



# ***CBF150M***

**CBF150M<sub>B</sub>**  
**CBF150M<sub>C</sub>**

**PARTS CATALOGUE**

**2**

---

**FOREWORD INDEX**

**1**

---

**ENGINE GROUP**

**2**

---

**FRAME GROUP**

**3**

---

**PART NUMBER INDEX**

**4**

---

**PART NAME INDEX**

**5**

---



**Instruction for use of parts catalogue**

- **This parts catalogue has been created as of February 01, 2012.**
  - Since this date, the sales practice for repair parts may have been changed or the parts may have been eliminated (listed for those not for sale).
  - The modified information is reflected on the latest Electronic Parts Catalogue (EPC). Also, refer to the parts catalogue news for any change.
  - See the parts catalogue news for any revision that is made after February 01, 2012.
- **Always specify the part number when ordering a part.**
  - Check the model, type, serial numbers, color, maker, and the size as needed before ordering a part.
  - Note that the illustrations (part drawings) can differ from the actual parts in shape. They are given just to help you to refer to the parts.
- **When modifications or additions to this parts catalogue are made, a revised edition will be issued at an appropriate time, with successively progressing revision numbers on the cover. We recommend obtaining such revisions in order to keep your parts catalogue up-to-date at all times. To check whether a parts catalogue revision has been issued, please contact your Honda distributor.**

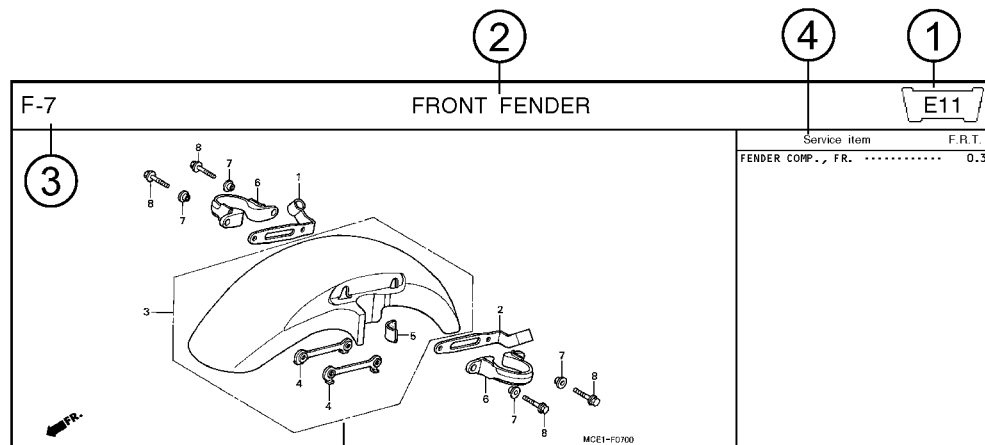
Initial version issue date  
 July 10, 2011  
**Honda Motor Co., Ltd.**

**CONTENTS**

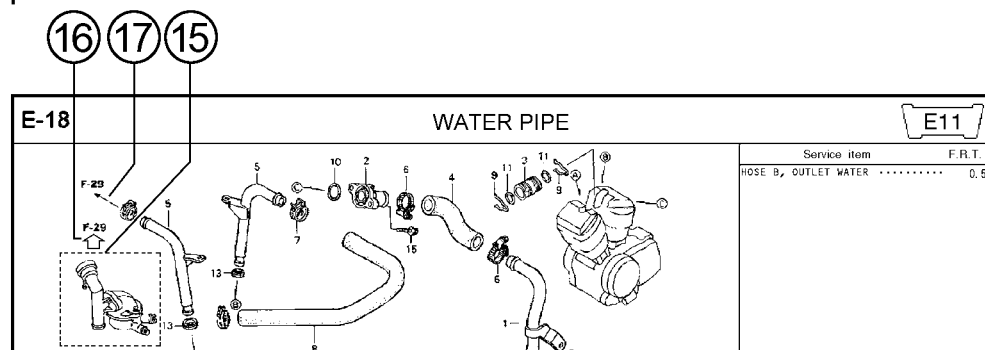
	Page	Address No.
● Instruction for use of parts catalogue .....	1	B 1
● How to refer to the part information .....	2	B 2
● Part catalogue structure .....	3	B 3
● When the parts were revised .....	4	B 4
● Abbreviations used in the parts catalogue .....	4	B 4
● Part block and serial number check .....	5	B 5
● Color label attachment position check .....	5	B 5
● Models, parts catalogue codes and applicable serial numbers .....	6	B 6
● Color label .....	7	B 7
● Color chart .....	8	B 8
● Fuel hose, general purpose hoses and vinyl hose .....	14	B14
● FLAT RATE SERVICE TIME .....	18	C 2
● Illustrated index .....	23	C 7
● ENGINE GROUP .....	30	D 1
● FRAME GROUP .....	49	F 1
● PART NO. INDEX .....	95	I 1
● PART NAME INDEX .....	99	J 1



Part catalogue structure




Ref. No.	Part No.	Description	Reqd. QTY		Serial No.	Parts catalogue code
			CB400 SFX	SFY		
1	45156-MCE-000	CLAMPER, R. FR. BRAKE HOSE ..	1	1		
2	45157-MCE-000	CLAMPER, L. FR. BRAKE HOSE ..	1	1		
3	61100-MCE-000ZA	FENDER COMP., FR. *NH411M*FORCE SILVER METALLIC	1	-	----- 3J,4J	
	61100-MCE-000ZB	*PB284C*...CANDY PHOENIX BLUE	1	-	----- J,2J	
4	61101-MCE-000	PLATE, FR. FENDER .....	2	2	1008000	
	61101-MCE-010	.....	2	2	1008001	
5	61102-MCE-300	CUSHION, FR. FENDER .....	2	2		
		(BLACK)				



Ref. No.	Part No.	Description	Reqd. QTY		Serial No.	Parts catalogue code
			CB400 SFX	SFY		
		HOSE B, OUTLET WATER .....				0.5

- ① **Address number**
  - Address No. is provided (in place of the page No.) to help you refer to the part with the part No. or part name.
- ② **Block title** ③ **Block number**
- ④ **Service item/Flat rate time**
- ⑤ **Reference number**
  - Title number marked with the parenthesis or parentheses indicates that it continues from the previous page.
- ⑥ **Part number** ⑦ **Honda color code**
- ⑧ **Description**
- ⑨ **Assemblies**
  - Sections framed with broken lines in the exploded view drawings are available as complete assemblies. (Their individual parts can also be obtained.)
- ⑩ **Color description**
- ⑪ **Note**
  - Notes are shown with the parentheses in the part name column.
- ⑫ **Required quantity**
  - Reqd. QTY shown in the parenthesis or parentheses indicates the optional part.
  - Reqd. QTY marked with "N" indicates the optional part that should be selected as needed.
  - Reqd. QTY indicates the number of the part used in the block.
- ⑬ **Serial number**
- ⑭ **Parts catalogue code**
  - When the parts catalogue code column is blank, it indicates that the part is applicable to all codes.
- ⑮ **[Dotted line box]**
  - Parts enclosed within a dotted line [ ] are covered in a different block.
- ⑯ **[Hollow arrow]**
  - A hollow arrow [ ] indicates the block No. for the parts enclosed within a dotted line [ ] .
- ⑰ **[Solid arrow]**
  - A solid arrow [ ] indicates the block No. the part in question is connected to.

When the parts were revised



Ref. No.	Part No.	Description	Reqd. QTY		Serial No.
			CB400 SFX	SFY	
1	45156-MCE-000	CLAMPER, R. FR. BRAKE HOSE ..	1	1	
2	45157-MCE-000	CLAMPER, L. FR. BRAKE HOSE ..	1	1	
3	61100-MCE-000ZA	FENDER COMP., FR. *NH411M*FORCE SILVER METALLIC	1	-	-----3J,4J
	61100-MCE-000ZB	*PB284C*...CANDY PHOENIX BLUE	1	-	-----J,2J
4	61101-MCE-000	PLATE, FR. FENDER (###).....	2	2	-----1008000
	61101-MCE-010	.....	2	2	-----1008001
5	61102-MCE-300	CUSHION, FR. FENDER ..... (BLACK)	2	2	
6	61105-MCE-000	STAY, FR. FENDER MOUNTING ...	2	2	
7	61107-MR7-000	COLLAR (6.5) .....	4	4	
8	96001-06020-00	BOLT, FLANGE, 6X20 .....	4	4	


The number has been used from the initial model without revision.

When shown at the left side, it is applicable to the models of No.1008001 and the subsequent numbers.

When shown at the right side, it is applicable to the models up to No.1008000.

The parts listed with "###" at the end of the parts name have limited supply period (parts not for sale).

Abbreviations used in the parts catalogue

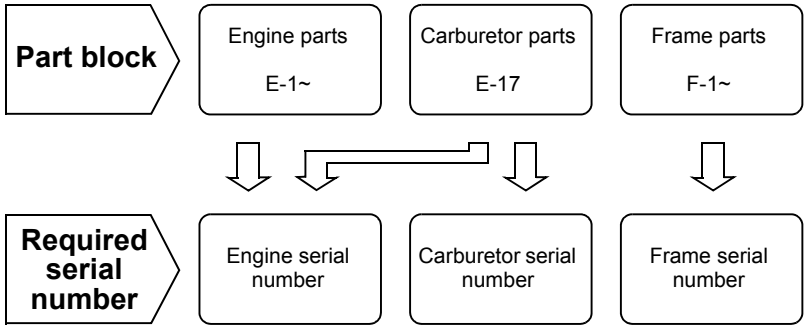


\* "L." or "R." in the description of a part stands for the LEFT hand side or the RIGHT hand side. Determine the left or right as if you were in the motorcycle seat.

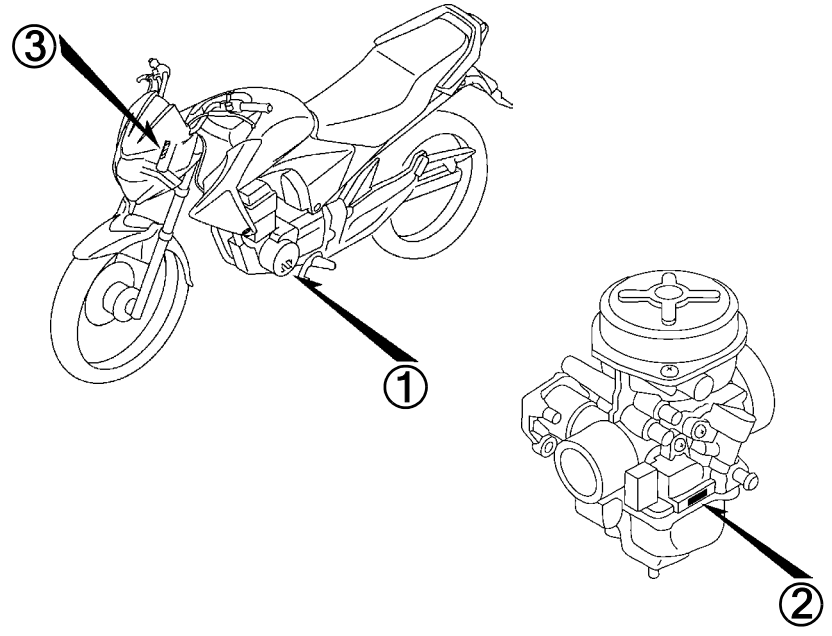
The following abbreviations are used in this parts catalogue.

- A ..... Ampere
- ABS ..... Anti-lock brake system
- A.C. .... Alternating current
- A.M. .... Attaching mark
- ASSY. .... Assembly
- C.D.I. .... Capacitive discharge ignition
- COMP. ... Complete
- D.C. .... Direct current
- EX. .... Exhaust
- FR. .... Front
- G ..... Gram
- HEX. .... Hexagonal
- IN. .... Inlet
- KPH ..... Kilometers per hour
- L. ....Left
- L (100L) .Link (100 Links)
- L.E.D. ....Light emitted diode
- MM .....Millimeter
- MPH .....Miles per hour
- R. ....Right
- RR. ....Rear
- STD. ....Standard
- T (22T) ...Tooth (22 Teeth)
- TCS .....Traction control system
- T.M. ....Transcript mark
- V .....Volt
- W .....Watt
- WL .....With labelling
- WOL .....Without labelling

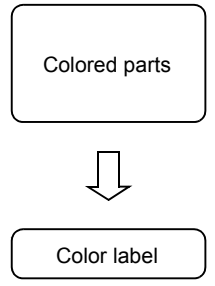
Part block and serial number check



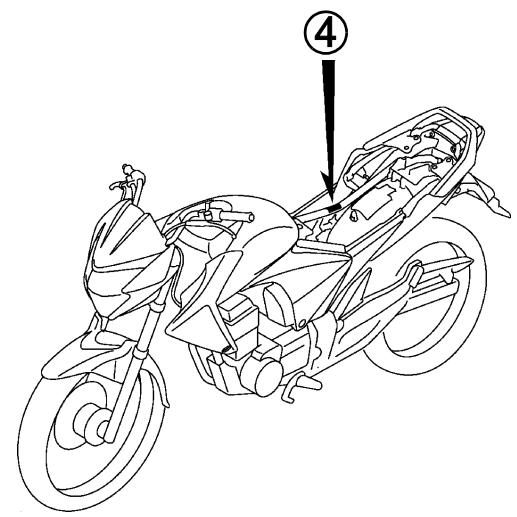
Check point ① ② ③



Color label attachment position check



④



### Models, parts catalogue codes and applicable serial numbers

Models, parts catalogue codes and applicable serial Nos. given in this parts catalogue can be identified as follows.

Parts with parts catalogue codes are exclusive for models destined for countries designated.

If no area codes are listed, parts are for common use.

Model	Area code	Type	Applicable engine serial No.	Applicable frame serial No.	Applicable carburetor identification No.
CBF150Mb	CO	Colombia			AVK6AP B
	PE	Peru			
	LA	Latin America	KC09E-2000001~	ME4KC09FB8000001~	
	2LA				
CBF150Mc	2CO	Colombia			AVK6AP B
	3CO				
	2PE	Peru			
	3PE				
	3LA	Latin America	KC09E2000001~	ME4KC09J*C8000001~	
	4LA				
	5LA		KC09E2000001~	ME4KC09J*C8000001~	
	6LA				

\* Of carburetor/throttle body identification numbers, only the portions underlined in the example below are used for registration.

AVK6AP B KC 7

**Color label**

- When ordering parts, check the model name, main color, and code by observing the “COLOR LABEL” on the vehicle.
- When ordering a colored part, use the color chart in the instruction for use of parts catalogue.

**1**

<b>VFR800FIW</b> <b>COLOR R-157</b> <b>CODE R157</b>		MODEL		VFR800FIW					
		COLOR	Sparkling silver metallic	Mute black metallic	Applicable model		Applicable block No.	Re	
	No.	CODE	NH-295M	NH-359M	Initial applicable model	Final applicable model			
	Name of colored parts	Basic part No.	NH295	NH359					
1									
2									
3									
4									
5									
6									
7									
8									
9									
10									

## Color chart

- When ordering a colored part, refer to the chart below and use a part number consisting of the relevant basic part number to which has been added a part color code.

## CBF150M (CBF150MB)

No.	MODEL		CBF150MB						
	COLOR		Pearl nightstar black NH-A84P	Sword silver metallic NH-A95M	Pearl siena red R-320P	Applicable model		Applicable block No.	Ref.No.
	CODE		NHA84	NHA95	R320	Initial applicable model	Final applicable model		
	Name of colored parts	Basic part No.							
1	BRIDGE, FORK TOP	53230-KSP-B00	ZA	ZA	ZA			F-5	10
2	CAP, SWINGARM END	40546-KSP-B00	ZC	ZC	ZC			F-23	4
3	COVER B, METER	61305-KSP-B00	ZA	ZA	ZA			F-31	6
4	COVER SET A, L. SIDE	83600-KSP-C20	ZA	ZB	ZC			F-17	8
5	COVER SET A, METER	61300-KSP-B00	ZA	ZA	ZA			F-31	2
6	COVER SET A, R. SIDE	83500-KSP-C20	ZA	ZB	ZC			F-17	2
7	COWL, FR. CENTER	61301-KSP-B00	ZA	ZA	ZA			F-31	3
8	COWL, L. FR. SIDE	61303-KSP-B00	ZA	ZB	ZC			F-31	5
9	COWL, R. FR. SIDE	61302-KSP-B00	ZA	ZB	ZC			F-31	4
10	DISK, RR. BRAKE	43251-KSP-B01	ZA	ZA	ZA			F-13	12
11	FENDER SET, RR.	80100-KSP-B00	ZA	ZA	ZA			F-25	3
12	FENDER, FR.	61100-KSP-B00	ZA	ZB	ZC			F-7	1
13	FLANGE SUB ASSY., FINAL DRIVEN	42615-KSP-B00	ZA	ZA	ZA			F-13	7
14	GARNISH, L. RR.	77250-KSP-B00	ZA	ZB	ZC			F-16	7
15	GARNISH, R. RR.	77240-KSP-B00	ZA	ZB	ZC			F-16	6
16	GRIP, RR.	50400-KSP-B00	ZA	ZB	ZC			F-15	1
17	HOLDER, HANDLE UNDER	53132-KSP-860	ZC	ZC	ZC			F-5	8
18	HOLDER, HANDLE UPPER	53131-KSP-B00	ZA	ZA	ZA			F-5	7
19	HOLDER, L. STEP	50640-KSP-B00	ZA	ZA	ZA			F-21	7
20	HOLDER, R. STEP	50630-KSP-B00	ZA	ZA	ZA			F-21	6

## CBF150M (CBF150Mb)

No.	MODEL		CBF150MB						
	COLOR		Pearl nightstar black NH-A84P	Sword silver metallic NH-A95M	Pearl siena red R-320P	Applicable model		Applicable block No.	Ref.No.
	CODE		NHA84	NHA95	R320	Initial applicable model	Final applicable model		
	Name of colored parts	Basic part No.							
21	MARK A, SIDE COVER	86831-KSP-C20	ZA	ZB	ZC			F-34	2
22	MARK, HONDA	86801-KSP-B00	ZA	ZA	ZA			F-34	1
23	MARK, HONDA	87150-KSP-B00	ZA	ZA	ZA			F-34	3
24	PIPE, STEERING HANDLE	53100-KSP-B00	ZA	ZA	ZA			F-5	6
25	SEAT COMP., DOUBLE	77200-KSP-B01	ZA	ZA	ZA			F-15	4
26	SHROUD SET, L.	50300-KSP-B00	ZA	ZB	ZC			F-14	24
27	SHROUD SET, R.	50200-KSP-B00	ZA	ZB	ZC			F-14	20
28	TANK ASSY., FUEL	17500-KSP-B00	ZA	ZB	ZC			F-14	7
29	WHEEL SUB ASSY., FR.	44650-KSP-B00	ZA	ZA	ZA			F-10	5
30	WHEEL SUB ASSY., RR.	42650-KSP-B00	ZA	ZA	ZA			F-13	9

## CBF150M (CBF150Mc).....2CO,2PE,3LA,4LA

No.	MODEL		CBF150MC					Ref.No.
	COLOR		Pearl nightstar black NH-A84P	Pearl siena red R-320P	Applicable model		Applicable block No.	
	CODE		NHA84	R320	Initial applicable model	Final applicable model		
	Name of colored parts	Basic part No.						
1	BRIDGE, FORK TOP	53230-KSP-B00	ZA	ZA			F-5	10
2	CAP, SWINGARM END	40546-KSP-B00	ZC	ZC			F-23	4
3	COVER B, METER	61305-KSP-B00	ZA	ZA			F-31	6
4	COVER SET A, L. SIDE	83600-KSP-C20	ZA	ZC			F-17	8
5	COVER SET A, METER	61300-KSP-B00	ZA	ZA			F-31	2
6	COVER SET A, R. SIDE	83500-KSP-C20	ZA	ZC			F-17	2
7	COWL, FR. CENTER	61301-KSP-B00	ZA	ZA			F-31	3
8	COWL, L. FR. SIDE	61303-KSP-B00	ZA	ZC			F-31	5
9	COWL, R. FR. SIDE	61302-KSP-B00	ZA	ZC			F-31	4
10	DISK, RR. BRAKE	43251-KSP-B01	ZA	ZA			F-13	12
11	FENDER SET, RR.	80100-KSP-B00	ZA	ZA			F-25	3
12	FENDER, FR.	61100-KSP-B00	ZA	ZC			F-7	1
13	FLANGE SUB ASSY., FINAL DRIVEN	42615-KSP-B00	ZA	ZA			F-13	7
14	GARNISH, L. RR.	77250-KSP-B00	ZA	ZC			F-16	7
15	GARNISH, R. RR.	77240-KSP-B00	ZA	ZC			F-16	6
16	GRIP, RR.	50400-KSP-B00	ZA	ZC			F-15	1
17	HOLDER, HANDLE UNDER	53132-KSP-860	ZC	ZC			F-5	8
18	HOLDER, HANDLE UPPER	53131-KSP-B00	ZA	ZA			F-5	7
19	HOLDER, L. STEP	50640-KSP-B00	ZA	ZA			F-21	7
20	HOLDER, R. STEP	50630-KSP-B00	ZA	ZA			F-21	6

## CBF150M (CBF150Mc).....2CO,2PE,3LA,4LA

No.	MODEL		CBF150MC					Ref.No.
	COLOR		Pearl nightstar black NH-A84P	Pearl siena red R-320P	Applicable model		Applicable block No.	
	CODE		NHA84	R320	Initial applicable model	Final applicable model		
	Name of colored parts	Basic part No.						
21	MARK A, SIDE COVER	86831-KSP-C20	ZA	ZC			F-34-1	8
22	MARK, HONDA	86801-KSP-B00	ZA	ZA			F-34-1	7
23	MARK, HONDA	87150-KSP-B00	ZA	ZA			F-34-1	11
24	PIPE, STEERING HANDLE	53100-KSP-B50	ZA	ZA			F-5	6
25	SEAT COMP., DOUBLE	77200-KSP-B01	ZA	ZA			F-15	4
26	SHROUD SET, L.	50300-KSP-B00	ZA	ZC			F-14	24
27	SHROUD SET, R.	50200-KSP-B00	ZA	ZC			F-14	20
28	TANK ASSY., FUEL	17500-KSP-B00	ZA	ZC			F-14	7
29	WHEEL SUB ASSY., FR.	44650-KSP-B00	ZA	ZA			F-10	5
30	WHEEL SUB ASSY., RR.	42650-KSP-B00	ZA	ZA			F-13	9

## CBF150M (CBF150Mc).....3CO,3PE,5LA,6LA

No.	MODEL		CBF150MC				
	COLOR		Black	Applicable model		Applicable block No.	Ref.No.
	CODE		NH-1	Initial applicable model	Final applicable model		
	Name of colored parts	Basic part No.	NH1				
1	BRIDGE, FORK TOP	53230-KSP-B00	ZA			F-5	10
2	CAP, SWINGARM END	40546-KSP-B00	ZC			F-23	4
3	COVER B, METER	61305-KSP-B00	ZA			F-31	6
4	COVER SET A, METER	61300-KSP-B00	ZA			F-31	2
5	COVER SET, L. SIDE	83600-KSP-E40	ZA			F-17	8
6	COVER SET, R. SIDE	83500-KSP-E40	ZA			F-17	2
7	COWL, FR. CENTER	61301-KSP-B00	ZA			F-31	3
8	COWL, L. FR. SIDE	61303-KSP-B00	ZG			F-31	5
9	COWL, R. FR. SIDE	61302-KSP-B00	ZG			F-31	4
10	DISK, RR. BRAKE	43251-KSP-B01	ZA			F-13	12
11	FENDER SET, RR.	80100-KSP-B00	ZA			F-25	3
12	FENDER, FR.	61100-KSP-B00	ZG			F-7	1
13	FLANGE SUB ASSY., FINAL DRIVEN	42615-KSP-B00	ZA			F-13	7
14	GARNISH, L. RR.	77250-KSP-B00	ZE			F-16	7
15	GARNISH, R. RR.	77240-KSP-B00	ZF			F-16	6
16	GRIP, RR.	50400-KSP-B00	ZF			F-15	1
17	HOLDER, HANDLE UNDER	53132-KSP-860	ZC			F-5	8
18	HOLDER, HANDLE UPPER	53131-KSP-B00	ZA			F-5	7
19	HOLDER, L. STEP	50640-KSP-B00	ZA			F-21	7
20	HOLDER, R. STEP	50630-KSP-B00	ZA			F-21	6

## CBF150M (CBF150Mc).....3CO,3PE,5LA,6LA

No.	MODEL		CBF150MC				Ref.No.
	COLOR		Black	Applicable model		Applicable block No.	
	CODE		NH-1	Initial applicable model	Final applicable model		
	Name of colored parts	Basic part No.	NH1				
21	MARK, HONDA	86801-KSP-B00	ZA			F-34-1	7
22	MARK, HONDA	87150-KSP-B00	ZA			F-34-1	11
23	MARK, SIDE COVER A	86831-KSP-E40	ZA			F-34-1	8
24	PIPE, STEERING HANDLE	53100-KSP-B50	ZA			F-5	6
25	SEAT COMP., DOUBLE	77200-KSP-B01	ZA			F-15	4
26	SHROUD SET, L.	50300-KSP-B60	ZA			F-14	24
27	SHROUD SET, R.	50200-KSP-B60	ZA			F-14	20
28	STRIPE A, L. SHROUD	86502-KSP-B60	ZA			F-34-1	4
29	STRIPE A, L. SIDE COVER	86833-KSP-B60	ZA			F-34-1	10
30	STRIPE A, R. SHROUD	86501-KSP-B60	ZA			F-34-1	3
31	STRIPE A, R. SIDE COVER	86832-KSP-B60	ZA			F-34-1	9
32	STRIPE B, L. SHROUD	86504-KSP-B60	ZA			F-34-1	6
33	STRIPE B, R. SHROUD	86503-KSP-B60	ZA			F-34-1	5
34	STRIPE, L. FUEL TANK	86172-KSP-B60	ZA			F-34-1	2
35	STRIPE, R. FUEL TANK	86171-KSP-B60	ZA			F-34-1	1
36	TANK ASSY., FUEL	17500-KSP-B60	ZA			F-14	7
37	WHEEL SUB ASSY., FR.	44650-KSP-B00	ZA			F-10	5
38	WHEEL SUB ASSY., RR.	42650-KSP-B00	ZA			F-13	9

## Fuel hose, general purpose hoses and vinyl hose

- The standard part fuel hose, general purpose hose and vinyl hose may be substituted by the coiled bulk part.
- When ordering the standard part fuel hose, general purpose hose and vinyl hose use the bulk part number written in the parts catalogue in brackets ( ) underneath the part name, or use the catalogue below.  
(The bulk part standard length is 1 m, however, those displayed in the catalogue < > are available in 3 m and 8 m lengths.)
- When exchanging the hose, cut and use at the specified length as mentioned in the part name.  
(For the method of cutting the bulk part, and method of filling out orders etc., please refer to the service manual and the instructions issued with the bulk part.)
- The list below is a catalogue of the standard part numbers and bulk part numbers. Note that those numbers are applicable to the listed replacement parts only.

Fuel hoses/Tubes			
Standard part No.	Bulk part No.	Bulk part	
		Inner diameter (mm)	Length (m)
95001-30xxx-2x	95001-30001-20M	3.0	1
95001-30xxx-3x	95001-30001-30M	3.0	1
95001-30xxx-4x	95001-30001-40M	3.0	1
95001-35xxx-2x	95001-35001-50M <95001-35003-50M>	3.5	1 3
95001-35xxx-3x	95001-35001-60M <95001-35003-60M>	3.5	1 3
95001-35xxx-4x	95001-35001-60M <95001-35003-60M>	3.5	1 3
95001-35xxx-5x	95001-35001-50M <95001-35003-50M>	3.5	1 3
95001-35xxx-6x	95001-35001-60M <95001-35003-60M>	3.5	1 3
95001-45xxx-2x	95001-45001-50M <95001-45003-50M>	4.5	1 3
95001-45xxx-3x	95001-45001-60M <95001-45003-60M> <95001-45008-60M>	4.5	1 3 8
95001-45xxx-4x	95001-45001-60M <95001-45003-60M> <95001-45008-60M>	4.5	1 3 8
95001-45xxx-5x	95001-45001-50M <95001-45003-50M>	4.5	1 3
95001-45xxx-6x	95001-45001-60M <95001-45003-60M> <95001-45008-60M>	4.5	1 3 8
95001-55xxx-2x	95001-55001-50M <95001-55003-50M> <95001-55008-50M>	5.5	1 3 8

Fuel hoses/Tubes			
Standard part No.	Bulk part No.	Bulk part	
		Inner diameter (mm)	Length (m)
95001-55xxx-3x	95001-55001-60M <95001-55003-60M> <95001-55008-60M>	5.5	1 3 8
95001-55xxx-4x	95001-55001-60M <95001-55003-60M> <95001-55008-60M>	5.5	1 3 8
95001-55xxx-5x	95001-55001-50M <95001-55003-50M> <95001-55008-50M>	5.5	1 3 8
95001-55xxx-6x	95001-55001-60M <95001-55003-60M> <95001-55008-60M>	5.5	1 3 8
95001-75xxx-2x	95001-75001-50M <95001-75003-50M>	7.5	1 3
95001-75xxx-3x	95001-75001-60M <95001-75003-60M> <95001-75008-60M>	7.5	1 3 8
95001-75xxx-4x	95001-75001-60M <95001-75003-60M> <95001-75008-60M>	7.5	1 3 8
95001-75xxx-5x	95001-75001-50M <95001-75003-50M>	7.5	1 3
95001-75xxx-6x	95001-75001-60M <95001-75003-60M> <95001-75008-60M>	7.5	1 3 8
95001-80xxx-2x	95001-80001-50M	8.0	1
95001-80xxx-3x	95001-80001-60M	8.0	1
95001-80xxx-4x	95001-80001-60M	8.0	1
95001-80xxx-5x	95001-80001-50M	8.0	1
95001-80xxx-6x	95001-80001-60M	8.0	1

Vinyl tube				
Standard part No.	Bulk part No.	Bulk part		
		Inner dia- meter (mm)	Outer dia-meter (mm)	Length (m)
95003-01xxx-3x	95003-01001-60M <95003-01003-60M>	2.9	6.8	1 3
95003-01xxx-60	95003-01001-60M <95003-01003-60M>	2.9	6.8	1 3
95003-03xxx-3x	95003-03001-60M <95003-03003-60M>	3.0	6.0	1 3
95003-03xxx-60	95003-03001-60M <95003-03003-60M>	3.0	6.0	1 3
95003-05xxx-3x	95003-05001-60M <95003-05003-60M> <95003-05008-60M>	3.5	6.5	1 3 8
95003-05xxx-60	95003-05001-60M <95003-05003-60M> <95003-05008-60M>	3.5	6.5	1 3 8
95003-07xxx-1x	95003-07001-10M <95003-07003-10M> <95003-07008-10M>	4.0	7.0	1 3 8
95003-07xxx-20	95003-07001-10M <95003-07003-10M> <95003-07008-10M>	4.0	7.0	1 3 8
95003-07xxx-3x	95003-07001-60M <95003-07003-60M> <95003-07008-60M>	4.0	7.0	1 3 8
95003-07xxx-60	95003-07001-60M <95003-07003-60M> <95003-07008-60M>	4.0	7.0	1 3 8
95003-07xxx-7x	95003-07001-70M <95003-07003-70M> <95003-07008-70M>	4.0	7.0	1 3 8
95003-08xxx-1x	95003-08001-10M <95003-08003-10M> <95003-08008-10M>	4.5	6.5	1 3 8
95003-09xxx-3x	95003-09001-60M <95003-09003-60M>	4.5	8.0	1 3
95003-09xxx-60	95003-09001-60M <95003-09003-60M>	4.5	8.0	1 3
95003-10xxx-1x	95003-10001-10M <95003-10003-10M>	5.0	8.0	1 3
95003-10xxx-20	95003-10001-10M <95003-10003-10M>	5.0	8.0	1 3
95003-10xxx-3x	95003-10001-60M <95003-10003-60M>	5.0	8.0	1 3
95003-10xxx-60	95003-10001-60M <95003-10003-60M>	5.0	8.0	1 3
95003-11xxx-3x	95003-11001-60M <95003-11003-60M> <95003-11008-60M>	5.0	9.0	1 3 8
95003-11xxx-60	95003-11001-60M <95003-11003-60M> <95003-11008-60M>	5.0	9.0	1 3 8
95003-12xxx-1x	95003-12001-10M <95003-12003-10M> <95003-12008-10M>	5.0	7.0	1 3 8
95003-12xxx-20	95003-12001-10M <95003-12003-10M> <95003-12008-10M>	5.0	7.0	1 3 8

Vinyl tube				
Standard part No.	Bulk part No.	Bulk part		
		Inner dia- meter (mm)	Outer dia-meter (mm)	Length (m)
95003-14xxx-1x	95003-14001-10M <95003-14003-10M>	6.0	9.0	1 3
95003-14xxx-20	95003-14001-10M <95003-14003-10M>	6.0	9.0	1 3
95003-14xxx-3x	95003-14001-60M <95003-14003-60M>	6.0	9.0	1 3
95003-17xxx-1x	95003-17001-10M <95003-17003-10M>	7.0	9.0	1 3
95003-19xxx-1x	95003-19001-10M <95003-19003-10M> <95003-19008-10M>	7.0	11.0	1 3 8
95003-19xxx-20	95003-19001-10M <95003-19003-10M> <95003-19008-10M>	7.0	11.0	1 3 8
95003-19xxx-3x	95003-19001-60M <95003-19003-60M> <95003-19008-60M>	7.0	11.0	1 3 8
95003-19xxx-60	95003-19001-60M <95003-19003-60M> <95003-19008-60M>	7.0	11.0	1 3 8
95003-21xxx-1x	95003-21001-10M <95003-21003-10M>	8.0	9.0	1 3
95003-21xxx-20	95003-21001-10M <95003-21003-10M>	8.0	9.0	1 3
95003-23xxx-1x	95003-23001-10M <95003-23003-10M>	8.0	12.0	1 3
95003-23xxx-20	95003-23001-10M <95003-23003-10M>	8.0	12.0	1 3
95003-23xxx-3x	95003-23001-60M <95003-23003-60M> <95003-23008-60M>	8.0	12.0	1 3 8
95003-23xxx-60	95003-23001-60M <95003-23003-60M> <95003-23008-60M>	8.0	12.0	1 3 8
95003-25xxx-1x	95003-25001-10M <95003-25003-10M>	9.0	11.0	1 3
95003-25xxx-20	95003-25001-10M <95003-25003-10M>	9.0	11.0	1 3
95003-25xxx-3x	95003-25001-60M <95003-25003-60M>	9.0	11.0	1 3
95003-25xxx-7x	95003-25001-70M <95003-25003-70M>	9.0	11.0	1 3
95003-27xxx-1x	95003-27001-10M <95003-27003-10M>	9.0	13.0	1 3
95003-27xxx-20	95003-27001-10M <95003-27003-10M>	9.0	13.0	1 3
95003-27xxx-3x	95003-27001-60M <95003-27003-60M>	9.0	13.0	1 3
95003-27xxx-60	95003-27001-60M <95003-27003-60M>	9.0	13.0	1 3
95003-33xxx-1x	95003-33001-10M <95003-33003-10M>	10.0	14.0	1 3
95003-33xxx-20	95003-33001-10M <95003-33003-10M>	10.0	14.0	1 3

Vinyl tube				
Standard part No.	Bulk part No.	Bulk part		
		Inner dia- meter (mm)	Outer dia-meter (mm)	Length (m)
95003-36xxx-1x	95003-36001-10M <95003-36003-10M> <95003-36008-10M>	11.0	13.0	1 3 8
95003-36xxx-20	95003-36001-10M <95003-36003-10M> <95003-36008-10M>	11.0	13.0	1 3 8
95003-37xxx-3x	95003-37001-60M <95003-37003-60M>	11.0	15.0	1 3
95003-37xxx-60	95003-37001-60M <95003-37003-60M>	11.0	15.0	1 3
95003-38xxx-1x	95003-38001-10M <95003-38003-10M>	12.0	13.0	1 3
95003-38xxx-20	95003-38001-10M <95003-38003-10M>	12.0	13.0	1 3
95003-39xxx-1x	95003-39001-10M <95003-39003-10M>	12.0	14.0	1 3
95003-39xxx-20	95003-39001-10M <95003-39003-10M>	12.0	14.0	1 3
95003-40xxx-20	95003-40001-10M <95003-40003-10M>	12.0	16.0	1 3
95003-40xxx-3x	95003-40001-60M <95003-40003-60M>	12.0	16.0	1 3
95003-40xxx-60	95003-40001-60M <95003-40003-60M>	12.0	16.0	1 3
95003-43xxx-1x	95003-43001-10M <95003-43003-10M> <95003-43008-10M>	13.0	15.0	1 3 8
95003-43xxx-20	95003-43001-10M <95003-43003-10M> <95003-43008-10M>	13.0	15.0	1 3 8
95003-45xxx-1x	95003-45001-10M <95003-45003-10M> <95003-45008-10M>	14.0	18.0	1 3 8
95003-45xxx-20	95003-45001-10M <95003-45003-10M> <95003-45008-10M>	14.0	18.0	1 3 8
95003-50xxx-1x	95003-50001-10M <95003-50003-10M>	16.0	19.0	1 3
95003-50xxx-20	95003-50001-10M <95003-50003-10M>	16.0	19.0	1 3
95003-50xxx-3x	95003-50001-60M <95003-50003-60M>	16.0	19.0	1 3
95003-55xxx-1x	95003-55001-10M <95003-55003-10M>	17.5	20.5	1 3
95003-55xxx-20	95003-55001-10M <95003-55003-10M>	17.5	20.5	1 3
95003-60xxx-1x	95003-60001-10M <95003-60003-10M>	22.0	27.0	1 3
95003-60xxx-20	95003-60001-10M <95003-60003-10M>	22.0	27.0	1 3
95003-60xxx-3x	95003-60001-60M <95003-60003-60M>	22.0	27.0	1 3
95003-60xxx-60	95003-60001-60M <95003-60003-60M>	22.0	27.0	1 3

General purpose hoses			
Standard part No.	Bulk part No.	Bulk part	
		Inner diameter (mm)	Length (m)
95005-11xxx-3x	95005-11001-30M	11.0	1
95005-11xxx-5x	95005-11001-50M	11.0	1
95005-12xxx-1x	95005-12001-10M <95005-12003-10M>	12.0	1 3
95005-12xxx-2x	95005-12001-20M	12.0	1
95005-12xxx-3x	95005-12001-30M	12.0	1
95005-12xxx-5x	95005-12001-50M	12.0	1
95005-14xxx-1x	95005-14001-10M	14.0	1
95005-14xxx-2x	95005-14001-20M <95005-14003-20M>	14.0	1 3
95005-14xxx-3x	95005-14001-30M	14.0	1
95005-14xxx-5x	95005-14001-50M	14.0	1
95005-17xxx-1x	95005-17001-10M	17.0	1
95005-17xxx-2x	95005-17001-20M	17.0	1
95005-17xxx-3x	95005-17001-30M	17.0	1
95005-17xxx-5x	95005-17001-50M	17.0	1
95005-30xxx-3x	95005-30001-30M	3.0	1
95005-30xxx-5x	95005-30001-50M	3.0	1
95005-35xxx-1x	95005-35001-10M <95005-35003-10M> <95005-35008-10M>	3.5	1 3 8
95005-35xxx-2x	95005-35001-20M	3.5	1
95005-35xxx-3x	95005-35001-30M	3.5	1
95005-35xxx-4x	95005-35001-10M <95005-35003-10M> <95005-35008-10M>	3.5	1 3 8
95005-35xxx-5x	95005-35001-50M	3.5	1
95005-45xxx-1x	95005-45001-10M <95005-45003-10M> <95005-45008-10M>	4.5	1 3 8
95005-45xxx-2x	95005-45001-20M	4.5	1
95005-45xxx-3x	95005-45001-30M	4.5	1

General purpose hoses			
Standard part No.	Bulk part No.	Bulk part	
		Inner diameter (mm)	Length (m)
95005-45xxx-4x	95005-45001-10M <95005-45003-10M> <95005-45008-10M>	4.5	1 3 8
95005-45xxx-5x	95005-45001-50M	4.5	1
95005-50xxx-3x	95005-50001-30M <95005-50003-30M>	5.0	1 3
95005-50xxx-5x	95005-50001-50M	5.0	1
95005-55xxx-1x	95005-55001-10M <95005-55003-10M> <95005-55008-10M>	5.3	1 3 8
95005-55xxx-2x	95005-55001-20M <95005-55003-20M>	5.3	1 3
95005-55xxx-4x	95005-55001-10M <95005-55003-10M> <95005-55008-10M>	5.3	1 3 8
95005-65xxx-1x	95005-65001-10M <95005-65003-10M>	6.5	1 3
95005-65xxx-2x	95005-65001-20M	6.5	1
95005-70xxx-3x	95005-70001-30M <95005-70003-30M>	7.0	1 3
95005-70xxx-5x	95005-70001-50M	7.0	1
95005-75xxx-1x	95005-75001-10M <95005-75003-10M>	7.3	1 3
95005-75xxx-2x	95005-75001-20M	7.3	1
95005-80xxx-1x	95005-80001-10M <95005-80003-10M>	8.0	1 3
95005-80xxx-2x	95005-80001-20M	8.0	1
95005-80xxx-3x	95005-80001-30M	8.0	1
95005-80xxx-5x	95005-80001-50M	8.0	1
95005-91xxx-3x	95005-91001-30M	12.0	1
95005-91xxx-5x	95005-91001-50M	12.0	1
95005-92xxx-3x	95005-92001-30M	12.0	1
95005-92xxx-5x	95005-92001-50M	12.0	1

NOTE: X is displayed to represent the omitted numerals and letters of the roman alphabet.

⊙ **CAUTION: It is DANGEROUS to confuse the fuel hose with the general purpose hose or vinyl hose.**

Never use a general purpose hose or vinyl hose in place of a fuel hose or vice versa. Always use the correct bulk part in the parts catalogue, according to the service manual or the instructions issued with the bulk part.

• Bulk part number of fuel hose, general purpose hose and vinyl hose.

(Example)

9 5 0 0 1 - 7 5 0 0 1 - 5 0 M

**Bulk part number:** Refers to the bulk part.

**Marking code (hose type):** (fuel hose and general purpose hose)

**Change code (for added hose):** (Vinyl hose)

- Indicates number mark or change sequence, however, the code for the bulk part must be strictly 0 (zero).

**Types of code:**

- Fuel hose
  - 2: Red outside braid (3 mm inside dia. only)
  - 5: Black inside braid
  - 3: Red (3 mm inside dia. only)
  - 4: Ash gray with red stripe (3 mm inside dia. only)
  - 6: Black
- Vinyl hose
  - 1: Clear
  - 2: Black
  - 3: Light red
  - 6: Light red
  - 7: Pale black
- General hose
  - 1: Ash gray
  - 2: Ash gray
  - 3: Black
  - 5: Black

**Lengths:** 001: 1 m (standard)  
003: 3 m  
008: 8 m

**I.D code: (fuel hose and general purpose hose)**

- 30: 3.0 mm
- 35: 3.5 mm
- 45: 4.5 mm
- 50: 5.0 mm
- 55: 5.3 mm, 5.5 mm
- 65: 6.5 mm
- 70: 7.0 mm
- 75: 7.3 mm, 7.5 mm
- 80: 8.0 mm
- 11: 11 mm
- 91: 12 mm (outside dia. 15) mm
- 92: 12 mm (outside dia. 16) mm
- 12: 12 mm (outside dia. 17) mm
- 14: 14 mm
- 17: 17 mm

**ID./OD. code: (vinyl hose)**

- 01: ID. 2.9, OD. 6.8 mm
- 03: ID. 3.0, OD. 6.0 mm
- 05: ID. 3.5, OD. 6.5 mm
- 07: ID. 4.0, OD. 7.0 mm
- 08: ID. 4.5, OD. 6.5 mm
- 09: ID. 4.5, OD. 8.0 mm
- 12: ID. 5.0, OD. 7.0 mm
- 10: ID. 5.0, OD. 8.0 mm
- 11: ID. 5.0, OD. 9.0 mm
- 14: ID. 6.0, OD. 9.0 mm
- 17: ID. 7.0, OD. 9.0 mm
- 19: ID. 7.0, OD. 11.0 mm
- 21: ID. 8.0, OD. 9.0 mm
- 23: ID. 8.0, OD. 12.0 mm
- 25: ID. 9.0, OD. 11.0 mm
- 27: ID. 9.0, OD. 13.0 mm
- 33: ID. 10.0, OD. 14.0 mm
- 36: ID. 11.0, OD. 13.0 mm
- 37: ID. 11.0, OD. 15.0 mm
- 38: ID. 12.0, OD. 13.0 mm
- 39: ID. 12.0, OD. 14.0 mm
- 40: ID. 12.0, OD. 16.0 mm
- 43: ID. 13.0, OD. 15.0 mm
- 45: ID. 14.0, OD. 18.0 mm
- 50: ID. 16.0, OD. 19.0 mm
- 55: ID. 17.5, OD. 20.5 mm
- 60: ID. 22.0, OD. 27.0 mm

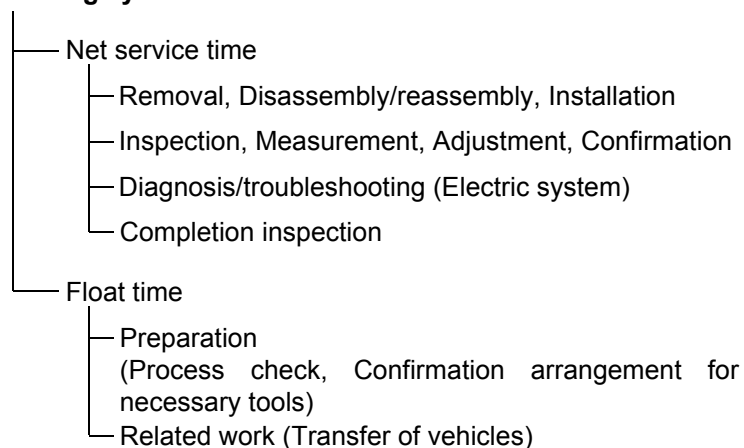
**Hose type:** 1: Fuel hose  
3: Vinyl hose  
5: General hose



## FLAT RATE SERVICE TIME

Flat rate service time (FRT) means the standard time required to service a MC, which is listed in this manual to help the dealers control the actual working process and calculate the service charge by using it as a guide.

### FRT setting system



\* Float time is set by multiplying the net service time by a given coefficient.

### Editorial style

The service items shown in the text are listed with the exchange work time for the repair sales parts as the subject. Other representative service items not using repair parts (removal/installation, adjustment, inspection/measuring, and other work) are listed collectively in the list in the preface, classified according to the work.

### FRT setting standard

- Decimal system (in unit of 0.1) is adopted to set FRT as it is convenient to calculate the wage.  
Example: (0.1) → 6 minutes, (0.2) → 12 minutes  
[Labor cost per hour] x [FRT] = [Wage]
- FRT is set with a hand tool.
- Service items and FRT can be subject to change depending on development of tools and service equipment and improvement in service procedure.

**Work procedure**

- As the work procedure is set with the work time according to the method in the separate Service Manual, refer to this Manual as required.
- Work methods permitting servicing in the shortest time still permitting assurance of safe work and product warranty are used for the setting of service items not listed in the Service Manual.
- Work basically is to be performed by one person, and when two or more people are required, setting is done as the total time for the number of people.
- The set value for the technological level of the workers uses a person with three years of experience in the repair of Honda vehicles as the standard.
- Special tools and service equipment used to set FRT are those specified or recommended in Service Manual.

**Service item whose FRT is not presented**

- Accessories and service parts that are not listed to use in this manual.
  - Locations with little aging deterioration or breakage during normal use.
  - Service work that can be finished by one touch.
  - Service work that is seldom done (i.e. extremely small causes of trouble and service frequency).
- \* When FRT is not presented, please calculate wages based on appropriate actual work time

**Operation not included of FRT**

- Oil and coolant water draining, Waiting time for warming up operation and etc..
- Additional operation that involves removal/installation of standard exterior equipment.
- Indirect time spent for service by visiting the customer, trade-in, and delivery of a MC.
- Indirect time required for ordering and delivery of parts.
- Cost for grease, adhesive agent, etc. used for service work.

**Explanation of FRT by using an example  
(The example may differ from the actual presented items)**

Ref. No.	L.O.N.	(Relative ref. Number) Description	F.R.T.
②	111118	(1, 3, 4, 7) CAMSHAFT ..... 4.5	②
③	111118A	⑥ • Includes: Valve clearance adjustment Replace rocker arm add ..... 1.0	⑤

- ① Reference No. of the illustration of part that shows location of the replacement work.
- ② FRT is an abbreviation of Flat Rate Time indicating the standard service time required for the replacement.
- ③ LON is an abbreviation of Labor Operation Number, and it is a classification of the service items by the work unit code.

The same operation code is used regardless of the models.

Standard operation is indicated with 6 digits code, and additional operation is indicated with 7 digits code.

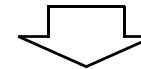
- ④ Indicating the camshaft replacement and FRT4.5.
- ⑤ Indicating FRT1.0 that will be added when additional operation (replace rocker arm) is done in association with camshaft replacement.

- ⑥ Indicating work contents that are included in the service item.
- ⑦ Indicating a reference No. whose operation and time are the same as FRT4.5 for the camshaft.

(The application range is limited to the service items without an LON setting within a same block.)

**How to refer to the service item by using the sample  
(camshaft replacement)**

Open to the page of the block where the camshaft's spare part illustration is shown.



Look for the camshaft illustration, and refer to the service item and FRT that agree with the reference No.

Indication mark for the listing of service items that continues to the following page

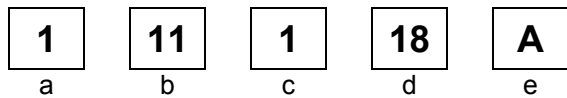
Ref. No.	L.O.N.	(Relative ref. Number) Description	F.R.T.
2	111118	CAMSHAFT .....	4.5
	.	.	.
	.	.	.

+  
Mark indicated at the last line.

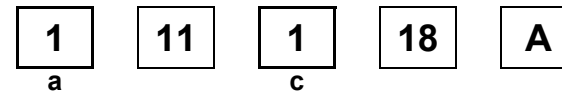
Indication of the block with no setting of FRT

Ref. No.	L.O.N.	(Relative ref. Number) Description	F.R.T.
NO INFORMATION .....			

• LON code system



- a) Category code..... Engine
- b) Location/function code ..... Engine upper
- c) Operation code..... Replace
- d) Operation sequence number (Unit code can be shown with alphabet) ..... camshaft (No regular rule of code)
- e) Additional code ..... replace rocker arm (No regular rule of code)



a) Category codes and classification

Code	Category
1	Engine
2	Transmission
3	Fuel & Exhaust
4	Frame & Body
5	Steering/Suspension
6	Electrical
7	Wheels/Brakes
8	Controls/instrument
9	-
0	-

c) Operation codes and classification

Code	Operation category
1	Replace, Removal/Installation, Change
2	Overhaul
3	Adjust, Balance
4	(Paint-related work: Top-coat)
5	Test, Inspect/diagnose, Measurement, Check
6	(Overhaul-related work: Rebore)
7	(Overhaul-related work: Reseal)
8	(Resurface)
9	(Paint-related work: Refinish)
0	Repair, Cleaning, Air bleeding

Major service items without using spare parts

(1) Removal/Installation, (2) Adjustment,  
(3) Inspection/M Measurement, (4) Overhaul, (5) Other work

E: Engine, F: Frame

### \* OPERATIONS OTHER THAN REPLACING PARTS

#### (1) Removal and installation

Set for the configuration with the parts removed from the vehicle.

	LON	DESCRIPTION	FRT
E	1101E5	<b>TILTING ENGINE ASSEMBLY-REMOVAL/INSTALLATION</b> INCLUDES: All necessary adjustment	1.7
	1111K0	<b>CYLINDER HEAD ASSEMBLY-REMOVAL/INSTALLATION</b>	1.4
	3111D6	<b>CARBURETOR ASSEMBLY-REMOVAL/INSTALLATION</b>	0.4
	1101E6	<b>CRANKCASE SEPARATION</b> INCLUDES: Engine removal and installation	3.5

#### (2) Adjustment

	LON	DESCRIPTION	FRT
E	3113A0	<b>CARBURETOR IDLE-ADJUSTMENT</b>	0.1
	2123A0	<b>CLUTCH-ADJUSTMENT</b> INCLUDES: Clutch lever adjustment	0.1
	6143A1	<b>SPARK PLUG-ADJUSTMENT/CLEANING</b>	0.1
	1113A0	<b>VALVE CLEARANCE-ADJUSTMENT</b> NOTE: For 1 vehicle	0.4
F	6163A0	<b>HEADLIGHT-AIMING</b>	0.1
	2133A0	<b>DRIVE CHAIN-ADJUSTMENT</b>	0.1
	3113A3	<b>THROTTLE OPERATION-ADJUSTMENT</b>	0.1

#### (3) Inspection, Measurement

	LON	DESCRIPTION	FRT
E	1115A0	<b>COMPRESSION PRESSURE-MEASUREMENT</b>	0.1
	3115A0	<b>CARBURETOR FLOAT LEVEL-MEASUREMENT</b>	0.5
	6145A0	<b>IGNITION TIMING-INSPECTION</b>	0.2
F	6105A0	<b>BATTERY-CHECKING OF ELECTROLYTE LEVEL &amp; CHARGE</b>	0.2

#### (4) Overhaul

Work condition: The required Measurements, inspections, adjustments, and cleaning/washing of each part are performed, including the main body removal/installation work and the replacement of defective parts.

	LON	DESCRIPTION	FRT
E	311200	<b>CARBURETOR-OVERHAUL</b> INCLUDES: All necessary adjustment	0.7

#### (5) Other work

	LON	DESCRIPTION	FRT
E	1130A1	<b>OIL FILTER SCREEN-CLEANING</b>	0.6
F	7110A0	<b>FRONT BRAKE-AIR BLEEDING</b>	0.2
	7110A1	<b>REAR BRAKE-AIR BLEEDING</b>	0.2

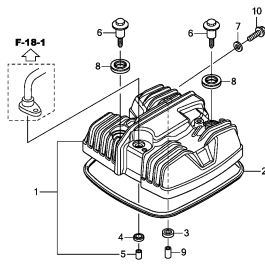
# ENGINE GROUP

C 7

E-1

CYLINDER HEAD COVER

D 1

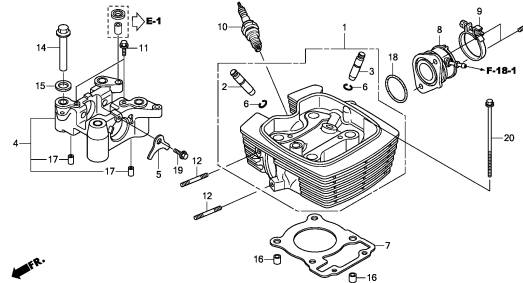


KSP5E0100

E-2

CYLINDER HEAD

D 2

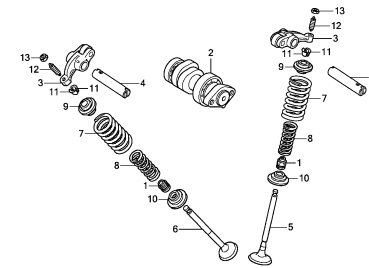


KSP5E0200A

E-3

CAMSHAFT/VALVE

D 3

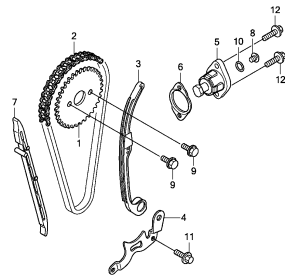


KSP5E0300

E-4

CAM CHAIN/TENSIONER

D 4

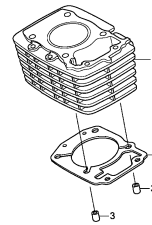


KSP5E0400

E-5

CYLINDER

D 5

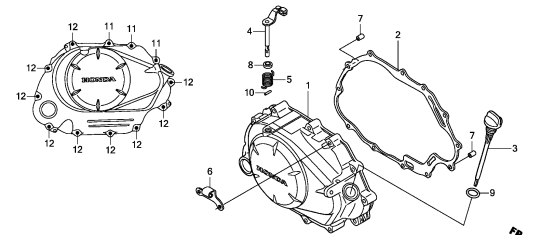


KSP5E0500

E-6

RIGHT CRANKCASE COVER

D 6

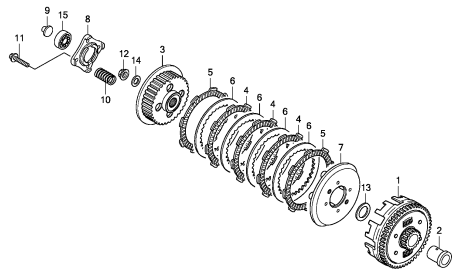


KSP5E0600

E-7

CLUTCH

D 7

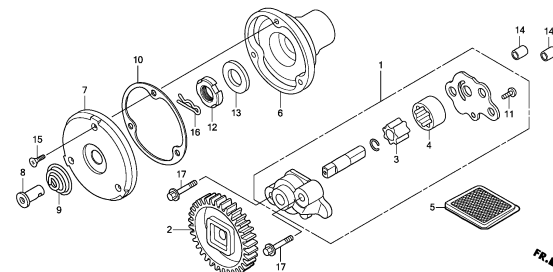


KSP5E0700

E-8

OIL PUMP

D 8

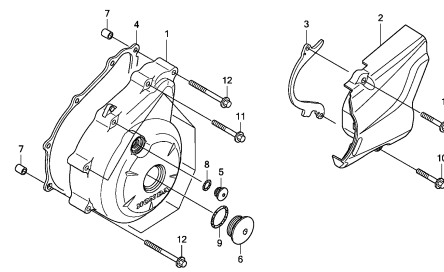


KSP5E0800

E-9

LEFT CRANKCASE COVER

D 9



KSP5E0900

2

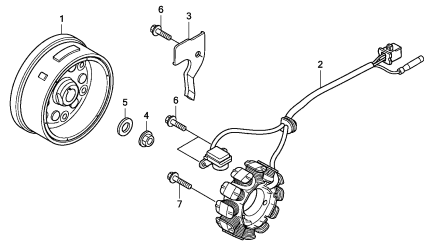
# ENGINE GROUP

C 8

E-10

GENERATOR

D10

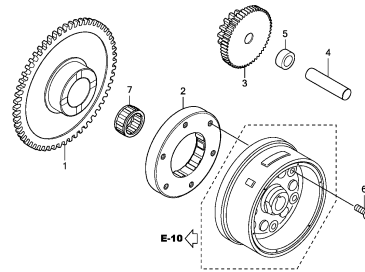


KSPFE1000

E-11

STARTING CLUTCH

D11

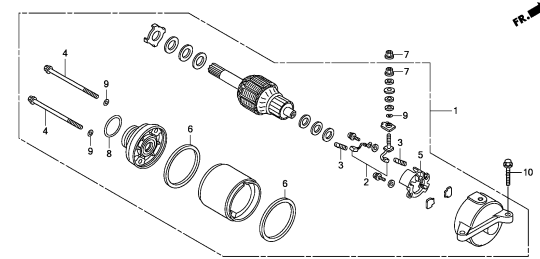


KSPFE1100

E-12

STARTING MOTOR

D12

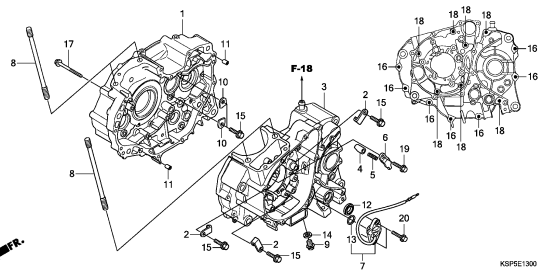


KSPFE1200

E-13

CRANKCASE

D13

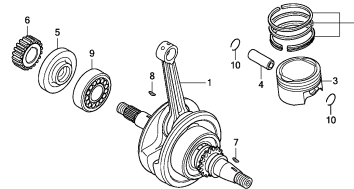


KSPFE1300

E-14

CRANKSHAFT/PISTON

D14

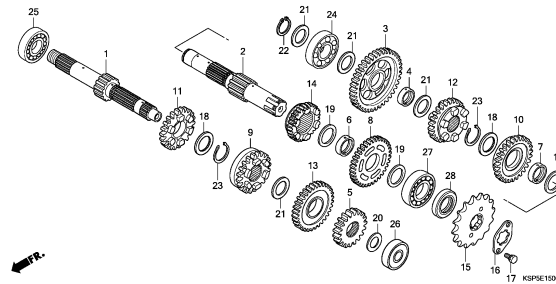


KSPFE1400

E-15

TRANSMISSION

D15

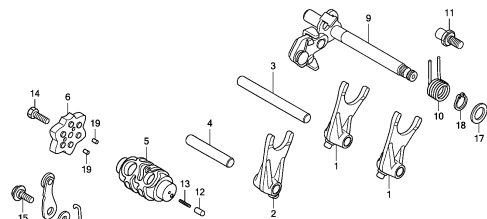


KSPFE1500

E-16

GEARSHIFT DRUM

E 1

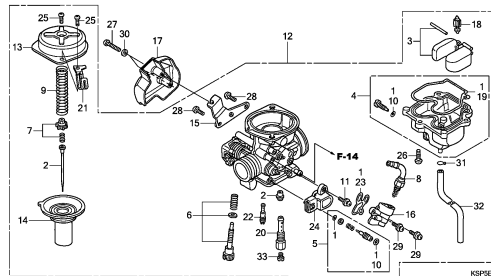


KSPFE1600

E-17

CARBURETOR

E 2



KSPFE1700

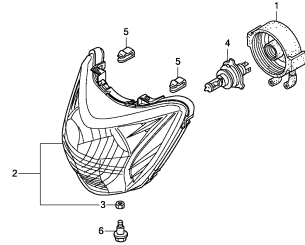
# FRAME GROUP

C 9

F-1

HEADLIGHT

F 1

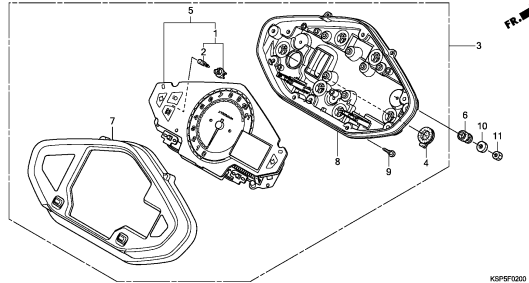


KSP5F0100

F-2

METER

F 2

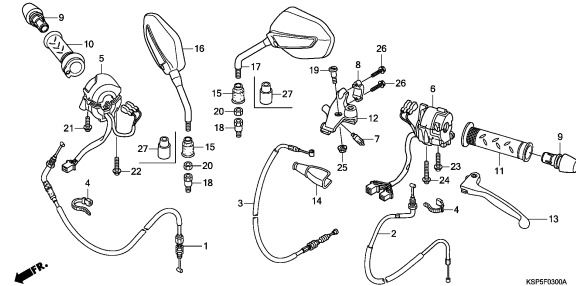


KSP5F0200

F-3

HANDLE LEVER/SWITCH/CABLE

F 3

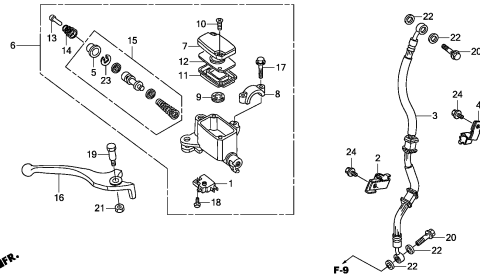


KSP5F0300A

F-4

FR. BRAKE MASTER CYLINDER  
(CBF150MB)

F 5

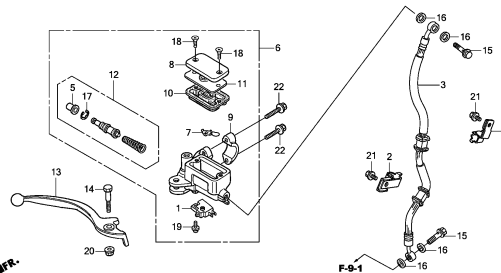


KSP5F0400

F-4-1

FR. BRAKE MASTER CYLINDER  
(CBF150MC)

F 6

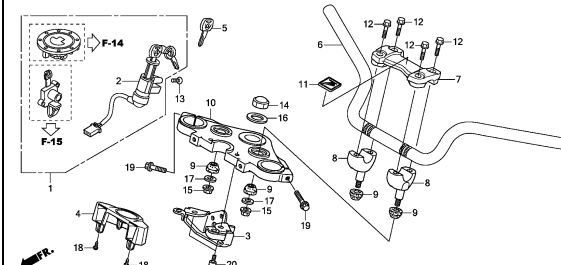


KSP5F0401

F-5

HANDLE PIPE/TOP BRIDGE

F 7

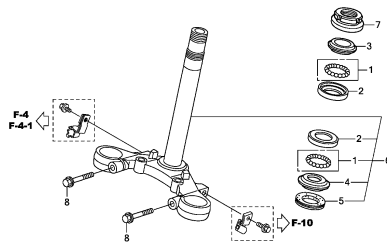


KSP5F0500

F-6

STEERING STEM

F 9

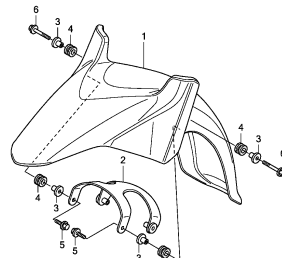


KSP5F0600A

F-7

FRONT FENDER

F10

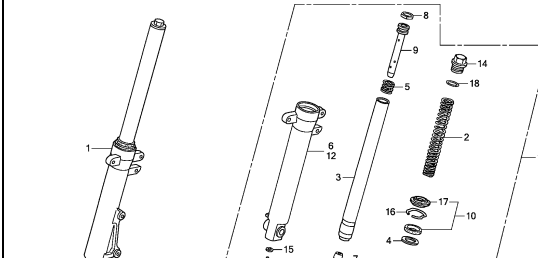


KSP5F0700

F-8

FRONT FORK

F11



KSP5F0800

3

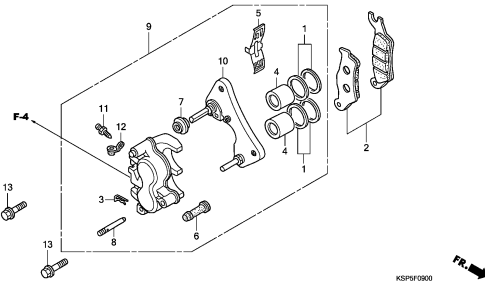
# FRAME GROUP

**C10**

**F-9**

FRONT BRAKE CALIPER(CBF150MB)

**F12**

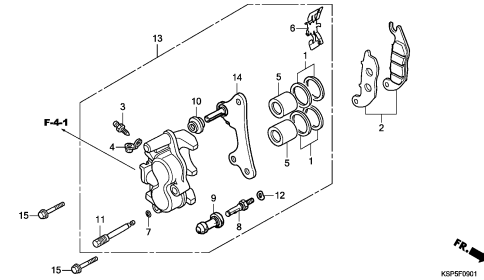


KSPSF090

**F-9-1**

FRONT BRAKE CALIPER(CBF150MC)

**F13**

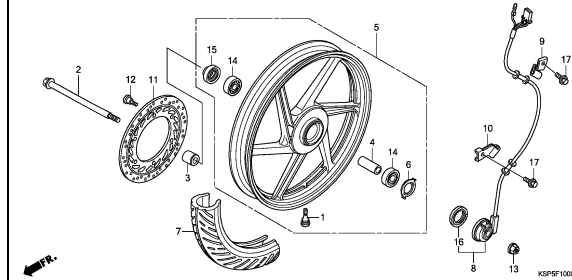


KSPSF0901

**F-10**

FRONT WHEEL

**F14**

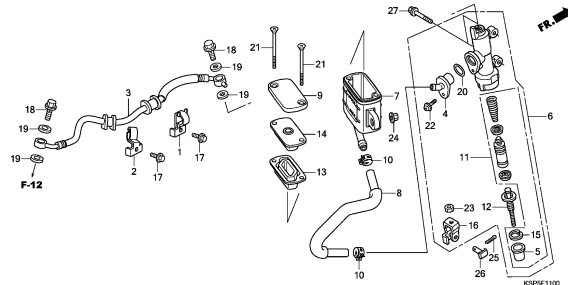


KSPSF1000

**F-11**

RR. BRAKE MASTER CYLINDER

**F15**

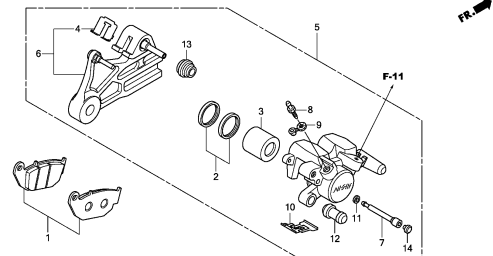


KSPSF1100

**F-12**

REAR BRAKE CALIPER

**G 1**

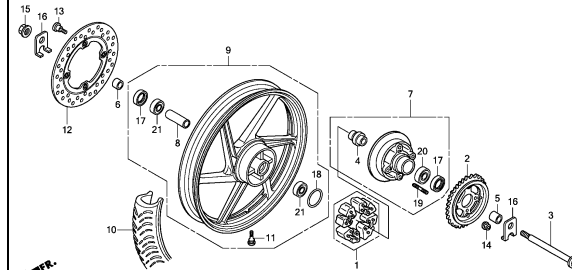


KSPSF1200

**F-13**

REAR WHEEL

**G 2**

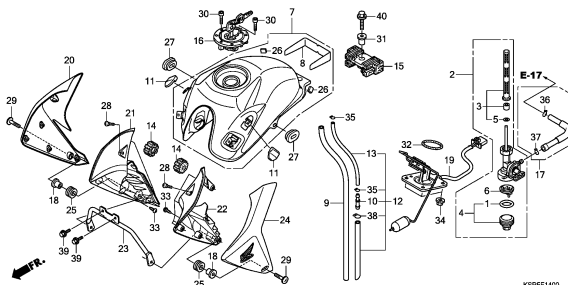


KSPSF1300

**F-14**

FUEL TANK

**G 4**

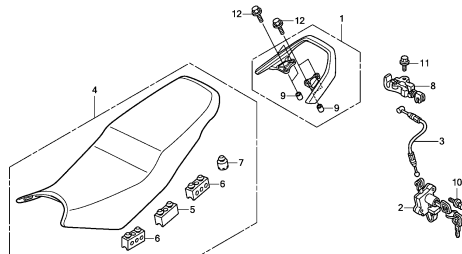


KSPSF1400

**F-15**

SEAT

**G 6**

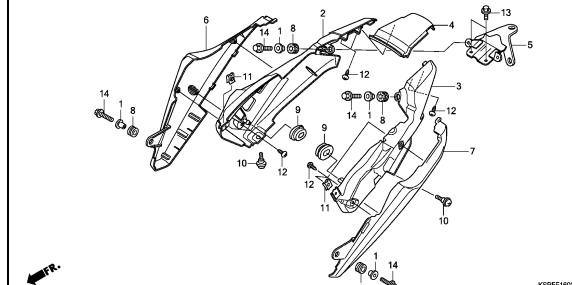


KSPSF1500

**F-16**

REAR COWL

**G 7**



KSPSF1600

**3**

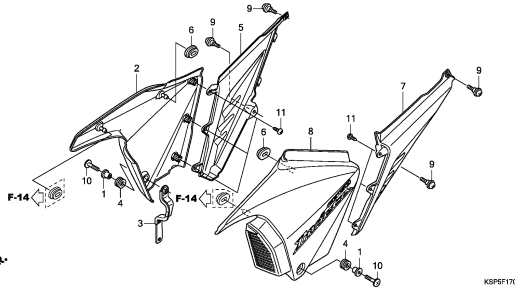
# FRAME GROUP

**C11**

**F-17**

SIDE COVER

**G 8**

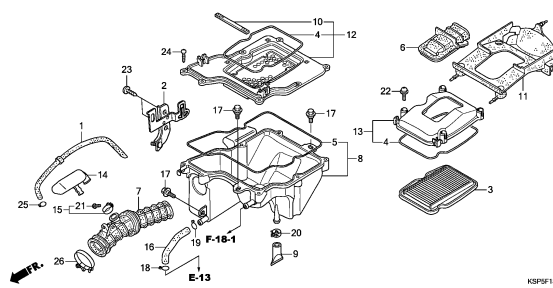


KSPSF1700

**F-18**

AIR CLEANER

**G 9**

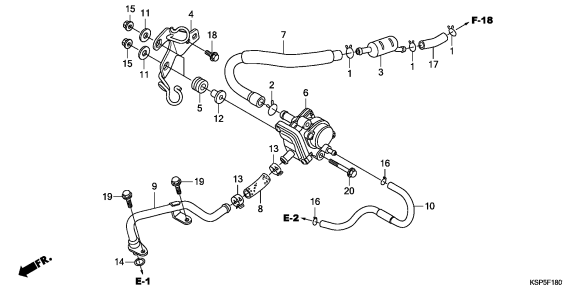


KSPSF1800

**F-18-1**

AIR SUCTION VALVE

**G11**

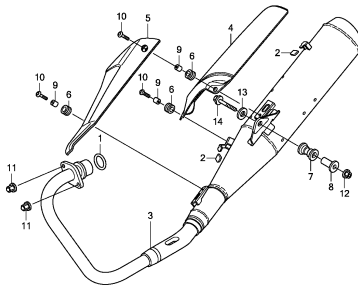


KSPSF1801

**F-19**

EXHAUST MUFFLER

**G12**

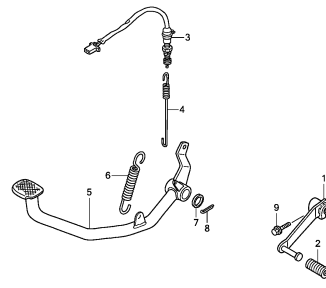


KSPSF1900A

**F-20**

PEDAL

**G13**

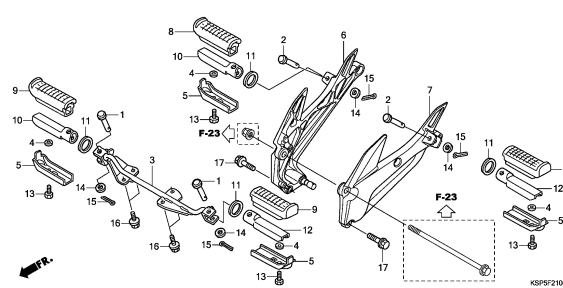


KSPSF2000

**F-21**

STEP

**G14**

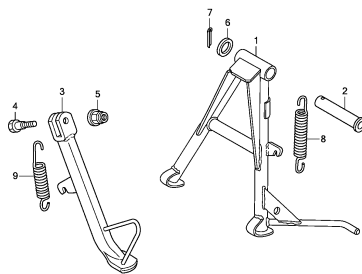


KSPSF2100

**F-22**

STAND

**G15**

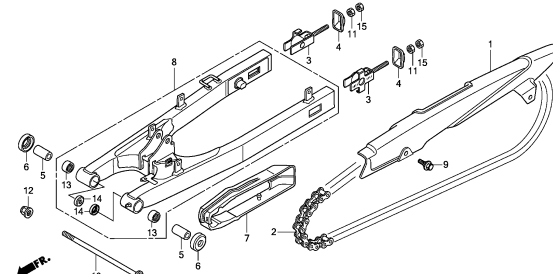


KSPSF2200

**F-23**

SWINGARM

**G16**

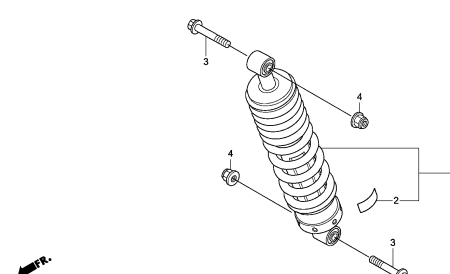


KSPSF2300

**F-24**

REAR CUSHION

**H 1**



KSPSF2400

**3**

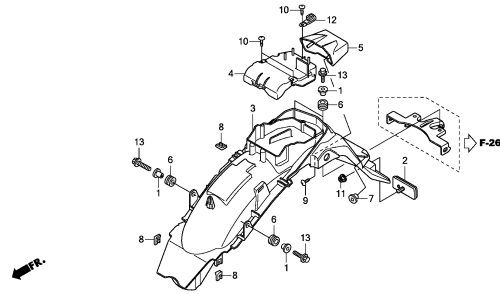
# FRAME GROUP

**C12**

**F-25**

REAR FENDER

**H 2**

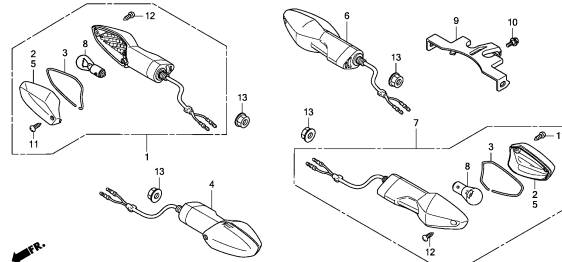


KSP5F2600

**F-26**

WINKER

**H 3**

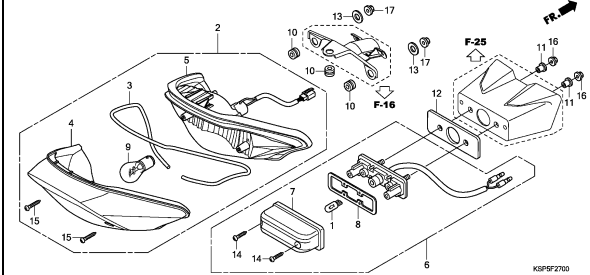


KSP5F2600

**F-27**

TAILLIGHT

**H 4**

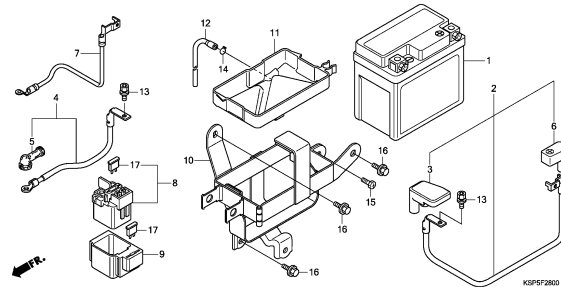


KSP5F2700

**F-28**

BATTERY

**H 5**

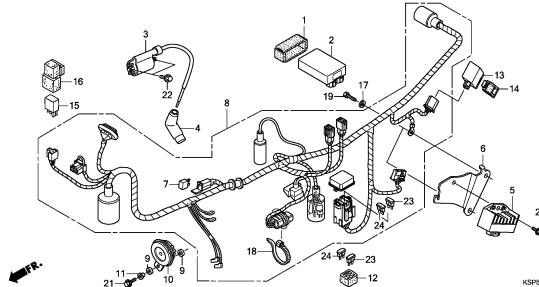


KSP5F2800

**F-29**

WIRE HARNESS

**H 6**

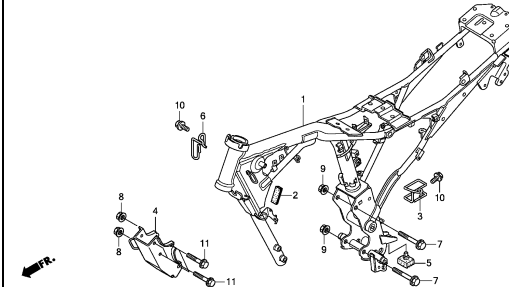


KSP5F2900

**F-30**

FRAME BODY

**H 8**

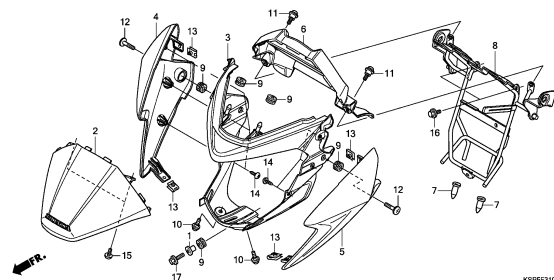


KSP5F3000

**F-31**

FRONT COWL

**H 9**

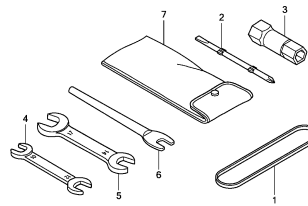


KSP5F3100

**F-32**

TOOLS

**H11**

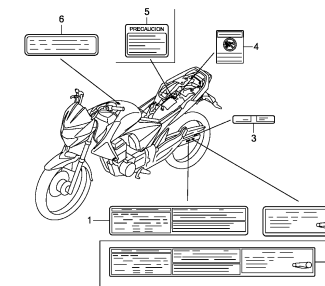


KSP5F3200

**F-33**

CAUTION LABEL

**H12**



KSP5F3300A

**3**

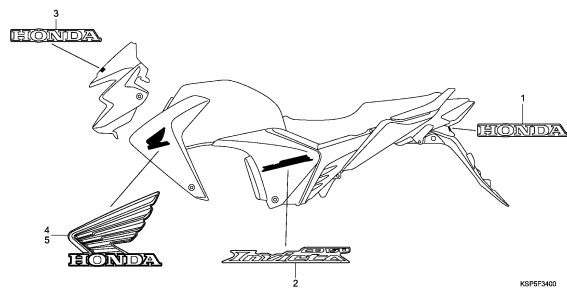
# FRAME GROUP

C13

F-34

MARK/EMBLEM(CBF150MB)

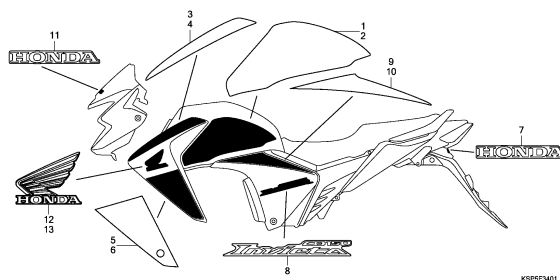
H13



F-34-1

MARK/EMBLEM(CBF150MC)

H14

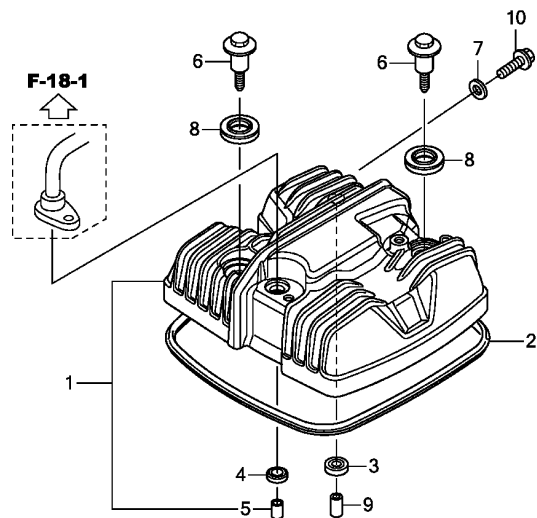


3

E-1

CYLINDER HEAD COVER

D 1



KSP5E0100

Ref. No.	L.O.N.	(Relative ref. Number) Description	F.R.T.
1	1111C4	COVER, CYLINDER HEAD .....	0.3
2	1111D2	GASKET, CYLINDER HEAD COVER ..	0.3

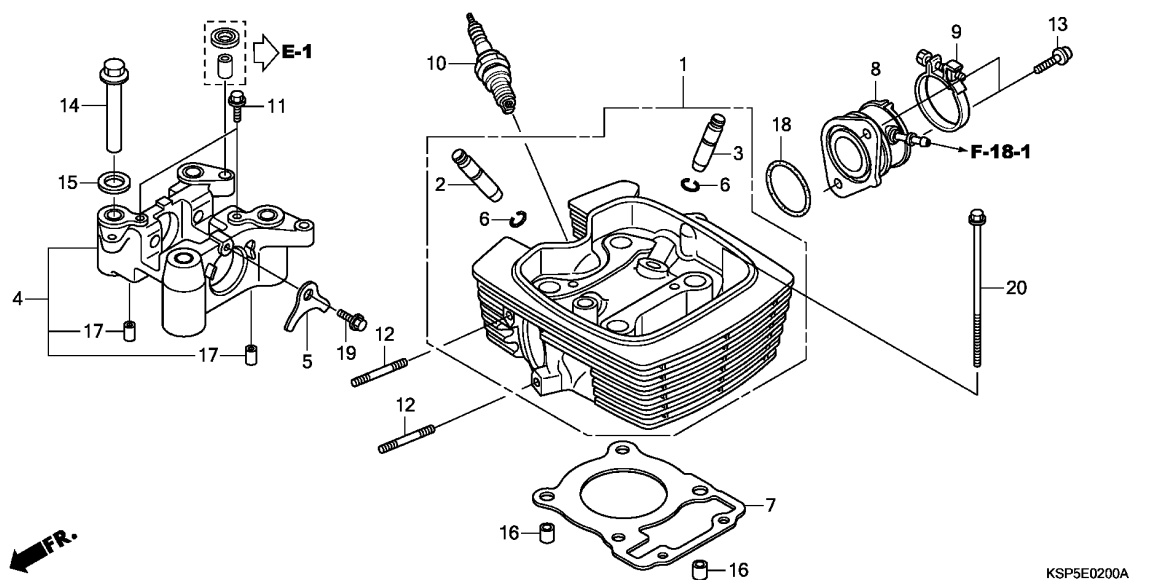
Ref. No.	Part No.	Description	Reqd. QTY		Serial No.	Parts catalogue code
			CBF150M	C		
1	12310-KSP-B01	COVER COMP., CYLINDER HEAD ..	1	1		
2	12391-KRM-840	GASKET, HEAD COVER .....	1	1		
3	12396-KRM-840	GASKET B, HEAD COVER .....	1	1		
4	12397-KWG-601	GASKET C, HEAD COVER .....	1	1		
	12397-KYE-901	GASKET C, HEAD COVER(ARAI) ..	1	1		
5	12398-KSP-B00	COLLAR, 10MM .....	1	1		
6	90003-KFG-000	BOLT, L. CRANKCASE COVER ....	2	2		
7	90463-KRM-840	WASHER, SEALING, 6.2X12X1.2 ..	1	1		
8	90543-MV9-670	RUBBER, MOUNTING .....	2	2		
9	90702-KRM-840	DOWEL PIN, 8X14 .....	1	1		
10	96001-06012-00	BOLT, FLANGE, 6X12 .....	1	1		

2

E-2

CYLINDER HEAD

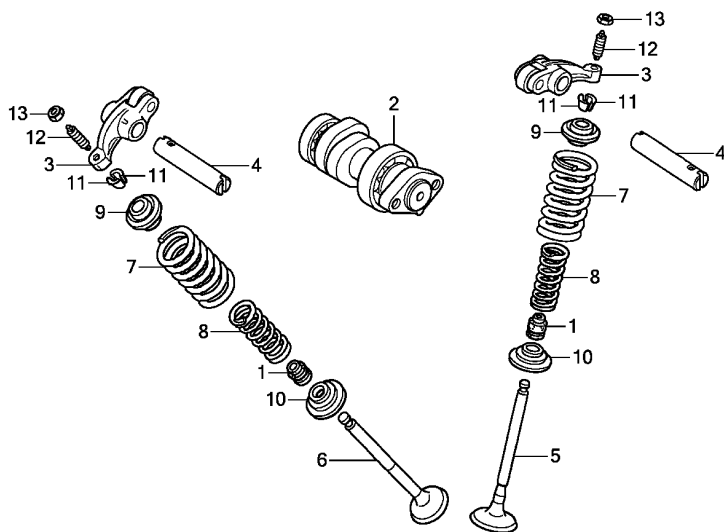
D 2



Ref. No.	L.O.N.	(Relative ref. Number) Description	F.R.T.
1	111106	HEAD, CYLINDER ..... .INCLUDES: Valve adjust and reface	2.2
2	1111M0	GUIDE, EXHAUST VALVE(ONE) .... .INCLUDES: Reaming .INCLUDES: Valve adjust and reface	2.2
3	1111L9	GUIDE, INTAKE VALVE(ONE) ..... .INCLUDES: Reaming .INCLUDES: Valve adjust and reface	2.2
	1111M9	GUIDE, VALVE :FOR 1 VEHICLE .. .INCLUDES: Reaming .INCLUDES: Valve adjust and reface	2.5
4	1111B4	HOLDER, CAMSHAFT .....	0.9
7	111115	GASKET, CYLINDER HEAD .....	1.4
8	311131	INSULATOR, THROTTLE BODY/ CARBURETOR .....	0.4
10	614130	PLUG, SPARK .....	0.1

Ref. No.	Part No.	Description	Reqd. QTY		Serial No.	Parts catalogue code
			CBF150M			
			B	C		
1	12200-KSP-B00	HEAD COMP., CYLINDER .....	1	1		
2	12204-KRM-305	GUIDE, VALVE(O.S.) .....	1	1		
3	12205-KSP-305	GUIDE, IN. VALVE(OS) .....	1	1		
4	12210-KSP-910	HOLDER COMP., CAMSHAFT .....	1	1		
5	12212-KRM-840	PLATE, STOPPER .....	1	1		
6	12213-KSP-910	CLIP, VALVE GUIDE .....	2	2		
7	12251-KRM-B41	GASKET, CYLINDER HEAD .....	1	1		
8	16210-KVE-900	INSULATOR COMP., CARBURETOR ..	1	1		
9	16217-KSP-910	BAND, INSULATOR .....	1	1		
10	31916-KRM-841	PLUG, SPARK(CPR8EA-9)(NGK) ..	1	1		
	31926-KRM-841	PLUG, SPARK(CPR9EA-9)(NGK) ..	(1)	(1)		
	31926-KSP-861	PLUG, SPARK(UR4DC) .....	(1)	(1)		
11	90002-KRM-840	BOLT, FLANGE, 5X14 .....	2	2		
12	90035-KRM-840	BOLT, STUD, 8X22 .....	2	2		
13	90091-KRM-840	BOLT, FLANGE SOCKET, 6X22 ...	2	2		
14	90306-KRM-840	NUT, CYLINDER HEAD .....	4	4		
15	90404-KPT-A00	WASHER, PLAIN, 12MM .....	4	4		
16	90703-KRM-840	DOWEL PIN, 10X12 .....	2	2		
17	90704-KRM-840	DOWEL PIN, 6X10 .....	2	2		
	94302-06100	PIN B, DOWEL, 6X10 .....	2	2		
	94303-06100	DOWEL PIN, 6X10 .....	2	2		
18	91304-KRM-840	O-RING, 33.5X3.0 .....	1	1		
19	95701-06014-00	BOLT, FLANGE, 6X14 .....	1	1		
20	95801-06105-00	BOLT, FLANGE, 6X105 .....	2	2		

2



KSP5E0300

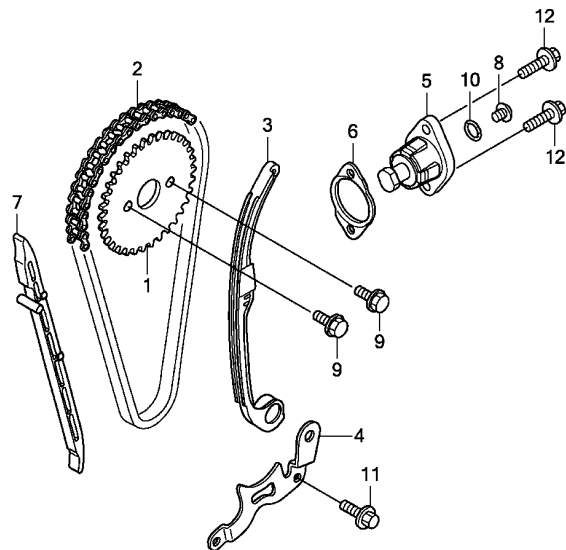
Ref. No.	L.O.N.	(Relative ref. Number) Description	F.R.T.
2	111118	CAMSHAFT ..... .INCLUDES: Valve adjustment (4)	0.7
3	1111K8	ARM, INTAKE VALVE ROCKER(ONE) .INCLUDES: Valve adjustment	0.8
	1111K9	ARM, EXHAUST VALVE ROCKER(ONE) .INCLUDES: Valve adjustment	0.8
	1111L8	ARM, VALVE ROCKER :FOR 1 VEHICLE .....	0.8
		.INCLUDES: Valve adjustment	
5	1111N0	VALVE, INTAKE(ONE) .....	1.7
		.INCLUDES: Refacing	
6	1111N1	VALVE, EXHAUST(ONE) .....	1.7
		.INCLUDES: Refacing	
	1111P0	VALVE :FOR 1 VEHICLE .....	1.9
		.INCLUDES: Refacing (1,8,9,10,11)	
7	1111P2	INTAKE VALVE SPRING AND/OR STEM SEAL(ONE) .....	1.5
	1111P3	EXHAUST VALVE SPRING AND/OR STEM SEAL(ONE) .....	1.5
	1111Q2	VALVE SPRING AND/OR STEM SEAL :FOR 1 VEHICLE .....	1.6

Ref. No.	Part No.	Description	Reqd. QTY		Serial No.	Parts catalogue code
			CBF150M	C		
1	12209-GB4-682	SEAL, VALVE STEM(ARAI) .....	2	2		
2	14100-KSP-B00	CAMSHAFT COMP. ....	1	1		
3	14430-KSP-910	ARM COMP., VALVE ROCKER .....	2	2		
4	14451-KRM-840	SHAFT, ROCKER ARM .....	2	2		
5	14711-KSP-910	VALVE, IN. ....	1	1		
6	14721-KVE-900	VALVE, EX. ....	1	1		
7	14751-KWF-840	SPRING, VALVE OUTER .....	2	2		
8	14761-KWF-840	SPRING, VALVE INNER .....	2	2		
9	14771-KSP-910	RETAINER, VALVE SPRING .....	2	2		
10	14777-KGH-900	SEAT, VALVE SPRING .....	2	2		
11	14781-MA6-000	COTTER, VALVE .....	4	4		
12	90012-KK3-830	SCREW, TAPPET ADJUSTING .....	2	2		
13	90206-250-000	NUT, TAPPET ADJUSTING .....	2	2		

E-4

CAM CHAIN/TENSIONER

D 4

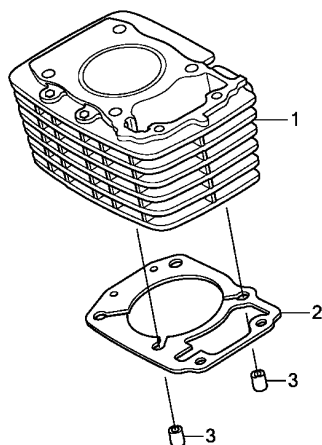


KSP5E0400

Ref. No.	L.O.N.	(Relative ref. Number) Description	F.R.T.
1	1111Q4	SPROCKET, CAM .....	0.5
2	110140	CHAIN, CAM .....	1.0
3	111130	TENSIONER, CAM CHAIN .....	0.9
5		(6)	
	111133	LIFTER, TENSIONER .....	0.2
7	111139	GUIDE, CAM CHAIN .....	1.4

Ref. No.	Part No.	Description	Reqd. QTY		Serial No.	Parts catalogue code
			CBF150M	C		
1	14321-KRM-840	SPROCKET, CAM(34T) .....	1	1		
2	14401-KCW-851	CHAIN, CAM(94L)(BORG WARNER)	1	1		
3	14510-KRM-842	TENSIONER ASSY., CAM CHAIN ..	1	1		
4	14515-KRM-840	PLATE, TENSIONER SETTING ....	1	1		
5	14520-KSP-910	LIFTER ASSY., TENSIONER .....	1	1		
6	14560-KSP-910	GASKET, TENSIONER LIFTER ....	1	1		
7	14610-KSP-910	GUIDE, CAM CHAIN .....	1	1		
8	90005-KY7-000	SCREW, PAN, 6X6 .....	1	1		
9	90083-KRM-840	BOLT, KNOCK, 5MM .....	2	2		
10	91306-KRM-840	O-RING, 1.5X9.5 .....	1	1		
11	95701-06016-00	BOLT, FLANGE, 6X16 .....	1	1		
12	96001-06022-00	BOLT, FLANGE, 6X22 .....	2	2		

2



KSP5E0500

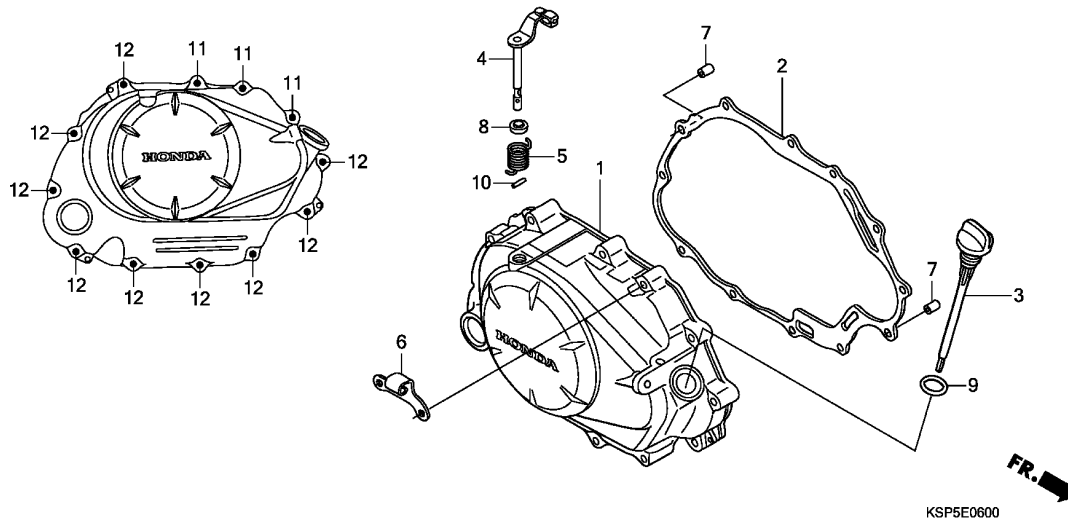
Ref. No.	L.O.N.	(Relative ref. Number) Description	F.R.T.
1	1111A5	CYLINDER .....	1.7
2	111102	GASKET, CYLINDER .....	1.6

Ref. No.	Part No.	Description	Reqd. QTY		Serial No.	Parts catalogue code
			CBF150M	C		
1	12100-KSP-B00	CYLINDER COMP. ....	1	1		
2	12191-KWK-900	GASKET, CYLINDER .....	1	1		
3	90703-KRM-840	DOWEL PIN, 10X12 .....	2	2		

E-6

RIGHT CRANKCASE COVER

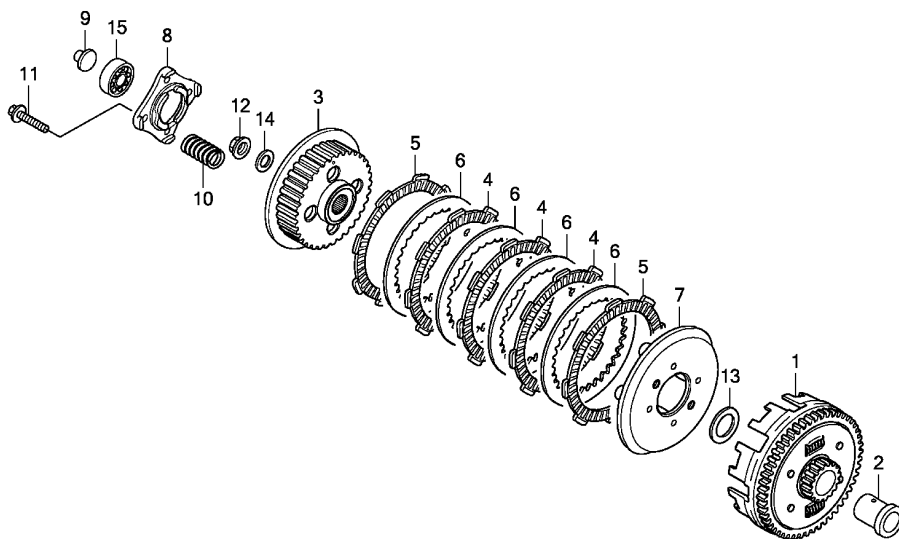
D 6



Ref. No.	L.O.N.	(Relative ref. Number) Description	F.R.T.
1	110159	COVER, CRANKCASE :RIGHT .....	0.7
2	110158	GASKET, CRANKCASE COVER :RIGHT (5)	0.6
4	2121A7	LEVER, CLUTCH .....	0.7

Ref. No.	Part No.	Description	Reqd. QTY		Serial No.	Parts catalogue code
			CBF150M B	C		
1	11330-KSP-B00	COVER COMP., R. CRANKCASE ...	1	1		
2	11393-KWK-900	GASKET, R. CRANKCASE COVER ..	1	1		
3	15651-KSP-910	GAUGE, OIL LEVEL .....	1	1		
4	22810-KRM-B00	LEVER COMP., CLUTCH .....	1	1		
5	22815-428-000	SPRING, CLUTCH LEVER .....	1	1		
6	22821-KSP-B00	RECEIVER, CLUTCH CABLE .....	1	1		
7	90702-KRM-840	DOWEL PIN, 8X14 .....	2	2		
8	91202-KSP-911	OIL SEAL, 12X18X4 .....	1	1		
9	91307-KRM-840	O-RING, 18X3 .....	1	1		
10	94305-30102	PIN, SPRING, 3X10 .....	1	1		
11	96001-06030-00	BOLT, FLANGE, 6X30 .....	3	3		
12	96001-06040-00	BOLT, FLANGE, 6X40 .....	9	9		

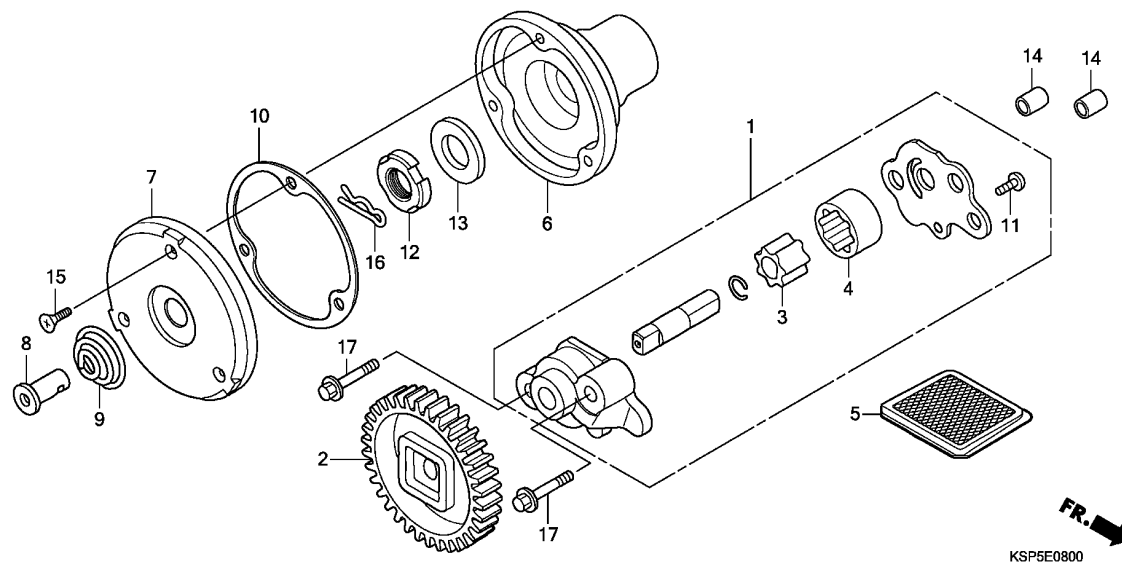
2



KSP5E0700

Ref. No.	L.O.N.	(Relative ref. Number) Description	F.R.T.
1	2121A0	OUTER, CLUTCH .....	1.0
3	212112	CENTER, CLUTCH .....	1.0
4		(5,6,7)	
	2121A1	DISC, CLUTCH FRICTION .....	1.0
		.NOTE: Same time for two units or more	
8	2121A4	PLATE, CLUTCH LIFTER .....	0.7
9	2121B6	ROD, CLUTCH LIFTER .....	0.6
10	212107	SPRING, CLUTCH .....	0.7
		.NOTE: Same time for two units or more	
15	2121B4	BEARING, CLUTCH LIFTER .....	0.7

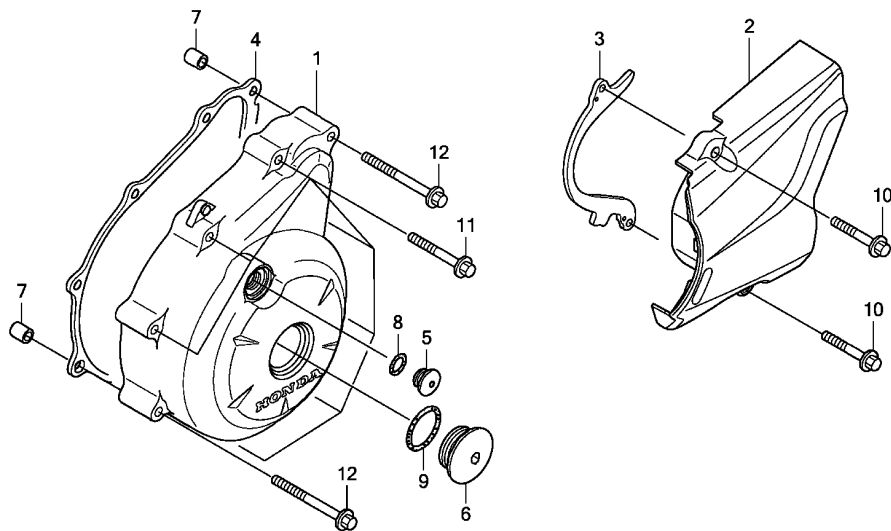
Ref. No.	Part No.	Description	Reqd. QTY		Serial No.	Parts catalogue code
			CBF150M B	C		
1	22100-KWF-940	OUTER COMP., CLUTCH .....	1	1		
2	22115-KSP-910	GUIDE, CLUTCH OUTER .....	1	1		
3	22120-KRM-840	CENTER, CLUTCH .....	1	1		
4	22201-KPM-850	DISK, CLUTCH FRICTION(4X8X45) .....	3	3		
5	22201-MR8-000	DISK, CLUTCH FRICTION .....	2	2		
6	22321-KPS-900	PLATE, CLUTCH .....	4	4		
7	22355-KRM-840	PLATE, CLUTCH PRESSURE .....	1	1		
8	22361-KPK-900	PLATE, CLUTCH LIFTER .....	1	1		
9	22366-KRM-840	ROD, CLUTCH LIFTER .....	1	1		
10	22401-KRM-840	SPRING, CLUTCH .....	4	4		
11	90008-KRM-840	BOLT, FLANGE, 6X25 .....	4	4		
12	90202-KRM-840	NUT, SPECIAL FLANGE, 14MM .....	1	1		
13	90401-KRM-840	WASHER, PLAIN, 17MM .....	1	1		
14	90501-KPT-A00	WASHER, 14.1X29X2.8 .....	1	1		
15	96100-60030-00	BEARING, RADIAL BALL, 6003 .....	1	1		



Ref. No.	L.O.N.	(Relative ref. Number) Description	F.R.T.
1	113105	PUMP ASSY., OIL .....	0.7
2	1131B8	GEAR, OIL PUMP DRIVE .....	0.6
3		(4)	
	1131C7	ROTOR, OIL PUMP .....	0.8
		.NOTE: Same time for two units	
5	1131B5	SCREEN, OIL FILTER .....	0.6
6	1101L0	ROTOR, OIL FILTER .....	0.8
7	1101L1	CAP, OIL FILTER ROTOR .....	0.7

Ref. No.	Part No.	Description	Reqd. QTY		Serial No.	Parts catalogue code
			CBF150M			
			B	C		
1	15100-KRM-840	PUMP ASSY., OIL .....	1	1		
2	15130-KRM-840	GEAR COMP., OIL PUMP DRIVE (34T)	1	1		
3	15331-KRM-840	ROTOR, OIL PUMP INNER .....	1	1		
4	15332-KRM-840	ROTOR, OIL PUMP OUTER .....	1	1		
5	15421-KSP-910	SCREEN, OIL FILTER .....	1	1		
6	15430-KSP-910	ROTOR, OIL FILTER .....	1	1		
7	15436-KRM-840	CAP, OIL FILTER ROTOR .....	1	1		
8	15441-KCS-650	THROUGH, OIL .....	1	1		
9	15446-107-000	SPRING, OIL THROUGH .....	1	1		
10	15459-KWK-900	GASKET, OIL FILTER CAP .....	1	1		
11	90106-GHR-J20	SCREW, TAPPING, 4X8 .....	1	1		
	93901-34120	.....	1	1		
12	90231-KRM-840	NUT, LOCK, 14MM .....	1	1		
13	90432-KPT-A00	WASHER, 14.2X26X3 .....	1	1		
14	90702-KRM-840	DOWEL PIN, 8X14 .....	2	2		
15	93700-05012-0A	SCREW, OVAL, 5X12 .....	3	3		
16	94251-08000	PIN, LOCK, 8MM .....	1	1		
17	95701-06035-00	BOLT, FLANGE, 6X35 .....	2	2		

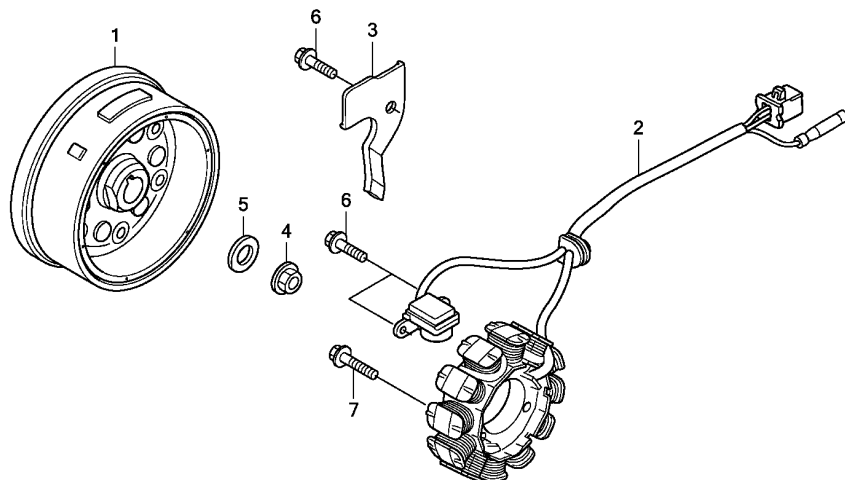




KSP5E0900

Ref. No.	L.O.N.	(Relative ref. Number) Description	F.R.T.
1	1101A6	COVER, CRANKCASE :LEFT .....	0.3
2	1101B0	COVER, CRANKCASE :LEFT REAR ..	0.1
4	1101A3	GASKET, CRANKCASE COVER :LEFT	0.2

Ref. No.	Part No.	Description	Reqd. QTY		Serial No.	Parts catalogue code
			CBF150M B	C		
1	11341-KSP-B00	COVER, L. CRANKCASE .....	1	1		
2	11360-KSP-B00	COVER COMP., L. RR. ....	1	1		
3	11365-KSP-910	GUIDE, DRIVE CHAIN .....	1	1		
4	11395-KWK-900	GASKET, L. COVER .....	1	1		
5	90084-MN8-010	CAP, 14MM .....	1	1		
6	90087-KSP-860	CAP, 32MM .....	1	1		
7	90702-KRM-840	DOWEL PIN, 8X14 .....	2	2		
8	91303-KRM-840	O-RING, 13.8X2.5 .....	1	1		
9	91305-KRM-840	O-RING, 31.7X2.4 .....	1	1		
10	96001-06030-00	BOLT, FLANGE, 6X30 .....	2	2		
11	96001-06035-00	BOLT, FLANGE, 6X35 .....	7	7		
12	96001-06045-00	BOLT, FLANGE, 6X45 .....	2	2		

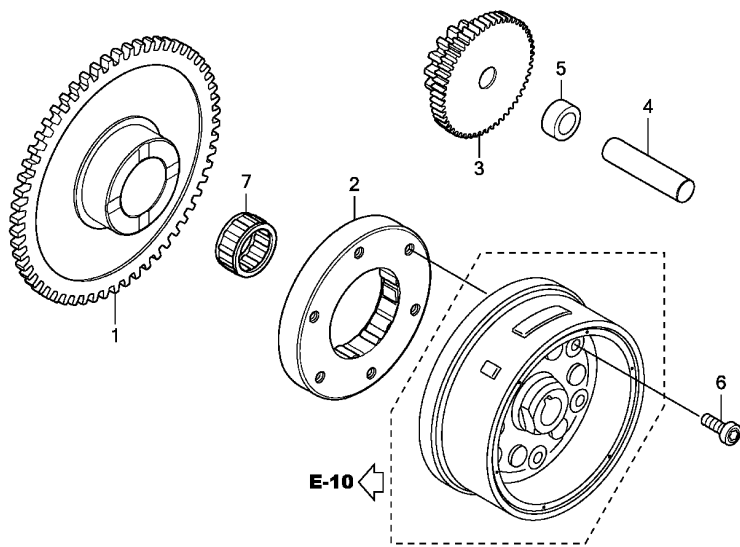


KSP5E1000

Ref. No.	L.O.N.	(Relative ref. Number) Description	F.R.T.
1	613105	ROTOR OR FLYWHEEL .....	0.5
2	6131A3	STATOR .....	0.5

Ref. No.	Part No.	Description	Reqd. QTY		Serial No.	Parts catalogue code
			CBF150M	C		
1	31110-KSP-B01	FLYWHEEL COMP. ....	1	1		
2	31120-KSP-B01	STATOR COMP. ....	1	1		
3	32111-KSP-910	CLAMPER, A.C. GENERATOR CORD	1	1		
4	90201-KRM-840	NUT, FLANGE, 14MM .....	1	1		
5	90501-KPT-A00	WASHER, 14.1X29X2.8 .....	1	1		
6	96001-06016-00	BOLT, FLANGE, 6X16 .....	3	3		
7	96001-06022-00	BOLT, FLANGE, 6X22 .....	3	3		

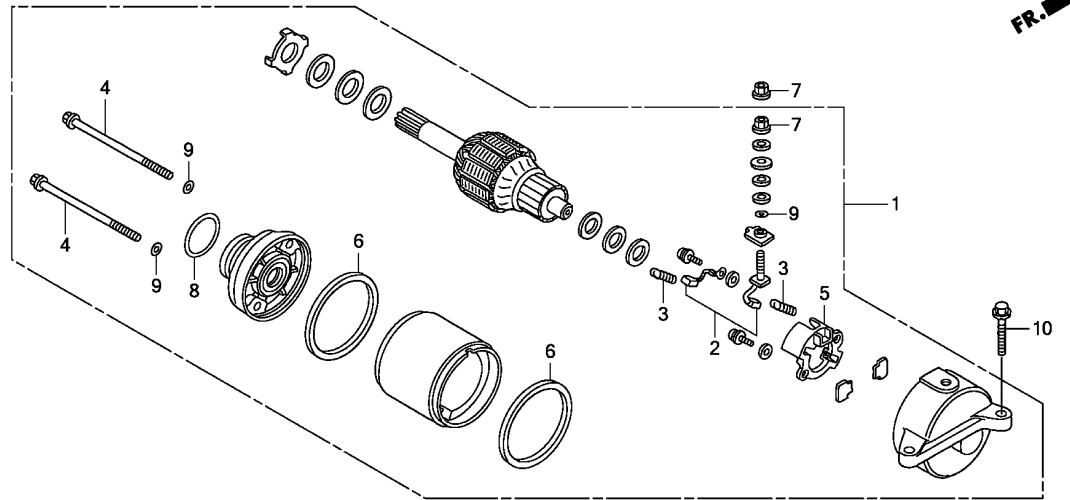




KSP5E1100

Ref. No.	L.O.N.	(Relative ref. Number) Description	F.R.T.
1		(7)	
612120		GEAR, STARTER DRIVEN .....	0.4
612131		OUTER, STARTING CLUTCH .....	0.5
612125		GEAR, STARTER REDUCTION .....	0.2

Ref. No.	Part No.	Description	Reqd. QTY		Serial No.	Parts catalogue code
			CBF150M B	C		
1	28110-KRM-850	GEAR, STARTER DRIVEN(58T) ...	1	1		
	28110-KWF-920	GEAR COMP., STARTER DRIVEN (58T)	1	1		
2	28120-KWB-921	CLUTCH ASSY., ONE WAY (KYUSHU MUSASHI SEIMITSU)	1	1		
3	28131-KTN-900	GEAR, STARTER REDUCTION (15/53T)	1	1		
	28131-KVS-851	.....	1	1		
4	28132-KN6-930	SHAFT, REDUCTION GEAR .....	1	1		
5	28133-KRM-850	COLLAR, STARTER REDUCTION ...	1	1		
6	90085-KSP-901	BOLT, SOCKET, 6MM .....	6	6		
7	91022-KSP-900	BEARING, NEEDLE, 22X29X16.8 -	1	1		

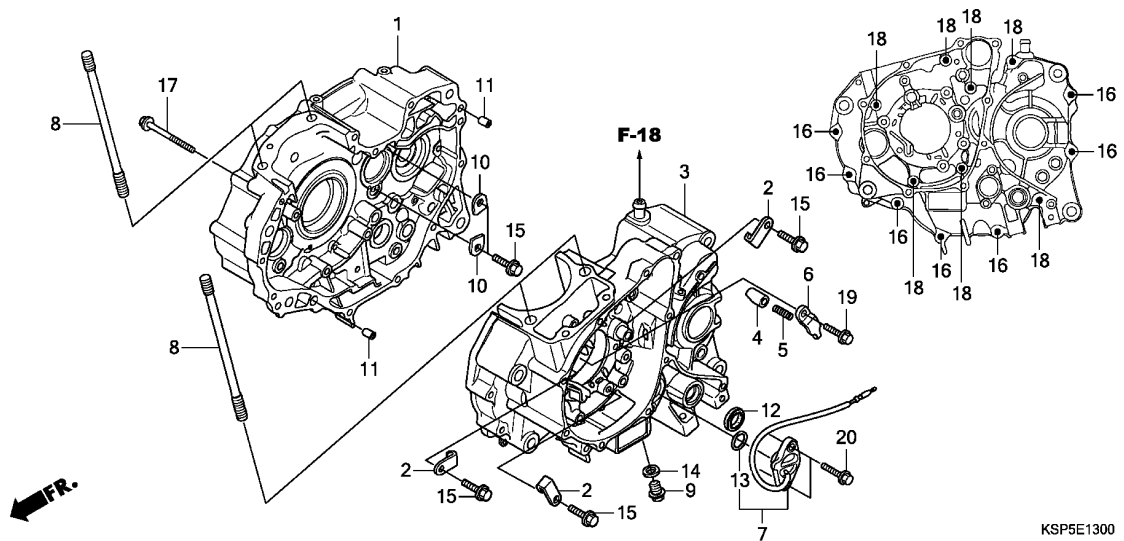


KSP5E1200

Ref. No.	L.O.N.	(Relative ref. Number) Description	F.R.T.
1	612105	MOTOR, STARTING .....	0.3
2	6121A4	TERMINAL, BRUSH(STARTER) .....	0.5
5	6121A5	HOLDER, BRUSH(STARTER) .....	0.5

Ref. No.	Part No.	Description	Reqd. QTY		Serial No.	Parts catalogue code
			CBF150M B	C		
1	31200-KSP-901	MOTOR ASSY., STARTING (MITSUBA SM-15)	1	1		
2	31201-KPT-A01	TERMINAL SET, BRUSH .....	1	1		
3	31204-KG8-004	SPRING, CARBON BRUSH .....	2	2		
4	31205-KTC-921	BOLT, SETTING .....	2	2		
5	31206-KPH-881	HOLDER, BRUSH .....	1	1		
6	31207-MBE-008	RING .....	2	2		
7	90071-MB0-000	NUT-WASHER, 6MM .....	2	2		
8	91309-425-003	O-RING, 24.4X3.1(ARAI) .....	1	1		
9	91320-MB0-000	O-RING .....	3	3		
10	95701-06022-00	BOLT, FLANGE, 6X22 .....	2	2		

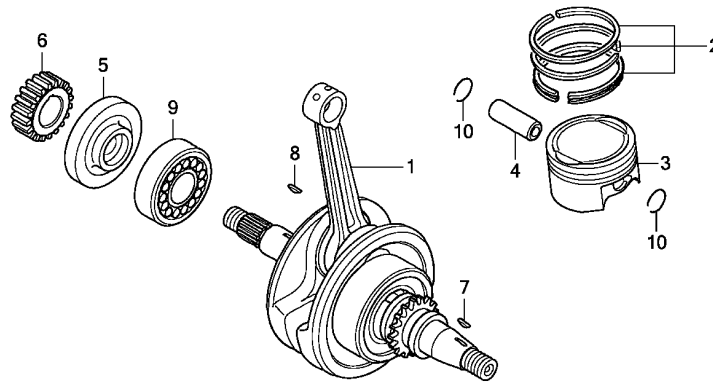




Ref. No.	L.O.N.	(Relative ref. Number) Description	F.R.T.
1	110120	CRANKCASE :RIGHT ..... .INCLUDES: Engine removal and installation	4.5
3	110115	CRANKCASE :LEFT ..... .INCLUDES: Engine removal and installation	4.2
	1101A2	CRANKCASE :BOTH ..... .INCLUDES: Engine removal and installation	5.1
7	6151B8	SWITCH, NEUTRAL .....	0.3
12	1101F9	OIL SEAL, GEARSHIFT SPINDLE ..	0.8

KSP5E1300

Ref. No.	Part No.	Description	Reqd. QTY		Serial No.	Parts catalogue code
			CBF150M			
			B	C		
1	11100-KSP-860	CRANKCASE COMP., R. ....	1	1		
2	11108-KTT-900	PLATE, L. BEARING SETTING ...	3	3		
3	11200-KSP-860	CRANKCASE COMP., L. ....	1	1		
4	11215-KRM-840	PLUG, BEARING PUSH .....	1	1		
5	11216-KRM-840	SPRING, BEARING PUSH .....	1	1		
6	11217-KRM-840	PLATE, BEARING PUSH .....	1	1		
7	35750-KSP-B00	SWITCH SET, NEUTRAL .....	1	1		
8	90031-KSP-910	BOLT, CYLINDER STUD, 8X140 ..	4	4		
9	90131-KRM-840	BOLT, DRAIN PLUG, 12MM .....	1	1		
10	90441-KRM-840	PLATE, BEARING HOLDER .....	2	2		
11	90702-KRM-840	DOWEL PIN, 8X14 .....	2	2		
12	91203-KSP-911	OIL SEAL, 14X22X5 .....	1	1		
13	91305-KPH-900	O-RING, 19.4X2.3 .....	1	1		
14	94109-12000	WASHER, DRAIN PLUG, 12MM .....	1	1		
15	95701-06016-00	BOLT, FLANGE, 6X16 .....	5	5		
16	95701-06040-00	BOLT, FLANGE, 6X40 .....	7	7		
17	95701-06045-00	BOLT, FLANGE, 6X45 .....	1	1		
18	95701-06070-00	BOLT, FLANGE, 6X70 .....	7	7		
19	96001-06018-00	BOLT, FLANGE, 6X18 .....	1	1		
20	96001-06020-00	BOLT, FLANGE, 6X20 .....	2	2		

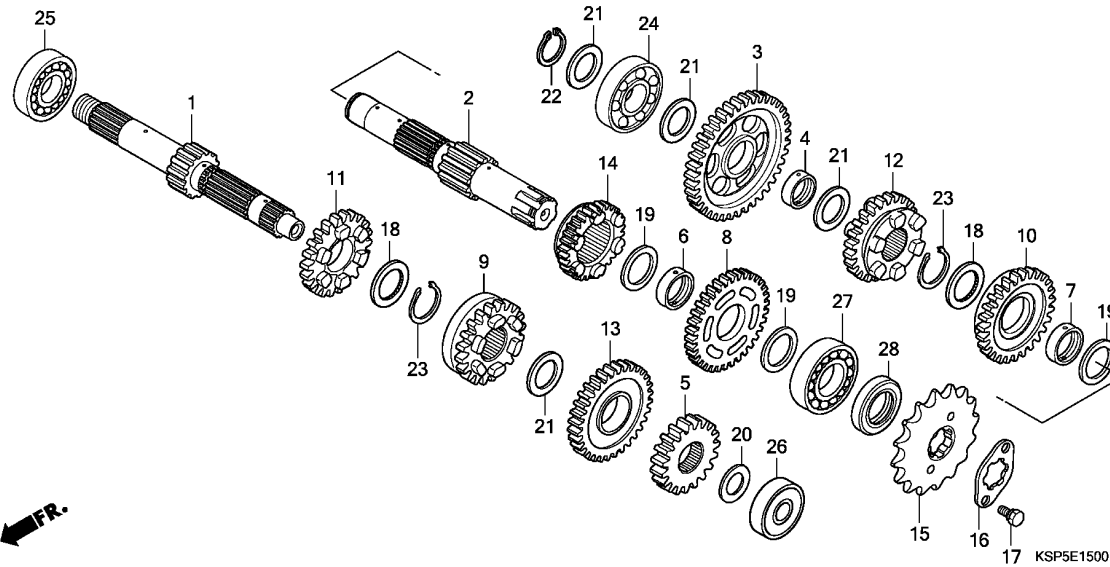


KSP5E1400

Ref. No.	L.O.N.	(Relative ref. Number) Description	F.R.T.
1	1101B5	CRANKSHAFT ..... .INCLUDES: Engine removal and installation (2,4,10)	3.7
3	111103	PISTON RING AND/OR PISTON(ONE)	1.8
9	1101B7	BEARING, CRANKSHAFT :RIGHT ... .INCLUDES: Engine removal and installation	3.7

Ref. No.	Part No.	Description	Reqd. QTY		Serial No.	Parts catalogue code
			CBF150M	B C		
1	13000-KSP-911	CRANKSHAFT COMP. ....	1	1		
2	13011-KRM-305	RING SET, PISTON(STD.) .....	1	1		
	13021-KRM-305	RING SET, PISTON(0.25) .....	(1)	(1)		
	13031-KRM-305	RING SET, PISTON(0.50) .....	(1)	(1)		
	13041-KRM-305	RING SET, PISTON(0.75) .....	(1)	(1)		
	13051-KRM-305	RING SET, PISTON(1.00) .....	(1)	(1)		
3	13101-KRM-930	PISTON(STD.) .....	1	1		
	13102-KRM-305	PISTON(0.25) .....	(1)	(1)		
	13103-KRM-305	PISTON(0.50) .....	(1)	(1)		
	13104-KRM-305	PISTON(0.75) .....	(1)	(1)		
	13105-KRM-305	PISTON(1.00) .....	(1)	(1)		
4	13111-KSP-910	PIN, PISTON .....	1	1		
5	13412-KSP-910	COLLAR, R. CRANKSHAFT .....	1	1		
6	23121-KRM-840	GEAR, PRIMARY DRIVE(20T) ....	1	1		
7	90741-KFB-000	KEY, WOODRUFF, 4MM .....	1	1		
8	90741-KGH-900	KEY, WOODRUFF, 4MM .....	1	1		
9	91001-KSP-913	BEARING, ROLLER, 30X58X17 ...	1	1		
10	94601-14000	CLIP, PISTON PIN, 14MM .....	2	2		





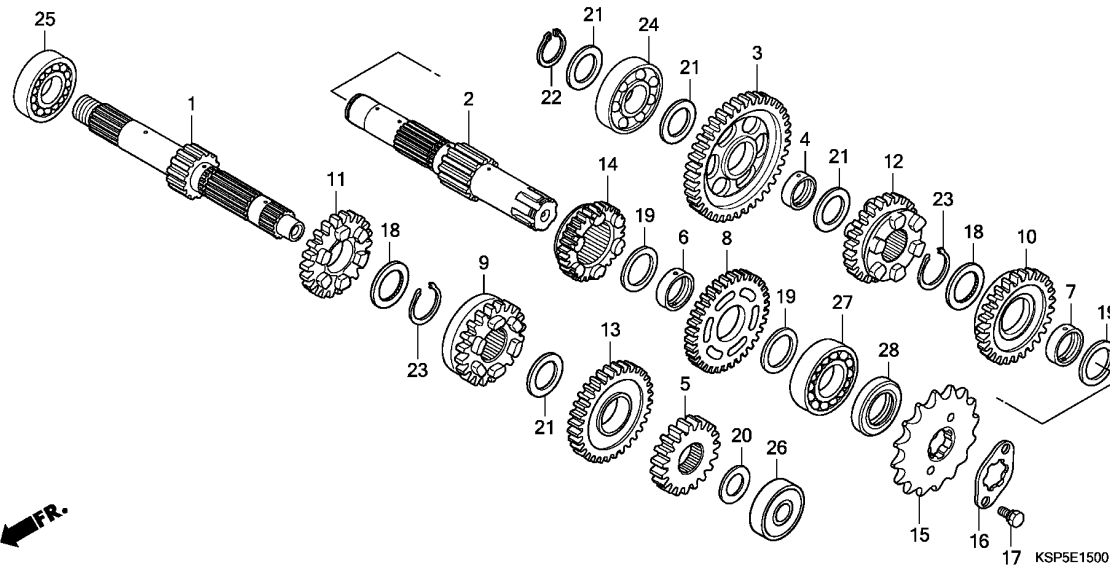
Ref. No.	L.O.N.	(Relative ref. Number) Description	F.R.T.
1		(5,9,11,13)	
210141		MAINSHAFT, TRANSMISSION .....	3.7
		.INCLUDES: Engine removal and installation	
210141A		.Replace countershaft add ....	0.2
2		(3,8,10,12,14)	
210142		COUNTERSHAFT, TRANSMISSION ...	3.7
		.INCLUDES: Engine removal and installation	
210142A		.Replace mainshaft add .....	0.2
15		213135 SPROCKET, DRIVE .....	0.2
24		2101C8 BEARING, COUNTERSHAFT :RIGHT -	3.7
		.INCLUDES: Engine removal and installation	
25		2101C5 BEARING, MAINSHAFT :RIGHT ....	3.7
		.INCLUDES: Engine removal and installation	
26		2101C2 BEARING, MAINSHAFT :LEFT .....	3.7
		.INCLUDES: Engine removal and installation	
		2101C6 BEARING, MAINSHAFT :BOTH .....	3.9
		.INCLUDES: Engine removal and installation	
+27		2101C7 BEARING, COUNTERSHAFT :LEFT ..	3.7

Ref. No.	Part No.	Description	Reqd. QTY		Serial No.	Parts catalogue code
			CBF150M			
			B	C		
1	23210-KWF-900	MAINSHAFT COMP.(13T) .....	1	1		
2	23220-KWF-840	COUNTERSHAFT COMP. ....	1	1		
3	23421-KWF-900	GEAR, COUNTERSHAFT LOW(40T) -	1	1		
4	23427-KRM-840	BUSH, 17X20.5X8.0 .....	1	1		
5	23431-KVS-900	GEAR, MAINSHAFT SECOND(19T) -	1	1		
6	23432-KVS-900	COLLAR, 20MM .....	1	1		
7	23432-KWF-900	BUSH, 20X23X10.8 .....	1	1		
8	23441-KVS-900	GEAR, COUNTERSHAFT SECOND(34T)	1	1		
9	23451-KSP-B00	GEAR, MAINSHAFT THIRD(23T) --	1	1		
10	23461-KSP-B00	GEAR, COUNTERSHAFT THIRD(30T)	1	1		
11	23471-KSP-B00	GEAR, MAINSHAFT FOURTH(22T) -	1	1		
12	23481-KSP-B00	GEAR, COUNTERSHAFT FOURTH(24T)	1	1		
13	23491-KRE-B00	GEAR, MAINSHAFT FIFTH(32T) --	1	1		
14	23501-KRE-B00	GEAR, COUNTERSHAFT FIFTH(30T)	1	1		
15	23801-KBP-900	SPROCKET, DRIVE(15T) .....	1	1		
16	23811-KR3-600	PLATE A2, FIXING .....	1	1		
17	90084-041-000	BOLT, DRIVE SPROCKET FIXING -	2	2		
18	90453-KVS-900	WASHER, SPLINE, 20MM .....	2	2		
19	90454-KPS-900	WASHER B, THRUST, 20MM .....	3	3		
20	90456-KRM-840	WASHER, THRUST, 12MM .....	1	1		
21	90458-KVS-900	WASHER, THRUST, 17MM .....	4	4		
22	90602-KRM-840	CIRCLIP, EXTERNAL, 17MM .....	1	1		
23	90605-KVS-900	SET RING, 20MM .....	2	2		
24	91003-KSP-910	BEARING, RADIAL BALL, 17X42X12	1	1		
25	91004-KTN-900	BEARING, RADIAL BALL, 17X40X12	1	1		

E-15

TRANSMISSION

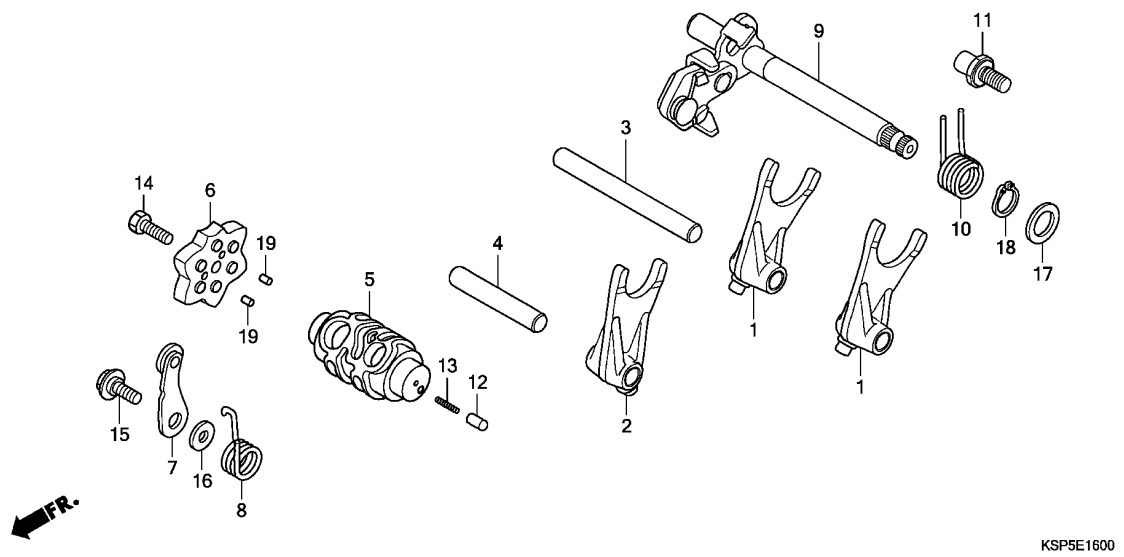
D16



Ref. No.	L.O.N.	(Relative ref. Number) Description	F.R.T.
+27		.INCLUDES: Engine removal and installation	
2101C9		BEARING, COUNTERSHAFT :BOTH ..	3.9
2101D4		BEARING, MAINSHAFT AND COUNTERSHAFT :ALL .....	4.1
		.INCLUDES: Engine removal and installation	

Ref. No.	Part No.	Description	Reqd. QTY		Serial No.	Parts catalogue code
			CBF150M	C		
26	91005-KTN-900	BEARING, RADIAL BALL, 12X32X10	1	1		
27	91006-KTN-900	BEARING, RADIAL BALL, 20X47X14	1	1		
28	91216-KSP-911	OIL SEAL, 20X34X7 .....	1	1		

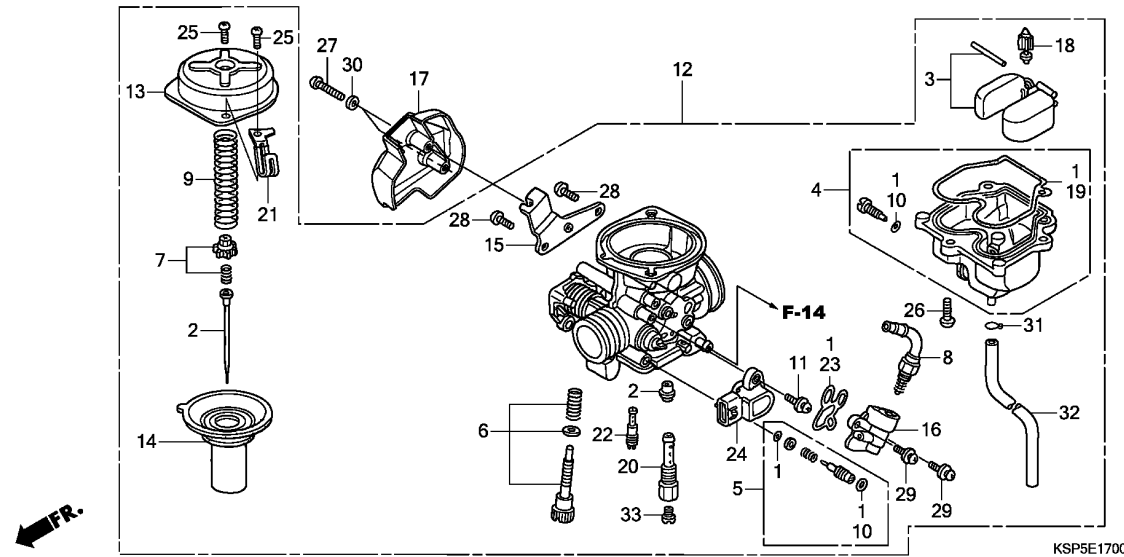
2



KSP5E1600

Ref. No.	L.O.N.	(Relative ref. Number) Description	F.R.T.
1		(2,3,4)	
210112		FORK, GEARSHIFT ..... .INCLUDES: Engine removal and installation .NOTE: Same time for two units or more	3.6
5	2101A9	DRUM, GEARSHIFT ..... .INCLUDES: Engine removal and installation	3.6
6	2101D6	PLATE, GEARSHIFT DRUM STOPPER (8)	1.1
7	210125	STOPPER OR SPRING, SHIFT DRUM (10)	1.1
9	210122	SPINDLE, GEARSHIFT .....	1.0

Ref. No.	Part No.	Description	Reqd. QTY		Serial No.	Parts catalogue code
			CBF150M	C		
1	24211-KRM-840	FORK, GEARSHIFT .....	2	2		
2	24212-KWF-900	FORK, CENTER GEARSHIFT .....	1	1		
3	24241-KRM-840	SHAFT A, GEARSHIFT FORK .....	1	1		
4	24242-KRM-840	SHAFT B, GEARSHIFT FORK .....	1	1		
5	24301-KSP-910	DRUM, GEARSHIFT .....	1	1		
6	24410-KVS-900	PLATE COMP., GEARSHIFT DRUM STOPPER	1	1		
7	24430-KRM-B10	STOPPER COMP., GEARSHIFT DRUM	1	1		
8	24436-KRM-840	SPRING, SHIFT DRUM STOPPER ..	1	1		
9	24610-KRM-840	SPINDLE COMP., GEARSHIFT ....	1	1		
10	24651-KSP-910	SPRING, GEARSHIFT RETURN ....	1	1		
11	24652-KRM-840	PIN, SHIFT RETURN SPRING ....	1	1		
12	35751-KPH-900	CAP, CHANGE SWITCH CONTACT ..	1	1		
13	35752-KRM-840	SPRING, CHANGE SWITCH CONTACT	1	1		
14	90003-KVS-900	BOLT, HEX., 6X20 .....	1	1		
15	90022-KRM-840	PIVOT, SHIFT DRUM STOPPER ARM	1	1		
16	90417-KRM-840	WASHER, DRUM STOPPER .....	1	1		
17	90457-KRM-840	WASHER, 14MM .....	1	1		
18	94510-14000	CIRCLIP, EXTERNAL, 14MM .....	1	1		
19	96220-30085	ROLLER, 3X8.5 .....	2	2		

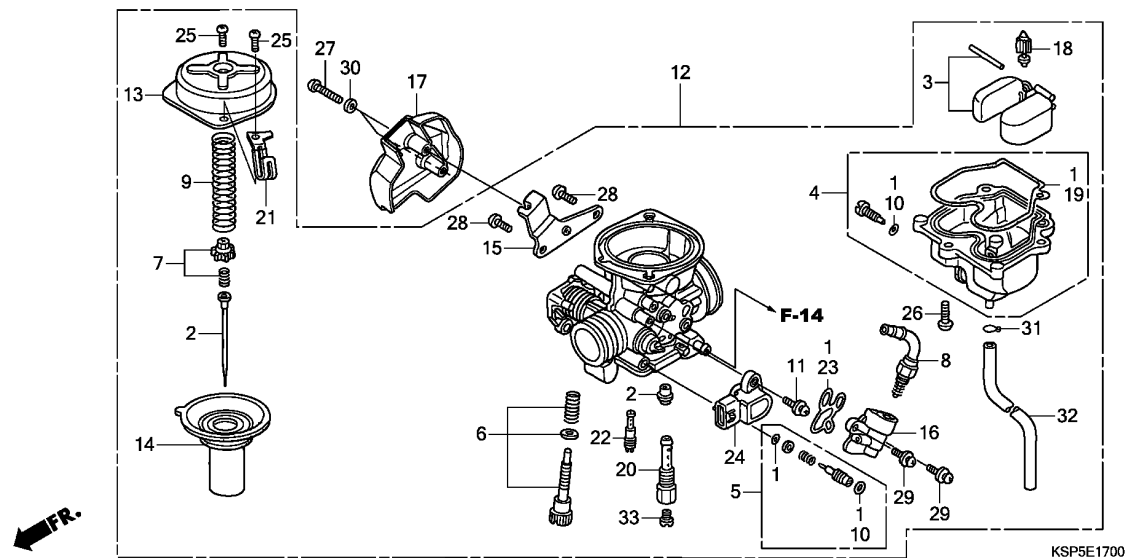


Ref. No.	L.O.N.	(Relative ref. Number) Description	F.R.T.
2	3111A3	NEEDLE, JET .....	0.6
3		(18)	
	311120	FLOAT OR FLOAT VALVE .....	0.5
4	3111A6	CHAMBER, FLOAT .....	0.4
8	311125	VALVE, STARTER .....	0.4
12	3111B5	CARBURETOR ASSEMBLY .....	0.5
14	311109	PISTON, VACUUM .....	0.4
24	617115	SENSOR, THROTTLE .....	0.2
33		(20,22)	
	3111D4	JET, MAIN .....	0.5

Ref. No.	Part No.	Description	Reqd. QTY		Serial No.	Parts catalogue code
			CBF150M	C		
1	16010-KSP-911	GASKET SET .....	1	1		
2	16012-KSP-B01	NEEDLE SET, JET .....	1	1		
3	16013-KRC-921	FLOAT SET .....	1	1		
4	16015-KSP-911	CHAMBER SET, FLOAT .....	1	1		
5	16016-KSP-911	SCREW SET A .....	1	1		
6	16028-KPP-901	SCREW SET B .....	1	1		
7	16037-KPP-861	PLATE SET, VALVE .....	1	1		
8	16046-KVC-901	VALVE SET, STARTER .....	1	1		
9	16050-KVE-901	SPRING, COMPRESSION COIL .....	1	1		
10	16075-KRP-981	O-RING .....	2	2		
11	16080-KTN-901	SCREW-WASHER, TORX(5X16) .....	1	1		
12	16100-KSP-B03	CARBURETOR ASSY.(AVK6AP B) .....	1	1		
13	16107-KGH-901	TOP .....	1	1		
14	16111-KSP-B01	PISTON COMP., VACUUM .....	1	1		
15	16119-KSP-911	STAY, WIRE .....	1	1		
16	16140-KTE-911	BODY COMP., BYSTARTER .....	1	1		
17	16150-KSP-B00	COVER, THROTTLE CABLE .....	1	1		
18	16155-KFR-701	VALVE COMP., FLOAT .....	1	1		
19	16163-KRP-981	GASKET, FLOAT CHAMBER .....	1	1		
20	16165-KSP-B01	HOLDER, NEEDLE JET .....	1	1		
21	16179-KVE-901	BINDER .....	1	1		
22	16180-KGH-901	JET, SLOW, #35 .....	1	1		
23	16423-KGH-901	GASKET, BYSTARTER .....	1	1		
24	37890-KTN-901	SENSOR ASSY., THROTTLE .....	1	1		
25	93500-04008-1H	SCREW, PAN, 4X8 .....	2	2		



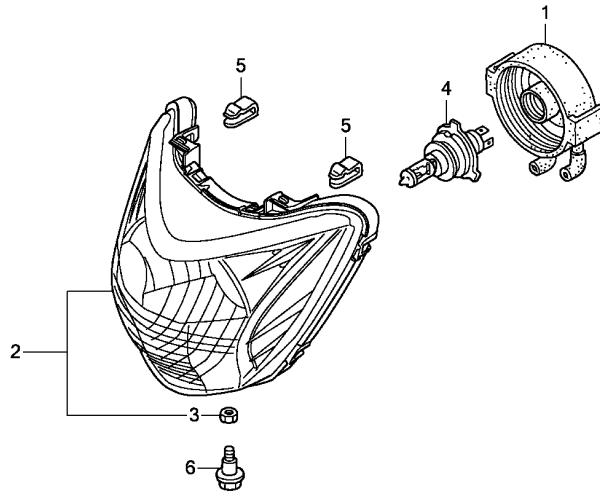
2



Ref. No.	Part No.	Description	Reqd. QTY		Serial No.	Parts catalogue code
			CBF150M	C		
26	93500-04012-0H	SCREW, PAN, 4X12	3	3		
27	93500-04025-0G	SCREW, PAN, 4X25	2	2		
28	93500-05012-1H	SCREW, PAN, 5X12	2	2		
29	93892-05012-18	SCREW-WASHER, 5X12	2	2		
30	94101-04700	WASHER, PLAIN, 4MM	2	2		
31	95002-02089	CLIP, TUBE(B8)	1	1		
32	95005-45480-50	TUBE, 4.5X480(95005-45001-50M)	1	1		
33	99101-MAZ-1150	JET, MAIN, #115	1	1		

F-1

HEADLIGHT

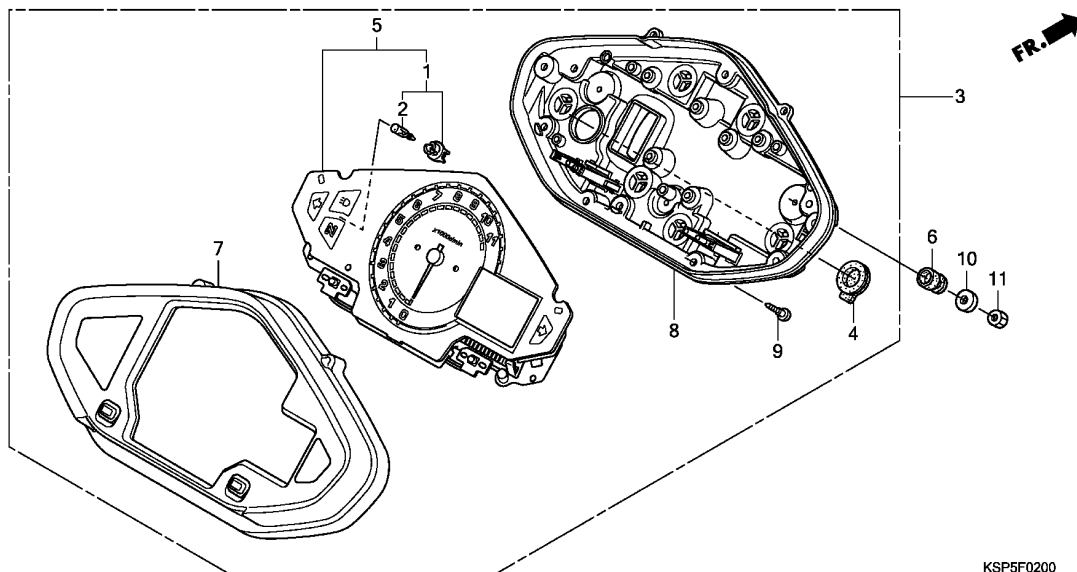


KSP5F0100

Ref. No.	L.O.N.	(Relative ref. Number) Description	F.R.T.
2	6161A7	HEADLIGHT UNIT .....	0.3
4		(1)	
	616118	BULB, HEADLIGHT .....	0.2

Ref. No.	Part No.	Description	Reqd. QTY		Serial No.	Parts catalogue code
			CBF150M B	C		
1	33112-KSP-911	COVER, RUBBER .....	1	1		
2	33120-KSP-B01	HEADLIGHT UNIT .....	1	1		
3	33128-GBL-003	NUT, SPECIAL .....	1	1		
4	34901-KSP-910	BULB, HEADLIGHT(12V 35/35W) -	1	1		
	34901-KVN-971	BULB, HEADLIGHT(HALONIX) (12V 35/35W)	-	1		
5	53209-GAH-000	CLIP, HEADLIGHT .....	2	2		
6	90101-GJ6-000	BOLT, ADJUSTING .....	1	1		

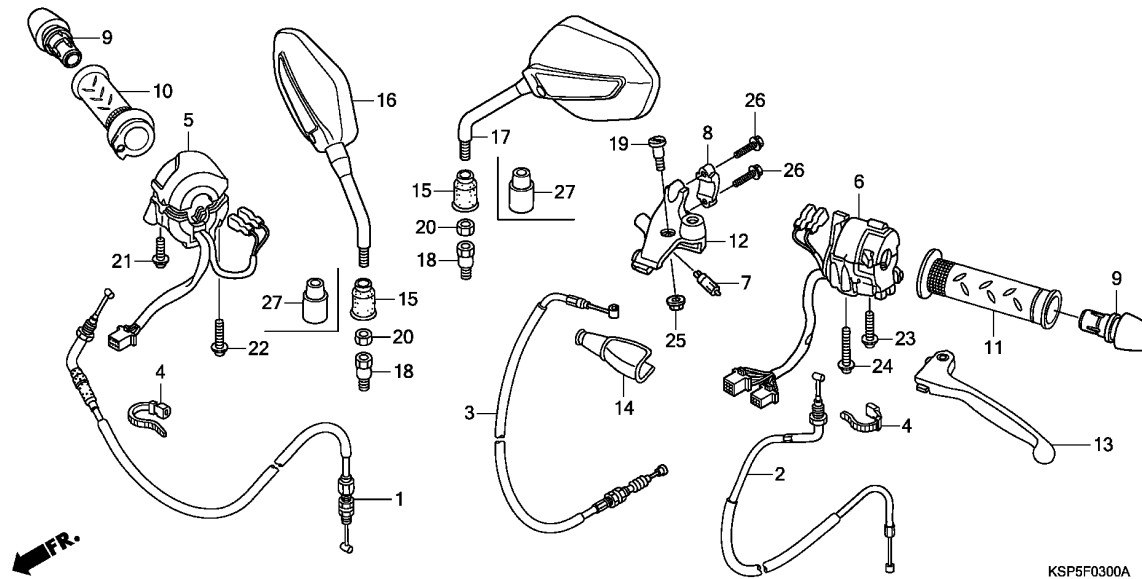




Ref. No.	L.O.N.	(Relative ref. Number) Description	F.R.T.
3	8121A1	METER ASSY., COMBINATION .....	0.3
5	8121A2	METER, COMBINATION .....	0.4
7	8121B4	CASE, METER :UPPER .....	0.3
8	8121B5	CASE, METER :LOWER .....	0.3

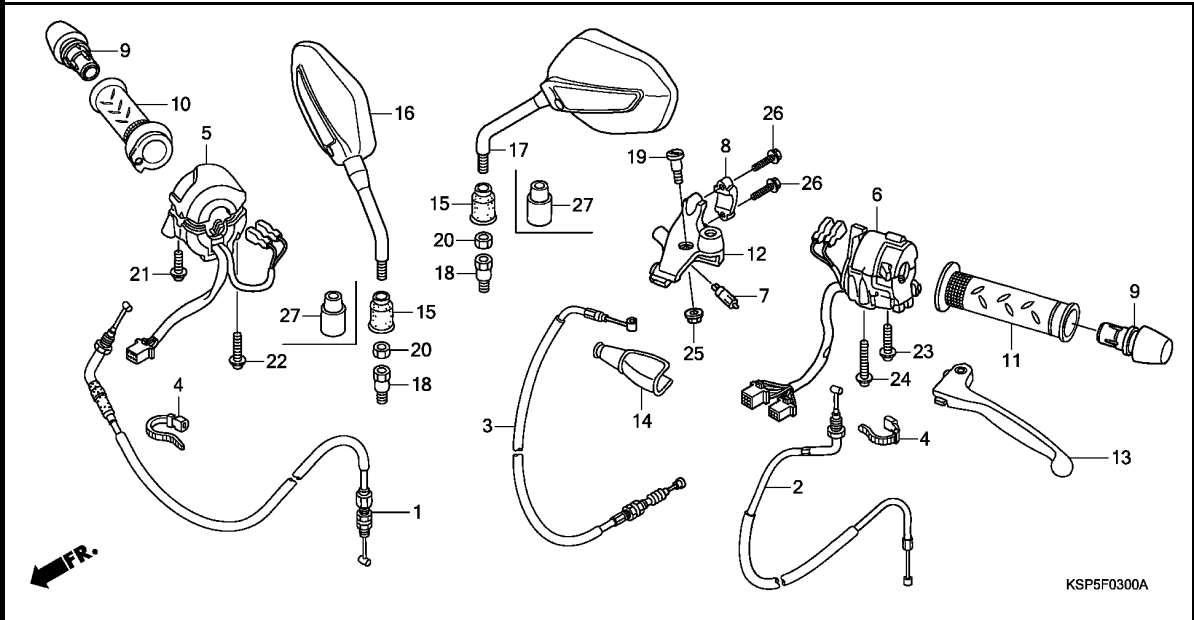
3

Ref. No.	Part No.	Description	Reqd. QTY		Serial No.	Parts catalogue code
			CBF150M B	C		
1	35505-SA5-003	SOCKET ASSY., BULB(14V 1.4W) (NS)(BASE:BLACK)	1	1		
2	35506-SA5-003	BULB(14V 1.4W) .....	1	1		
3	37100-KSP-B01	SPEEDOMETER ASSY. ....	1	1		
4	37105-KRJ-901	CAP .....	1	1		
5	37200-KSP-B01	METER COMP., COMBINATION ....	1	1		
6	37215-KCJ-691	RUBBER, METER SETTING .....	3	3		
7	37300-KSP-B01	CASE ASSY., UPPER .....	1	1		
8	37400-KSP-B01	CASE ASSY., UNDER .....	1	1		
9	90101-MCV-000	SCREW, TAPPING, 3X14 .....	18	18		
10	90525-030-000	WASHER B, HANDLE HOLDER SETTING	3	3		
11	94001-06000-0S	NUT, HEX., 6MM .....	3	3		



Ref. No.	L.O.N.	(Relative ref. Number) Description	F.R.T.
1	811100	CABLE, THROTTLE .....	0.5
2	811120	CABLE, CHOKE .....	0.6
3	811115	CABLE, CLUTCH .....	0.2
5	6151C1	SWITCH, LIGHTING .....	0.4
6	615118	SWITCH, WINKER .....	0.5
7	6151A9	SWITCH, CLUTCH .....	0.2
10	810150	GRIP, THROTTLE .....	0.1
11	8101C0	GRIP, HANDLE :LEFT .....	0.1
12	8101C8	BRACKET, HANDLE LEVER :LEFT ..	0.2
13	8101C6	LEVER, HANDLE :LEFT .....	0.1
	8101F5	LEVER, HANDLE :BOTH .....	0.2

Ref. No.	Part No.	Description	Reqd. QTY		Serial No.	Parts catalogue code
			CBF150M			
			B	C		
1	17910-KSP-B01	CABLE COMP., THROTTLE .....	1	1		
2	17950-KSP-900	CABLE COMP., CHOKE .....	1	1		
3	22870-KSP-B00	CABLE COMP., CLUTCH .....	1	1		
4	32161-KSP-920	BAND B1, WIRE .....	2	2		
5	35150-KSP-B01	SWITCH ASSY., LIGHTING & STARTER	1	1		
6	35200-KSP-B01	SWITCH ASSY., WINKER .....	1	1		
7	35330-KEJ-900	SWITCH COMP., FR. LEVER .....	1	1		
8	45517-166-006	HOLDER, MASTER CYLINDER .....	1	1		
9	53105-KRC-900	END, STEERING HANDLE .....	2	2		
10	53140-KSP-A70	GRIP COMP., THROTTLE .....	1	1		
11	53166-KSP-A70	GRIP, L. HANDLE .....	1	1		
12	53172-KRC-900	BRACKET, HANDLE LEVER .....	1	1		
13	53178-KSP-900	LEVER COMP., L. HANDLE .....	1	1		
14	53182-KSP-900	BOOT, L. HANDLE COVER .....	1	1		
15	88114-KFN-950	CAP, LOCK NUT .....	2	-		
16	88210-KSP-B01	MIRROR COMP., R. ....	1	-		
	88210-KSP-B50	.....	-	1		
17	88220-KSP-B01	MIRROR COMP., L. ....	1	-		
	88220-KSP-B50	.....	-	1		
18	90103-KTE-920	BOLT, ADAPTER, 10MM .....	2	2		
19	90113-KSP-901	BOLT, L. HANDLE LEVER PIVOT ..	1	1		
20	90201-MW3-620	NUT, HEX., 10MM (LEFT HAND THREAD)	2	2		
21	93892-05020-07	SCREW-WASHER, 5X20 .....	1	1		

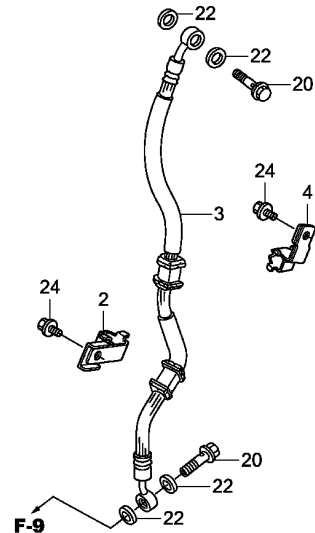
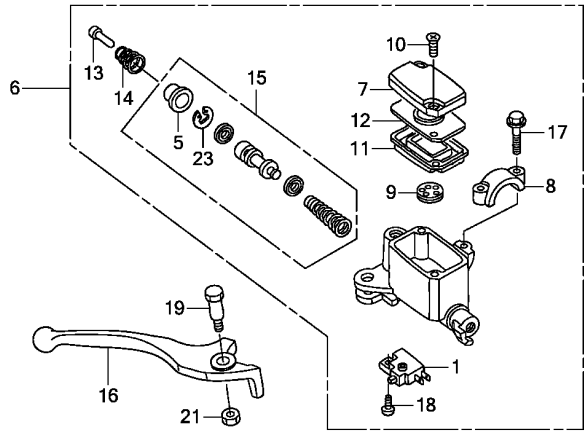


Ref. No.	Part No.	Description	Reqd. QTY		Serial No.	Parts catalogue code
			CBF150M B	C		
22	93892-05025-07	SCREW-WASHER, 5X25 .....	1	1		
23	93892-05035-07	SCREW-WASHER, 5X35 .....	1	1		
24	93892-05045-07	SCREW-WASHER, 5X45 .....	1	1		
25	94050-06000	NUT, FLANGE, 6MM .....	1	1		
26	96001-06022-07	BOLT, FLANGE, 6X22 .....	2	2		
27	88114-198-D10	CAP, LOCK NUT .....	-	2		

F-4

FR. BRAKE MASTER CYLINDER(CBF150MB)

F 5



KSP5F0400

Ref. No.	L.O.N.	(Relative ref. Number) Description	F.R.T.
1	6151B2	SWITCH, FRONT STOP .....	0.1
3	7121A0	HOSE, FRONT BRAKE .....	0.4
6	712105	CYLINDER, FRONT BRAKE MASTER .INCLUDES: Bleed brakes	0.4
11	7121G6	DIAPHRAGM, FRONT BRAKE MASTER CYLINDER .....	0.1
15	7121G9	PISTON SET, FRONT BRAKE MASTER .INCLUDES: Bleed brakes	0.4
16	8101C7	LEVER, HANDLE :RIGHT .....	0.1
	8101F5	LEVER, HANDLE :BOTH .....	0.2

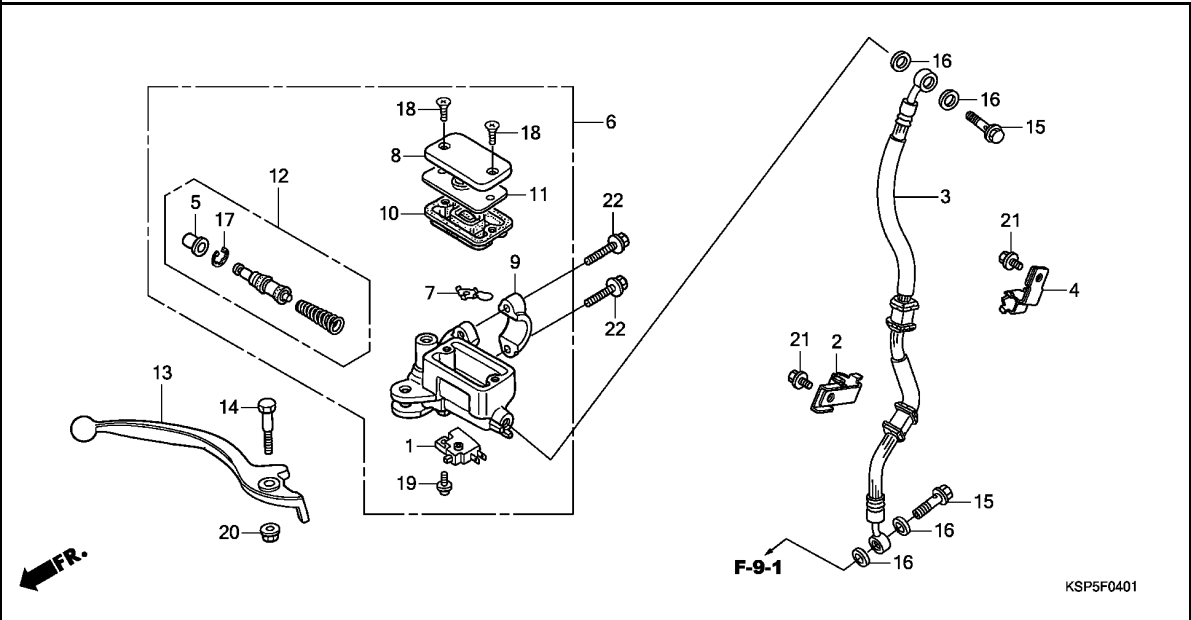
Ref. No.	Part No.	Description	Reqd. QTY		Serial No.	Parts catalogue code
			CBF150M	C		
1	35340-KCK-900	SWITCH ASSY., FR. STOP .....	1	-		
2	43156-KSP-B00	CLAMPER, RR. BRAKE HOSE .....	1	-		
3	45126-KSP-B01	HOSE COMP., FR. BRAKE .....	1	-		
4	45155-KSP-B00	CLAMPER A, FR. BRAKE HOSE ...	1	-		
5	45504-KCC-841	BOOT COMP. ....	1	-		
6	45510-KVT-911	CYLINDER SUB ASSY., FR. BRAKE MASTER	1	-		
7	45513-KCC-841	CAP, MASTER CYLINDER .....	1	-		
8	45517-KCC-841	HOLDER, MASTER CYLINDER .....	1	-		
9	45518-KCC-841	SEPARATOR COMP. ....	1	-		
10	45519-KCC-841	SCREW, FLAT .....	2	-		
11	45520-KCC-841	DIAPHRAGM .....	1	-		
12	45521-KCC-841	PLATE, DIAPHRAGM .....	1	-		
13	45525-KCC-841	ROD, PUSH .....	1	-		
14	45526-KCC-841	SPRING, PUSH ROD .....	1	-		
15	45530-KCC-841	CYLINDER SET, MASTER .....	1	-		
16	53175-KSP-900	LEVER, R. STEERING HANDLE ...	1	-		
17	90111-KCC-841	BOLT, FLANGE, 6X25 .....	2	-		
18	90112-KCC-841	SCREW, PAN, 4X8 .....	1	-		
19	90114-KCC-841	BOLT, HANDLE LEVER .....	1	-		
20	90145-GAZ-981	BOLT, OIL, 10X22 .....	2	-		
21	90303-KCC-841	NUT .....	1	-		
22	90545-300-000	WASHER, OIL BOLT .....	4	-		
23	90651-KCC-841	CIRCLIP .....	1	-		
24	96001-06012-00	BOLT, FLANGE, 6X12 .....	2	-		

3

**F-4-1**

**FR. BRAKE MASTER CYLINDER(CBF150MC)**

**F 6**



Ref. No.	L.O.N.	(Relative ref. Number) Description	F.R.T.
1	6151B2	SWITCH, FRONT STOP .....	0.1
3	7121A0	HOSE, FRONT BRAKE .....	0.4
		.INCLUDES: Bleed brakes	
6	712105	CYLINDER, FRONT BRAKE MASTER .....	0.4
		.INCLUDES: Bleed brakes	
10	7121G6	DIAPHRAGM, FRONT BRAKE MASTER .....	0.1
12	7121G9	PISTON SET, FRONT BRAKE MASTER .....	0.4
		.INCLUDES: Bleed brakes	
13	8101C7	LEVER, HANDLE :RIGHT .....	0.1
	8101F5	LEVER, HANDLE :BOTH .....	0.2

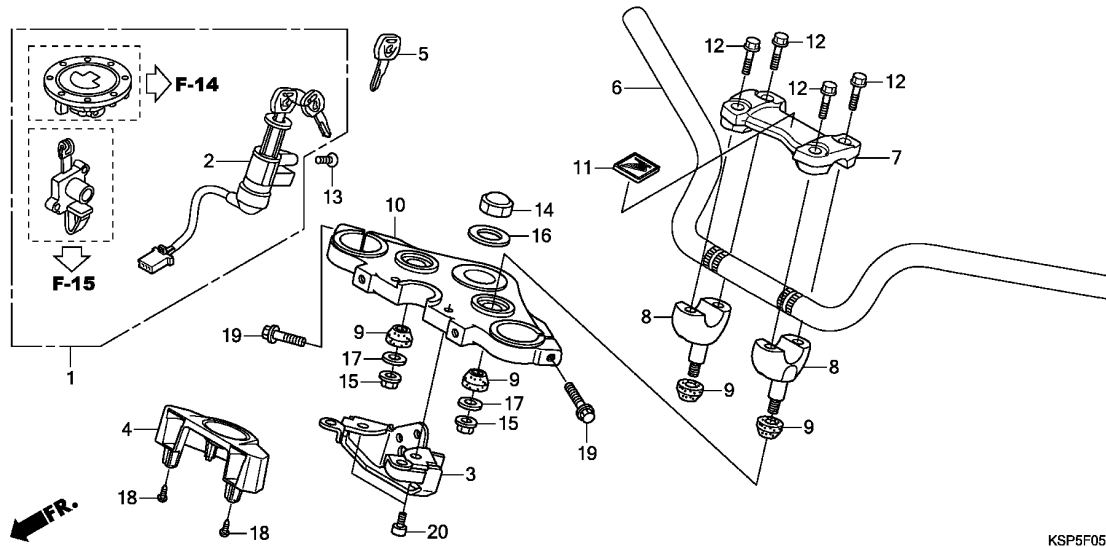
**3**

Ref. No.	Part No.	Description	Reqd. QTY		Serial No.	Parts catalogue code
			CBF150M			
			B	C		
1	35340-KSP-B51	SWITCH ASSY., FR. STOP .....	-	1		
2	43156-KSP-B00	CLAMPER, RR. BRAKE HOSE .....	-	1		
3	45126-KSP-B50	HOSE COMP., FR. BRAKE .....	-	1		
4	45155-KSP-B00	CLAMPER A, FR. BRAKE HOSE .....	-	1		
5	45504-410-003	BOOT COMP. ....	-	1		
6	45510-KSP-B51	CYLINDER SUB ASSY., FR. BRAKE MASTER .....	-	1		
7	45512-MA6-006	PROTECTOR .....	-	1		
8	45513-HA2-006	CAP, MASTER CYLINDER .....	-	1		
9	45517-166-006	HOLDER, MASTER CYLINDER .....	-	1		
10	45520-MG7-006	DIAPHRAGM .....	-	1		
11	45521-HA2-006	PLATE, DIAPHRAGM .....	-	1		
12	45530-471-831	CYLINDER SET, MASTER .....	-	1		
13	53175-KSP-B51	LEVER, R. STEERING HANDLE .....	-	1		
14	90114-166-006	BOLT, HANDLE LEVER PIVOT .....	-	1		
15	90145-GAZ-981	BOLT, OIL, 10X22 .....	-	2		
16	90545-300-000	WASHER, OIL BOLT .....	-	4		
17	90651-MA5-671	CIRCLIP .....	-	1		
18	93600-04012-16	SCREW, FLAT, 4X12 .....	-	2		
19	93893-04012-17	SCREW-WASHER, 4X12 .....	-	1		
20	94050-06000	NUT, FLANGE, 6MM .....	-	1		
21	96001-06012-00	BOLT, FLANGE, 6X12 .....	-	2		
22	96001-06022-07	BOLT, FLANGE, 6X22 .....	-	2		

F-5

HANDLE PIPE/TOP BRIDGE

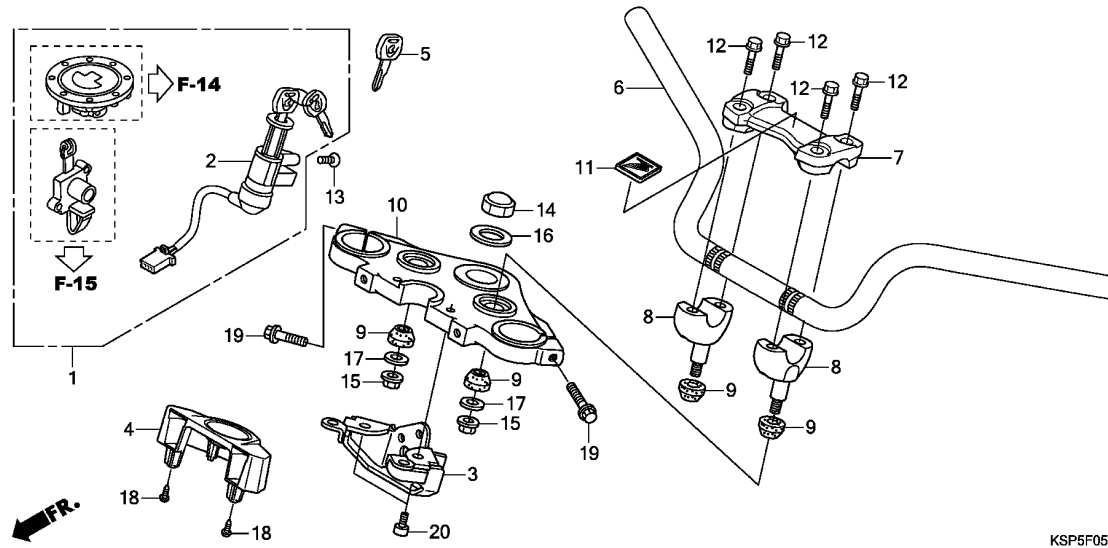
F 7



KSP5F0500

Ref. No.	L.O.N.	(Relative ref. Number) Description	F.R.T.
1	6151A1	KEY SET .....	1.1
2	615145	SWITCH, COMBINATION & LOCK ...	0.7
6	810100	PIPE, STEERING HANDLE .....	0.5
8	8101B9	HOLDER, HANDLE :LOWER .....	0.2
	8101B9A	.Replace 1 handle holder add .	0.1
10	510110	BRIDGE, FORK TOP .....	0.7

Ref. No.	Part No.	Description	Reqd. QTY		Serial No.	Parts catalogue code
			CBF150M			
			B	C		
1	35010-KSP-B00	KEY SET .....	1	1		
2	35100-KSP-B01	SWITCH ASSY., COMBINATION & LOCK	1	1		
3	35105-KSP-B00	STAY COMP., COMBINATION SWITCH	1	1		
4	35106-KSP-B00	COVER, COMBINATION SWITCH ...	1	1		
5	35121-KSP-910	KEY, BLANK .....	(1)	(1)		
6	53100-KSP-B00ZA	PIPE, STEERING HANDLE *NH303M*	1	-		
	53100-KSP-B50ZA	MAT AXIS GRAY METALLIC *NH303M*	-	1		
7	53131-KSP-B00ZA	HOLDER, HANDLE UPPER *NH303M*	1	1		
8	53132-KSP-860ZC	HOLDER, HANDLE UNDER *NH303M*	1	1		
9	53133-KSP-860	RUBBER, HANDLE CUSHION .....	4	4		
10	53230-KSP-B00ZA	BRIDGE, FORK TOP *NH303M*	1	1		
	86150-KPG-901	EMBLEM, PRODUCT(MARUI) .....	1	-		
	86150-KWS-601	EMBLEM, PRODUCT .....	-	1		
12	90111-362-000	BOLT, FLANGE, 8X36 .....	4	4		
13	90164-KPL-900	SCREW, U-LOCK FLAT, 6X12 .....	2	2		
14	90304-KSP-900	NUT, STEERING STEM .....	1	1		
15	90309-KTE-911	NUT, FLANGE SPECIAL, 8MM .....	2	2		

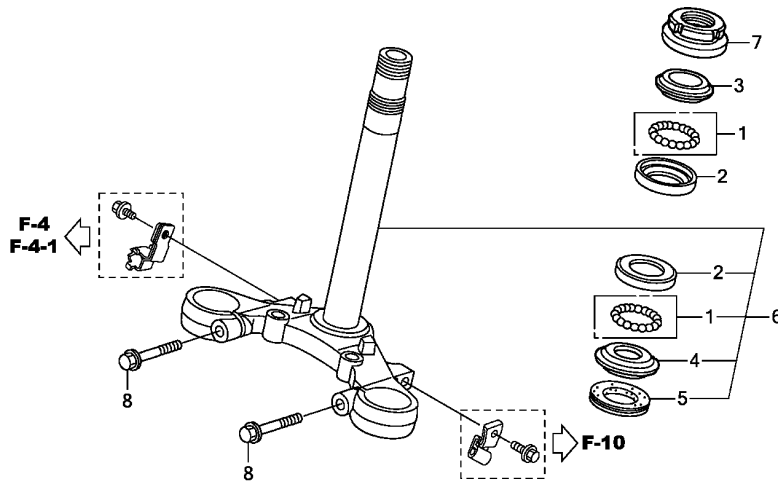


Ref. No.	Part No.	Description	Reqd. QTY		Serial No.	Parts catalogue code
			CBF150M	C		
16	90503-KSP-900	WASHER, STEERING STEM .....	1	1		
17	90535-KSP-902	WASHER, HANDLE UNDER HOLDER ..	2	2		
18	93903-25210	SCREW, TAPPING, 5X12 .....	2	2		
19	95701-08040-00	BOLT, FLANGE, 8X40 .....	2	2		
20	96600-08020-00	BOLT, SOCKET, 8X20 .....	2	2		

F-6

STEERING STEM

F 9



KSP5F0600A

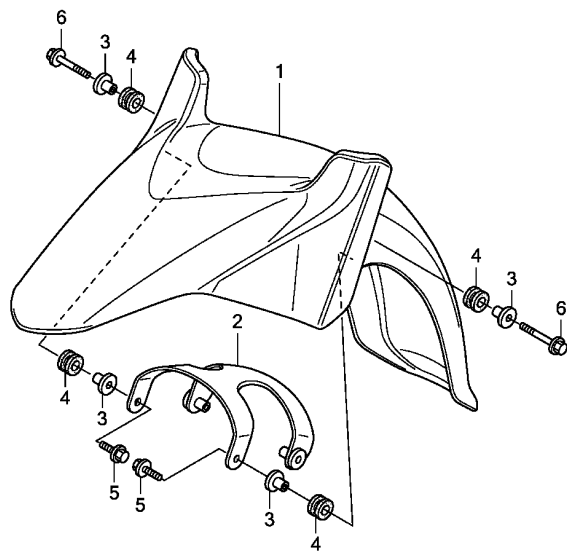
Ref. No.	L.O.N.	(Relative ref. Number) Description	F.R.T.
2		(1)	
5101A0		RACE, STEERING BALL :UPPER ...	0.9
5101A1		RACE, STEERING BALL :LOWER ...	0.9
5101C9		RACE, STEERING BALL :BOTH ....	0.9
3		5101A9 RACE, STEERING TOP CONE .....	0.6
4		(1,5)	
5101B0		RACE, STEERING BOTTOM CONE ...	1.1
6		510100 STEM OR SHAFT ASSY., STEERING	0.9
7		5101B2 THREAD, STEERING HEAD TOP ....	0.6

Ref. No.	Part No.	Description	Reqd. QTY		Serial No.	Parts catalogue code
			CBF150M B	C		
1	06531-KW6-840	BALL ASSY., STEEL, #8X18 ....	2	2		
2	50301-KTR-900	RACE, STEERING TOP BALL .....	2	2		
3	53211-268-010	RACE, STEERING TOP CONE .....	1	1		
4	53212-200-000	RACE, STEERING BOTTOM CONE ..	1	1		
5	53214-200-000	DUST SEAL, STEERING HEAD ....	1	1		
6	53219-KSP-B00	STEM SUB ASSY., STEERING ....	1	1		
7	53220-KSP-860	THREAD COMP., STEERING HEAD				
		TOP	1	1		
8	95701-08035-07	BOLT, FLANGE, 8X35 .....	2	2		

F-7

FRONT FENDER

F10



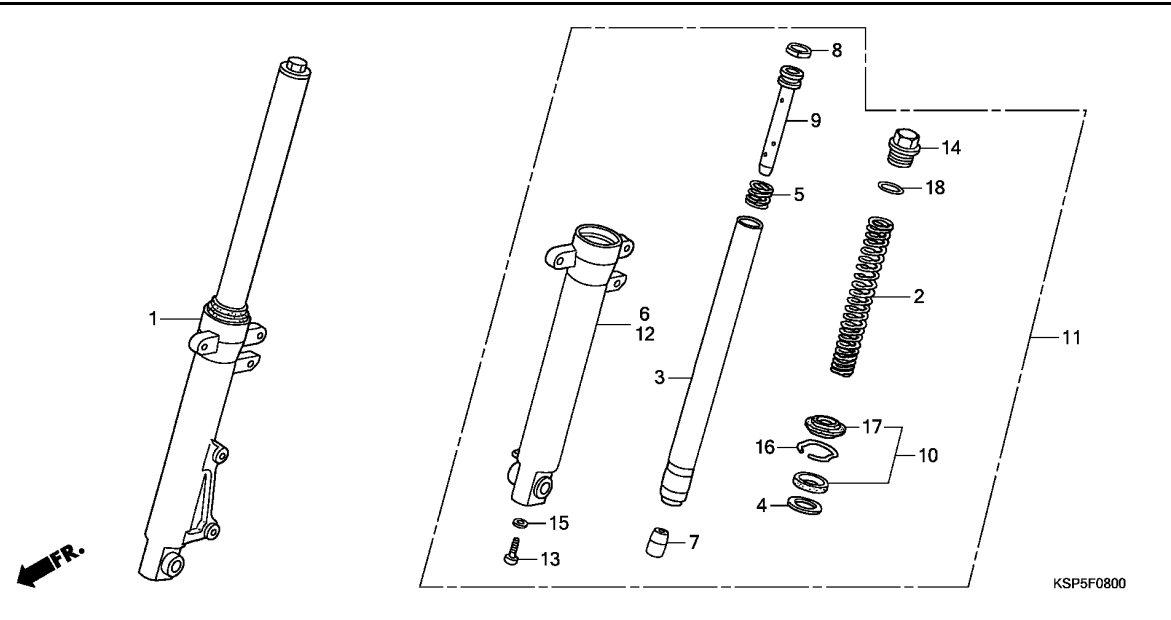
KSP5F0700

Ref. No.	L.O.N.	(Relative ref. Number) Description	F.R.T.
----------	--------	------------------------------------	--------

1	4131B7	FENDER, FRONT .....	0.3
---	--------	---------------------	-----

3

Ref. No.	Part No.	Description	Reqd. QTY		Serial No.	Parts catalogue code
			CBF150M B	C		
1	61100-KSP-B00ZA	FENDER, FR. *NHA84P*PEARL NIGHTSTAR BLACK	1	1	-----	2C0,2LA,2PE,3LA,4LA,CO,LA,PE
	61100-KSP-B00ZC	*R320P*.....PEARL SIENA RED	1	1	-----	2C0,2LA,2PE,3LA,4LA,CO,LA,PE
	61100-KSP-B00ZB	*NHA95M*SWORD SILVER METALLIC	1	-		
	61100-KSP-B00ZG	*NH1*.....BLACK	-	1	-----	3C0,3PE,5LA,6LA
2	61102-KSP-B00	STAY, FR. FENDER .....	1	1		
3	61103-KRY-900	COLLAR A, FR. FENDER .....	4	4		
4	61105-KRY-900	RUBBER, FR. FENDER MOUNTING .	4	4		
5	96001-06022-00	BOLT, FLANGE, 6X22 .....	2	2		
6	96001-06032-00	BOLT, FLANGE, 6X32 .....	2	2		



Ref. No.	L.O.N.	(Relative ref. Number) Description	F.R.T.
1	5111C3	FORK ASSY., FRONT :RIGHT .....	0.4
2	5111C5	SPRING, FRONT FORK :LEFT .....	0.6
	5111C6	SPRING, FRONT FORK :RIGHT .....	0.6
	5111C7	SPRING, FRONT FORK :BOTH .....	0.9
3	5111G2	PIPE, FRONT FORK :LEFT .....	0.7
	5111G3	PIPE, FRONT FORK :RIGHT .....	0.7
	5111G4	PIPE, FRONT FORK :BOTH .....	1.1
6	5111D2	CASE, BOTTOM :RIGHT .....	0.8
10	5111E7	SEAL SET, FRONT FORK :LEFT ...	0.8
	5111E8	SEAL SET, FRONT FORK :RIGHT ..	0.8
	5111E9	SEAL SET, FRONT FORK :BOTH ...	1.3
11	5111C2	FORK ASSY., FRONT :LEFT .....	0.4
	5111C4	FORK ASSY., FRONT :BOTH .....	0.5
12	5111D1	CASE, BOTTOM :LEFT .....	0.8
	5111D3	CASE, BOTTOM :BOTH .....	1.3

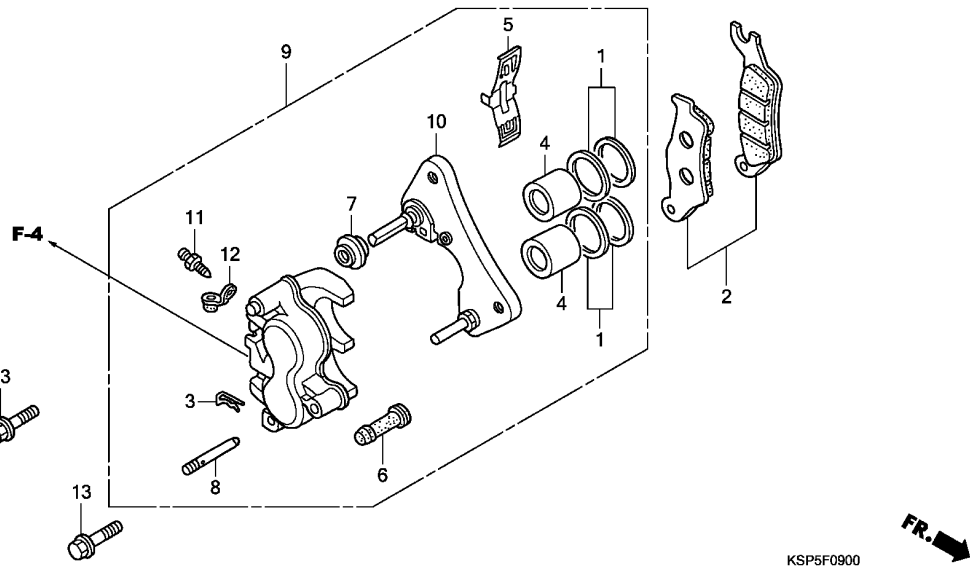
Ref. No.	Part No.	Description	Reqd. QTY		Serial No.	Parts catalogue code
			CBF150M B	C		
1	51400-KSP-B01	FORK ASSY., R. FR. ....	1	1		
2	51401-KSP-B01	SPRING, FR. FORK .....	2	2		
3	51410-KSP-B01	PIPE COMP., FR. FORK .....	2	2		
4	51412-KFN-851	RING, BACK UP .....	2	2		
5	51412-KSP-901	SPRING, REBOUND .....	2	2		
6	51420-KSP-B01	CASE COMP., R. FR. BOTTOM ...	1	1		
7	51432-KFN-851	PIECE, OIL LOCK .....	2	2		
8	51437-KVN-901	RING, PISTON .....	2	2		
9	51440-KSP-901	PIPE, SEAT .....	2	2		
10	51490-KRM-852	SEAL SET, FR. FORK .....	2	2		
11	51500-KSP-B01	FORK ASSY., L. FR. ....	1	1		
12	51520-KSP-B01	CASE COMP., L. FR. BOTTOM ...	1	1		
13	90116-KAG-901	BOLT, SOCKET, 8MM .....	2	2		
14	90123-KSP-871	BOLT A, FR. FORK .....	2	2		
15	90544-KFN-851	WASHER, SPECIAL, 8MM .....	2	2		
16	90601-KFN-851	RING, OIL SEAL STOPPER .....	2	2		
17	91254-GAA-003	SEAL, DUST .....	2	2		
18	91356-KAG-901	O-RING .....	2	2		



F-9

FRONT BRAKE CALIPER(CBF150MB)

F12



Ref. No.	L.O.N.	(Relative ref. Number) Description	F.R.T.
2	711115	SHOE(PAD) SET, BRAKE :FRONT .. (1)	0.1
4	7111D1	PISTON, FRONT BRAKE CALIPER .. .INCLUDES: Bleed brakes .NOTE: Same time for two units	0.5
9	711130	CALIPER, FRONT BRAKE .....	0.4
10	7111G0	BRACKET, FRONT CALIPER .....	0.2

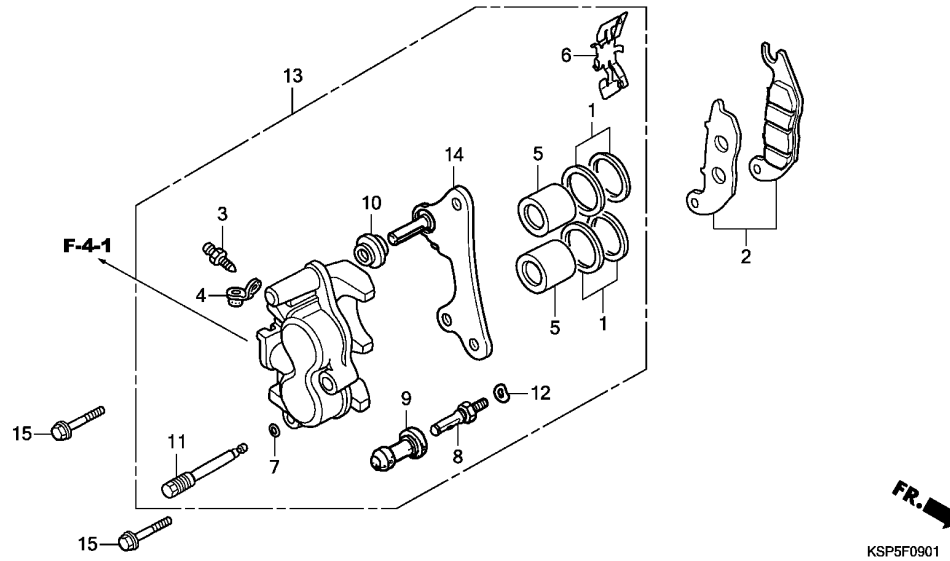
3

Ref. No.	Part No.	Description	Reqd. QTY		Serial No.	Parts catalogue code
			CBF150M	B C		
1	06451-KCC-841	SEAL SET, PISTON .....	2	-		
2	06455-KCC-842	PAD SET, FR. ....	1	-		
3	43216-MAK-003	CLIP, HANGER PIN .....	1	-		
4	45107-KCC-841	PISTON(26) .....	2	-		
5	45108-KCC-841	SPRING, PAD .....	1	-		
6	45132-KCC-841	BOOT, PIN BUSH .....	1	-		
7	45133-KCC-841	BOOT, B .....	1	-		
8	45220-KCC-841	PIN COMP., HANGER .....	1	-		
9	45250-KSP-861	CALIPER SUB ASSY., R. FR. ...	1	-		
10	45290-KCC-841	BRACKET SUB ASSY., FR. CALIPER	1	-		
11	45352-KCC-841	SCREW, BLEEDER .....	1	-		
12	45353-KCC-841	CAP, BLEEDER .....	1	-		
13	90155-KSP-900	BOLT, FLANGE, 8X25 .....	2	-		

**F-9-1**

**FRONT BRAKE CALIPER(CBF150MC)**

**F13**



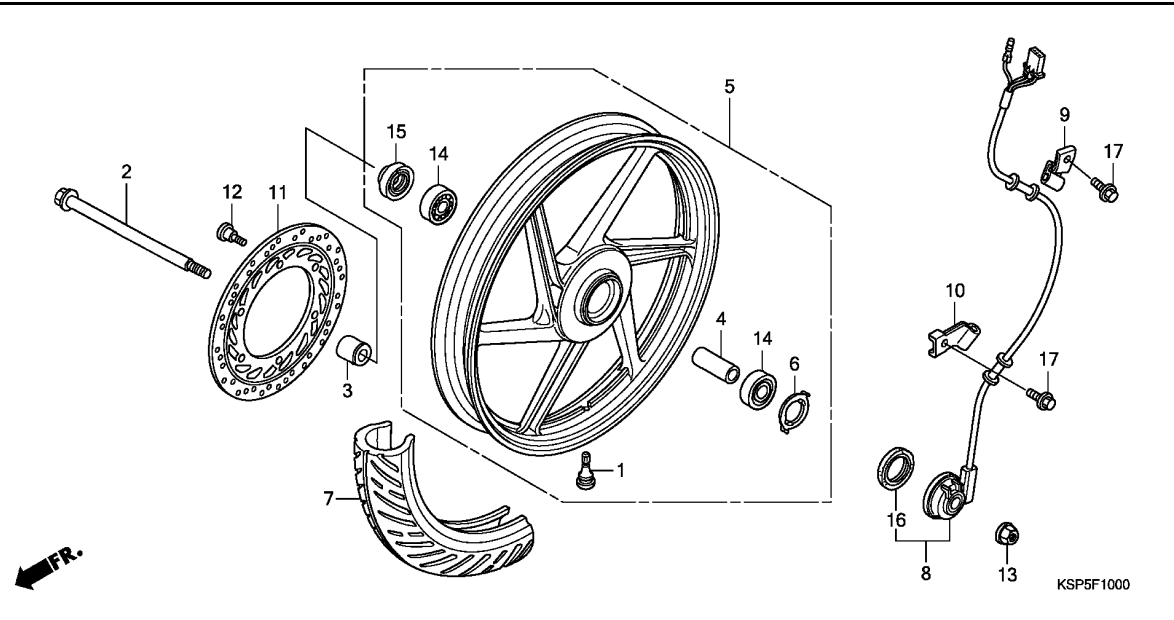
Ref. No.	L.O.N.	(Relative ref. Number) Description	F.R.T.
2	711115	SHOE(PAD) SET, BRAKE :FRONT ..	0.1
5		(1)	
	7111D1	PISTON, FRONT BRAKE CALIPER ..	0.5
		.INCLUDES: Bleed brakes	
		.NOTE: Same time for two units	
13	711130	CALIPER, FRONT BRAKE .....	0.4
		.INCLUDES: Bleed brakes	
14	7111G0	BRACKET, FRONT CALIPER .....	0.2

Ref. No.	Part No.	Description	Reqd. QTY		Serial No.	Parts catalogue code
			CBF150M	C		
1	06451-GE2-405	SEAL SET, PISTON .....	-	2		
2	06455-KPP-902	PAD SET, FR. ....	-	1		
3	43352-568-003	SCREW, BLEEDER(NISSIN) .....	-	1		
4	43353-461-771	CAP, BLEEDER .....	-	1		
5	45107-GE2-006	PISTON .....	-	2		
6	45108-KPH-951	SPRING, PAD .....	-	1		
7	45111-MAJ-G41	RING, STOPPER .....	-	1		
8	45131-GZ0-006	BOLT, PIN .....	-	1		
9	45132-166-016	BOOT, PIN BUSH(NISSIN) .....	-	1		
10	45133-MA3-006	BOOT B .....	-	1		
11	45215-KPH-951	PIN, HANGER .....	-	1		
12	45216-166-006	WASHER, WAVE .....	-	1		
13	45250-KSP-B51	CALIPER SUB ASSY., R. FR. ....	-	1		
14	45290-KPP-901	BRACKET SUB ASSY., R. FR. ....	-	1		
15	90155-KSP-900	BOLT, FLANGE, 8X25 .....	-	2		

# F-10

# FRONT WHEEL

**F14**



Ref. No.	L.O.N.	(Relative ref. Number) Description	F.R.T.
2		(15)	
2	710151	AXLE, FRONT WHEEL .....	0.2
5	7101D4	FRONT WHEEL .....	0.6
7	710139	FRONT TIRE(ONE) .....	0.5
8	617198	SENSOR, SPEEDOMETER .....	0.4
11	711120	DISC, FRONT BRAKE .....	0.3
14	710115	BEARING, FRONT WHEEL(ONE) ....	0.4
	710115G	.ReplacE 1 bearing add .....	0.1

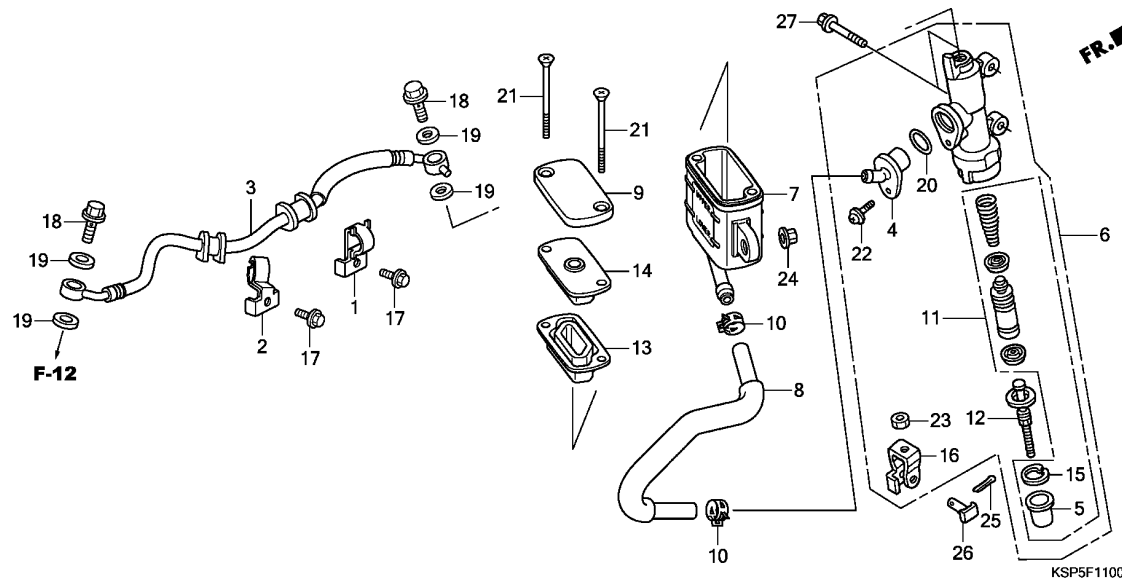
**3**

Ref. No.	Part No.	Description	Reqd. QTY		Serial No.	Parts catalogue code
			CBF150M	C		
1	42753-KWF-901	VALVE, RIM(TRITON) .....	1	1		
2	44301-KSP-900	AXLE, FR. WHEEL .....	1	1		
3	44311-KSP-900	COLLAR, FR. WHEEL SIDE .....	1	1		
4	44620-KSP-900	COLLAR, FR. AXLE DISTANCE ...	1	1		
5	44650-KSP-B00ZA	WHEEL SUB ASSY., FR. *NH303M*	1	1		
6	44680-KSP-B00	RETAINER, GEAR BOX .....	1	1		
7	44711-KSP-B01	TIRE, FR.(MRF)(80/100-17 46P)	1	1		
8	44800-KSP-B01	SENSOR ASSY., SPEED .....	1	1		
9	44817-KSP-B00	CLAMPER A, SPEEDOMETER CORD -	1	1		
10	44818-KSP-B00	CLAMPER B, SPEEDOMETER CORD -	1	1		
11	45251-KSP-861	DISK, FR. BRAKE(YUTAKA) .....	1	1		
12	90105-KSP-870	BOLT, DISK, 8X24 .....	6	6		
13	90306-KST-942	NUT, FLANGE, 12MM (LEO FASTENERS)	1	1		
	90306-KTE-911	NUT, FLANGE SPECIAL, 12MM (SIMMONDS MARSHALL)	1	1		
14	91052-KWF-901	BEARING, RADIAL BALL, 6301(U) (NSK)	2	2		
	96150-63010-10	BEARING, RADIAL BALL, 6301UU	2	2		
15	91251-KPH-901	DUST SEAL, 21X37X7(ARAI) ....	1	1		
16	91258-KWC-901	DUST SEAL, 40X50X5 .....	1	1		
17	96001-06012-00	BOLT, FLANGE, 6X12 .....	2	2		

# F-11

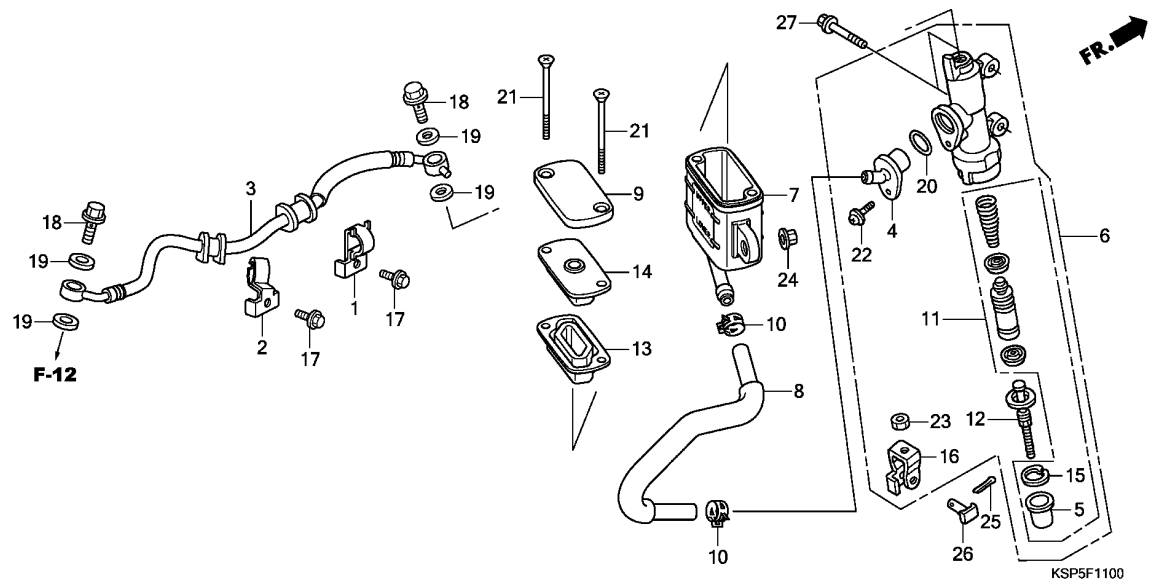
# RR. BRAKE MASTER CYLINDER

# F15



Ref. No.	L.O.N.	(Relative ref. Number) Description	F.R.T.
3	712130	HOSE, REAR BRAKE ..... .INCLUDES: Bleed brakes	0.5
6	712125	CYLINDER, REAR BRAKE MASTER .. .INCLUDES: Bleed brakes	0.6
7	7121F6	CUP, REAR MASTER CYLINDER OIL .INCLUDES: Bleed brakes	0.3
8	7121C2	HOSE, REAR MASTER CYLINDER OIL CUP ..... .INCLUDES: Bleed brakes	0.4
11	7121H0	PISTON SET, REAR BRAKE MASTER .INCLUDES: Bleed brakes	0.6
13	7121G7	DIAPHRAGM, REAR BRAKE MASTER CYLINDER .....	0.1

Ref. No.	Part No.	Description	Reqd. QTY		Serial No.	Parts catalogue code
			CBF150M			
			B	C		
1	43156-KSP-B00	CLAMPER, RR. BRAKE HOSE .....	1	1		
2	43157-KSP-B00	CLAMPER B, RR. BRAKE HOSE ...	1	1		
3	43310-KSP-B01	HOSE COMP., RR. BRAKE .....	1	1		
4	43503-MR8-006	CONNECTOR, MASTER CYLINDER ..	1	1		
5	43504-MB2-006	BOOT COMP. ....	1	1		
6	43510-KSP-B01	CYLINDER SUB ASSY., RR. MASTER	1	1		
7	43511-KW7-881	CUP COMP., OIL(NISSIN) .....	1	1		
8	43512-KSP-B01	HOSE COMP., RR. MASTER	1	1		
9	43513-KBP-881	CAP, MASTER CYLINDER .....	1	1		
10	43514-KS6-701	CLAMP, MASTER CYLINDER OIL	1	1		
		HOSE	2	2		
11	43520-MJ6-315	PISTON SET, MASTER CYLINDER -	1	1		
12	43530-KS7-831	ROD COMP., PUSH .....	1	1		
13	45520-GW0-911	DIAPHRAGM .....	1	1		
14	45521-GW0-911	PLATE, DIAPHRAGM .....	1	1		
15	46182-MEL-D21	CIRCLIP .....	1	1		
16	46504-KV6-702	JOINT, BRAKE ROD .....	1	1		
17	90102-KGH-900	BOLT, FLANGE, 6X10 .....	2	2		
18	90145-GAZ-981	BOLT, OIL, 10X22 .....	2	2		
19	90545-300-000	WASHER, OIL BOLT .....	4	4		
20	91212-422-006	O-RING, 14.8X2.4 .....	1	1		
21	93600-04045-16	SCREW, FLAT, 4X45 .....	2	2		
22	93893-04012-17	SCREW-WASHER, 4X12 .....	1	1		
23	94002-08000-0S	NUT, HEX., 8MM .....	1	1		



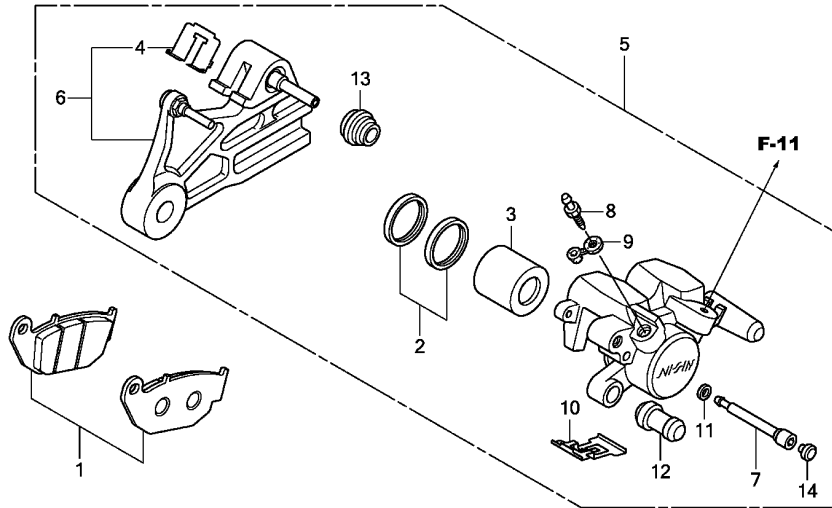
Ref. No.	Part No.	Description	Reqd. QTY		Serial No.	Parts catalogue code
			CBF150M B	C		
24	94050-06080	NUT, FLANGE, 6MM .....	1	1		
25	94201-20150	PIN, SPLIT, 2.0X15 .....	1	1		
26	95015-54000	PIN D, JOINT .....	1	1		
27	95701-06022-08	BOLT, FLANGE, 6X22 .....	2	2		

3

# F-12

# REAR BRAKE CALIPER

**G 1**



KSP5F1200

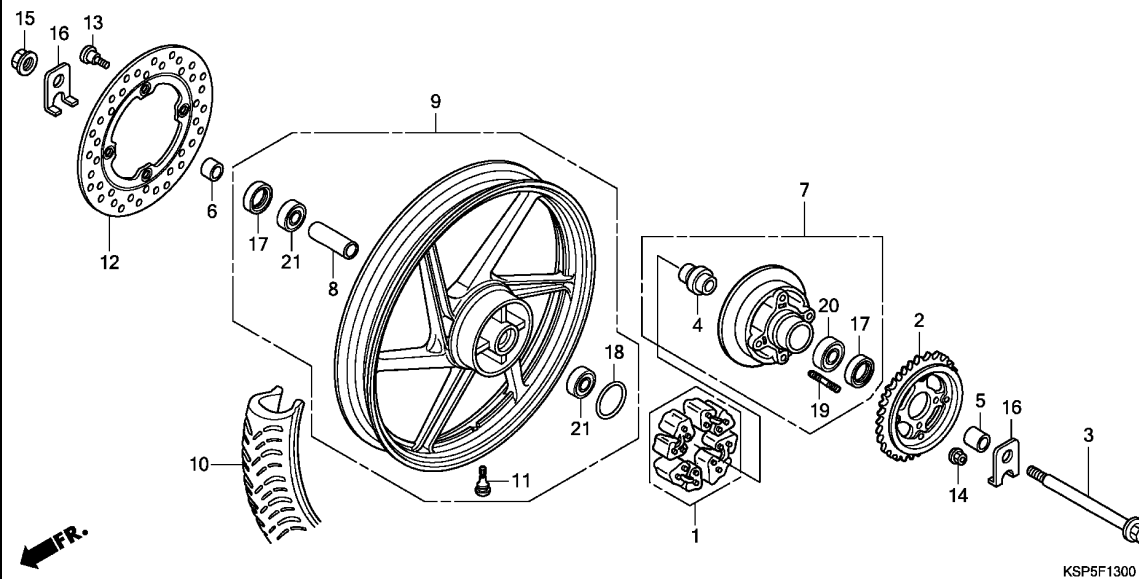
Ref. No.	L.O.N.	(Relative ref. Number) Description	F.R.T.
1	711140	SHOE(PAD) SET, BRAKE :REAR ...	0.1
3		(2)	
	7111D5	PISTON, REAR BRAKE CALIPER ...	0.6
		.INCLUDES: Bleed brakes	
5	711155	CALIPER, REAR BRAKE .....	0.5
		.INCLUDES: Bleed brakes	
6	7111C1	BRACKET, REAR CALIPER .....	0.4

Ref. No.	Part No.	Description	Reqd. QTY		Serial No.	Parts catalogue code
			CBF150M	C		
1	06435-KSP-B01	PAD SET, RR. ....	1	1		
2	06451-MA7-405	SEAL SET, PISTON .....	1	1		
3	43107-MA7-006	PISTON .....	1	1		
4	43112-KSP-B01	RETAINER .....	1	1		
5	43150-KSP-B01	CALIPER SUB ASSY., RR. ....	1	1		
6	43190-KSP-B01	BRACKET SUB ASSY., RR. ....	1	1		
7	43215-KGH-901	PIN, HANGER .....	1	1		
8	43352-568-003	SCREW, BLEEDER(NISSIN) .....	1	1		
9	43353-461-771	CAP, BLEEDER .....	1	1		
10	45108-ML7-922	SPRING, PAD(NISSIN) .....	1	1		
11	45111-MAJ-G41	RING, STOPPER .....	1	1		
12	45132-166-016	BOOT, PIN BUSH(NISSIN) .....	1	1		
13	45133-MA3-006	BOOT B .....	1	1		
14	45203-MCC-006	PLUG, PIN .....	1	1		

# F-13

# REAR WHEEL

G 2



Ref. No.	L.O.N.	(Relative ref. Number) Description	F.R.T.
1	710157	DAMPER, REAR WHEEL .....	0.3
2	7101A0	SPROCKET, FINAL DRIVEN .....	0.4
3		(17)	
	710160	AXLE, REAR WHEEL .....	0.3
7	7101A4	FLANGE, FINAL DRIVEN .....	0.4
9	710118	REAR WHEEL .....	0.7
10	710142	REAR TIRE(ONE) .....	0.6
12	711145	DISC, REAR BRAKE .....	0.4
20	7101D1	BEARING, FINAL DRIVEN FLANGE ..	0.5
21	710133	BEARING, REAR WHEEL(ONE) .....	0.5
	710133G	.Replace 1 bearing add .....	0.1

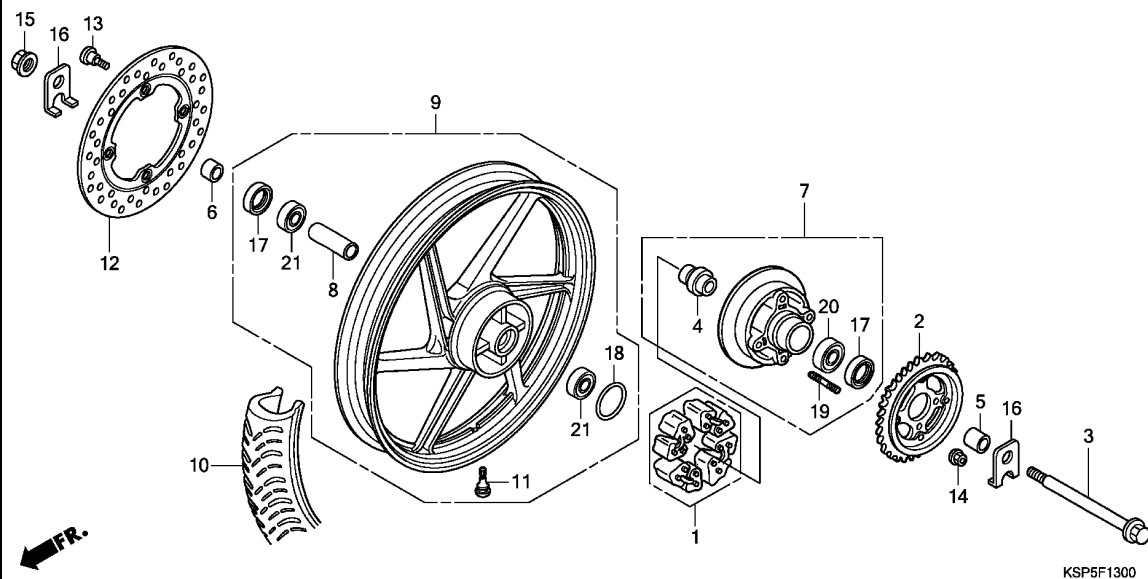
Ref. No.	Part No.	Description	Reqd. QTY		Serial No.	Parts catalogue code
			CBF150M B	C		
1	06410-KSP-900	DAMPER SET, WHEEL .....	1	1		
2	41200-KSP-B00	SPROCKET COMP., FINAL DRIVEN (42T)	1	1		
3	42301-KSP-B00	AXLE, RR. WHEEL .....	1	1		
4	42303-KSP-B00	SLEEVE, RR. WHEEL .....	1	1		
5	42304-KSP-B00	COLLAR, RR. WHEEL SIDE .....	1	1		
6	42313-KSP-B00	COLLAR, RR. BRAKE SIDE .....	1	1		
7	42615-KSP-B00ZA	FLANGE SUB ASSY., FINAL DRIVEN *NH303M*	1	1		
8	42620-KSP-B00	MAT AXIS GRAY METALLIC COLLAR, RR. AXLE DISTANCE ...	1	1		
9	42650-KSP-B00ZA	WHEEL SUB ASSY., RR. *NH303M*	1	1		
10	42711-KSP-B01	MAT AXIS GRAY METALLIC TIRE, RR.(MRF)(110/80-17 57P)	1	1		
11	42753-KWF-901	VALVE, RIM(TRITON) .....	1	1		
12	43251-KSP-B01ZA	DISK, RR. BRAKE *TYPEA* .....	1	1		
13	90105-KSP-870	BOLT, DISK, 8X24 .....	4	4		
14	90304-KST-942	NUT, FLANGE, 10MM (LEO FASTENERS)	4	4		
	90304-KTE-911	NUT, FLANGE SPECIAL, 10MM (SIMMODS MARSHALL)	4	4		
15	90305-KVN-901	NUT, FLANGE, 14MM .....	1	1		
	90305-KVN-902	.....	1	1		
16	90560-KSP-B00	WASHER, RR. AXLE .....	2	2		

3

# F-13

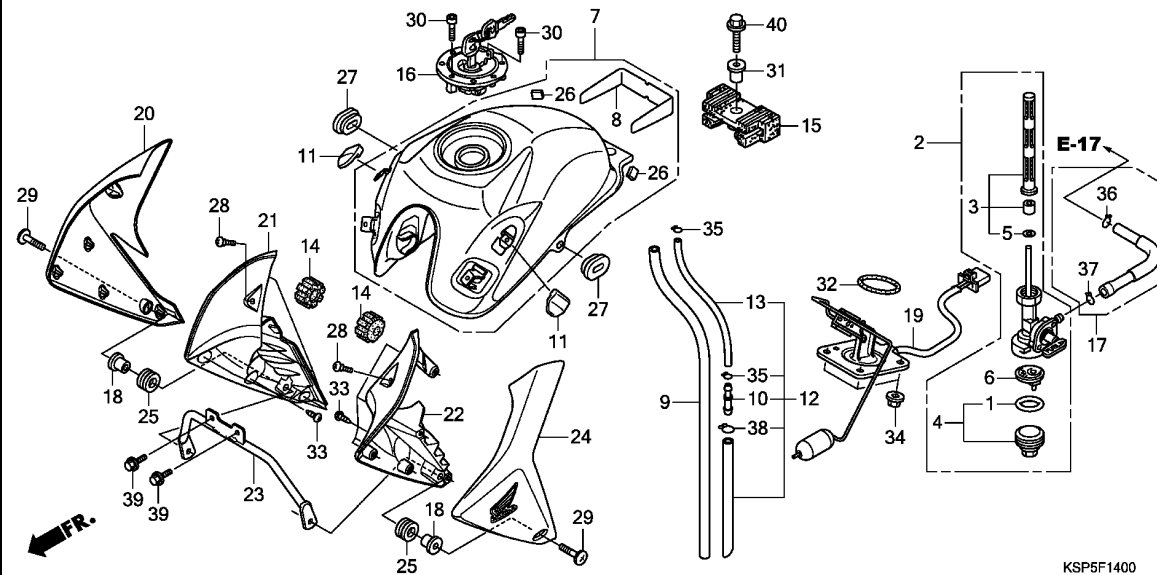
# REAR WHEEL

G 3



Ref. No.	Part No.	Description	Reqd. QTY		Serial No.	Parts catalogue code
			CBF150M	C		
17	91257-230-003	OIL SEAL, 28X42X7 (ARAI) .....	2	2		
	91257-230-005	OIL SEAL, 28X42X7 (NOK) .....	2	2		
18	91352-KSP-900	O-RING, 51X2 .....	1	1		
19	92915-10025-0E	BOLT, STUD, 10X25 .....	4	4		
20	96150-60040-10	BEARING, RADIAL BALL, 6004UU	1	1		
21	96150-63020-10	BEARING, RADIAL BALL, 6302UU	2	2		

3

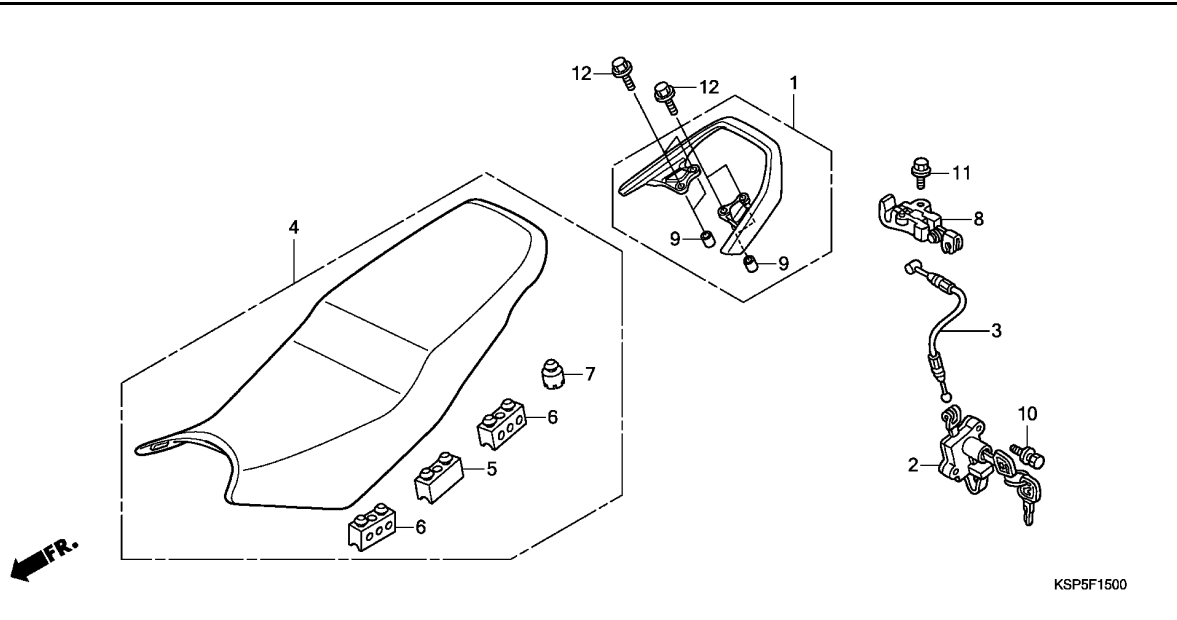


Ref. No.	L.O.N.	(Relative ref. Number) Description	F.R.T.
2	310110	COCK ASSY., FUEL .....	0.4
3		(5)	
	310115	SCREEN, FUEL STRAINER .....	0.4
7	310100	TANK, FUEL .....	0.4
19	617105	FUEL TANK SENDING UNIT .....	0.4
20	4131Q7	COVER, TANK SIDE :RIGHT .....	0.2
21	4131EQ	COVER, FUEL TANK INNER :RIGHT	0.2
22	4131ER	COVER, FUEL TANK INNER :LEFT .	0.2
	4131ET	COVER, FUEL TANK INNER :BOTH .	0.4
24	4131Q6	COVER, TANK SIDE :LEFT .....	0.2
	4131Q8	COVER, TANK SIDE :BOTH .....	0.4

Ref. No.	Part No.	Description	Reqd. QTY		Serial No.	Parts catalogue code
			CBF150M			
			B	C		
1	16173-001-004	PACKING, FUEL STRAINER CUP ..	1	1		
2	16950-KSP-B01	COCK ASSY., FUEL .....	1	1		
3	16952-KSP-B00	SCREEN SET, FUEL STRAINER ...	1	1		
4	16953-GT4-305	CUP SET, FUEL STRAINER .....	1	1		
5	16958-MA1-731	O-RING .....	1	1		
6	16959-471-831	FILTER, CUP .....	1	1		
7	17500-KSP-B00ZA	TANK ASSY., FUEL				
	*NHA84P*PEARL NIGHTSTAR BLACK		1	1	-----	2CO,2LA,2PE,3LA,4LA,CO,LA,PE
	17500-KSP-B00ZC	*R320P*.....PEARL SIENA RED	1	1	-----	2CO,2LA,2PE,3LA,4LA,CO,LA,PE
	17500-KSP-B00ZB	*NHA95M*SWORD SILVER METALLIC	1	-		
	17500-KSP-B60ZA	TANK ASSY., FUEL(WL)				
	*NH1*.....BLACK		-	1	-----	3CO,3PE,5LA,6LA
8	17519-KSP-B00	FILM, TANK PROTECTOR .....	1	1		
9	17525-KSP-B00	TUBE, FUEL DRAIN .....	1	1		
10	17525-KVE-900	JOINT, TUBE .....	1	1		
11	17529-KVN-900	RUBBER, SHROUD MOUNTING .....	2	2		
12	17530-KSP-B00	TUBE ASSY., BREATHER .....	1	1		
13	17531-KSP-B00	TUBE, BREATHER .....	1	1		
14	17611-KRY-970	CUSHION, FR. FUEL TANK .....	2	2		
15	17613-KSP-B00	CUSHION, FUEL TANK RR. ....	1	1		
16	17620-KSP-861	CAP COMP., FUEL FILLER .....	1	1		
17	17681-KSP-B00	TUBE, FUEL .....	1	1		
18	19052-KVO-000	COLLAR, RADIATOR MOUNTING ...	2	2		
19	37800-KSP-B01	FUEL UNIT .....	1	1		
20	50200-KSP-B00ZA	SHROUD SET, R.(WL)				
	*NHA84P*PEARL NIGHTSTAR BLACK		1	1	-----	2CO,2LA,2PE,3LA,4LA,CO,LA,PE

Ref. No.	Part No.	Description	Reqd. QTY		Serial No.	Parts catalogue code
			CBF150M	C		
20)	50200-KSP-B00ZC	SHROUD SET, R.(WL)				
		*R320P*.....PEARL SIENA RED	1	1	-----	2C0,2LA,2PE,3LA,4LA,CO,LA,PE
	50200-KSP-B00ZB	*NHA95M*SWORD SILVER METALLIC	1	-		
	50200-KSP-B60ZA	*TYPE2*.....	-	1	-----	3C0,3PE,5LA,6LA
21	50280-KSP-B00	SHROUD, R. INNER .....	1	-		
	50280-KSP-B50	.....	-	1		
22	50285-KSP-B00	SHROUD, L. INNER .....	1	-		
	50285-KSP-B50	.....	-	1		
23	50295-KSP-B00	STAY COMP., SHROUD .....	1	1		
24	50300-KSP-B00ZA	SHROUD SET, L.(WL)				
		*NHA84P*PEARL NIGHTSTAR BLACK	1	1	-----	2C0,2LA,2PE,3LA,4LA,CO,LA,PE
	50300-KSP-B00ZC	*R320P*.....PEARL SIENA RED	1	1	-----	2C0,2LA,2PE,3LA,4LA,CO,LA,PE
	50300-KSP-B00ZB	*NHA95M*SWORD SILVER METALLIC	1	-		
	50300-KSP-B60ZA	*TYPE2*.....	-	1	-----	3C0,3PE,5LA,6LA
25	83545-KCJ-690	RUBBER, SIDE COVER .....	2	2		
26	83547-KSP-B00	RUBBER, SIDE COVER .....	2	2		
27	83551-300-000	GROMMET, AIR CLEANER CASE ...	2	2		
28	90104-KT2-000	SCREW, SPECIAL, 6X14 .....	2	2		
29	90105-KVN-900	BOLT, SPECIAL, 6X22 .....	2	2		
30	90111-KSP-860	BOLT, SOCKET, 4X21 .....	3	3		
31	90324-KCJ-660	COLLAR, FUEL TANK MOUNTING ..	1	1		
32	91305-443-740	O-RING, 39.5X5 .....	1	1		
33	93903-24380	SCREW, TAPPING, 4X12 .....	10	10		
34	94050-06000	NUT, FLANGE, 6MM .....	4	4		
35	95002-02080	CLIP, TUBE(B8) .....	2	2		
36	95002-02100	CLIP, TUBE(B10) .....	1	1		
37	95002-02120	CLIP, TUBE(B12) .....	1	1		
38	95002-02130	CLIP, TUBE(B12.5) .....	1	1		
39	95701-06012-07	BOLT, FLANGE, 6X12 .....	2	2		
40	95701-08025-08	BOLT, FLANGE, 8X25 .....	1	1		

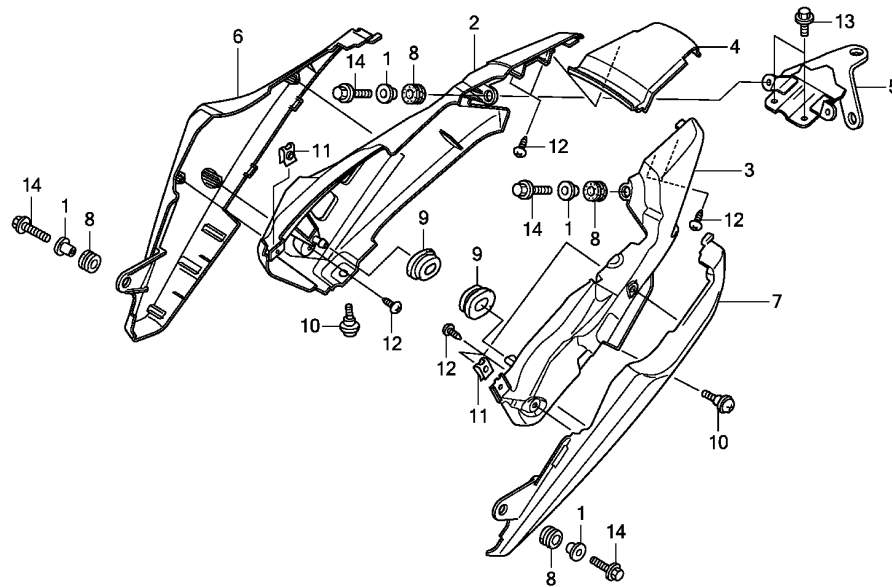




Ref. No.	L.O.N.	(Relative ref. Number) Description	F.R.T.
1	4131F6	RAIL, GRAB :REAR .....	0.1
2	4131F0	LOCK, SEAT .....	0.4
3	811175	CABLE, SEAT LOCK .....	0.5
8	4131N5	HOOK, SEAT CATCH .....	0.5



Ref. No.	Part No.	Description	Reqd. QTY		Serial No.	Parts catalogue code
			CBF150M B	C		
1	50400-KSP-B00ZA	GRIP, RR. *NHA84P*PEARL NIGHTSTAR BLACK	1	1	-----	----- 2C0,2LA,2PE,3LA,4LA,CO,LA,PE
	50400-KSP-B00ZC	*R320P*.....PEARL SIENA RED	1	1	-----	----- 2C0,2LA,2PE,3LA,4LA,CO,LA,PE
	50400-KSP-B00ZB	*NHA95M*SWORD SILVER METALLIC	1	-		
	50400-KSP-B00ZF	*NH1*.....BLACK	-	1	-----	----- 3C0,3PE,5LA,6LA
2	77110-KSP-911	LOCK ASSY., SEAT .....	1	1		
3	77156-KSP-B00	CABLE, SEAT LOCK .....	1	1		
4	77200-KSP-B01ZA	SEAT COMP., DOUBLE *TYPE1*.....	1	1		
5	77204-KCC-900	RUBBER A, SEAT SETTING .....	2	2		
6	77204-KYA-600	RUBBER A, SEAT SETTING .....	4	4		
7	77206-KFN-850	RUBBER, SEAT CUSHION .....	2	2		
8	77220-KY6-010	HOOK, SEAT CATCH .....	1	1		
9	81202-KWF-900	COLLAR, CARRIER .....	4	4		
10	90107-GZ4-670	BOLT, BREAK OFF .....	2	2		
11	95701-06012-00	BOLT, FLANGE, 6X12 .....	1	1		
12	95701-08020-00	BOLT, FLANGE, 8X20 .....	4	4		



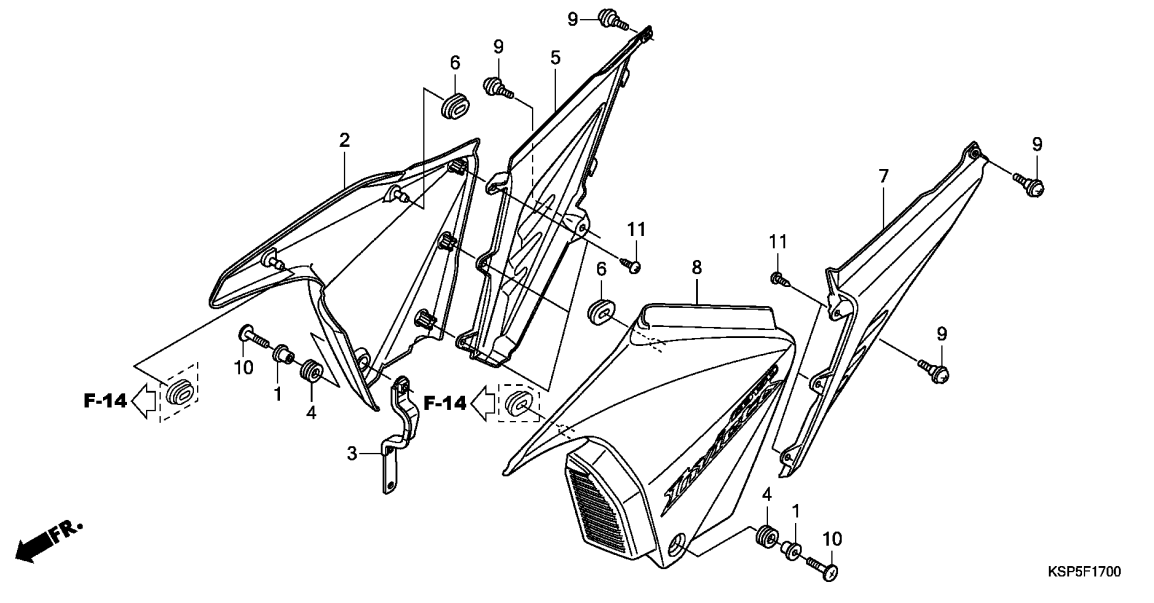
Ref. No.	L.O.N.	(Relative ref. Number) Description	F.R.T.
2	4111X7	COWL, REAR :RIGHT .....	0.3
3	4111X6	COWL, REAR :LEFT .....	0.3
	4111X8	COWL, REAR :BOTH .....	0.3
4	411135	COWL, REAR .....	0.3
6	4111J4	COWL, SEAT :RIGHT .....	0.3
7	4111J3	COWL, SEAT :LEFT .....	0.3
	4111M1	COWL, SEAT :BOTH .....	0.3

Ref. No.	Part No.	Description	Reqd. QTY		Serial No.	Parts catalogue code
			CBF150M	C		
1	19052-KV0-000	COLLAR, RADIATOR MOUNTING ...	4	4		
2	77210-KSP-B00	COWL, R. RR. ....	1	1		
3	77220-KSP-B00	COWL, L. RR. ....	1	1		
4	77230-KSP-B00	COWL, RR. CENTER .....	1	1		
5	77235-KSP-B00	STAY, TAILLIGHT .....	1	1		
6	77240-KSP-B00ZA	GARNISH, R. RR. *NHA84P*PEARL NIGHTSTAR BLACK	1	1	-----	2CO,2LA,2PE,3LA,4LA,CO,LA,PE
	77240-KSP-B00ZC	*R320P*.....PEARL SIENA RED	1	1	-----	2CO,2LA,2PE,3LA,4LA,CO,LA,PE
	77240-KSP-B00ZB	*NHA95M*SWORD SILVER METALLIC	1	-		
	77240-KSP-B00ZF	*NH1*.....BLACK	-	1	-----	3CO,3PE,5LA,6LA
7	77250-KSP-B00ZA	GARNISH, L. RR. *NHA84P*PEARL NIGHTSTAR BLACK	1	1	-----	2CO,2LA,2PE,3LA,4LA,CO,LA,PE
	77250-KSP-B00ZC	*R320P*.....PEARL SIENA RED	1	1	-----	2CO,2LA,2PE,3LA,4LA,CO,LA,PE
	77250-KSP-B00ZB	*NHA95M*SWORD SILVER METALLIC	1	-		
	77250-KSP-B00ZE	*NH1*.....BLACK	-	1	-----	3CO,3PE,5LA,6LA
8	83545-KCJ-690	RUBBER, SIDE COVER .....	4	4		
9	83551-300-000	GROMMET, AIR CLEANER CASE ...	2	2		
10	90101-GEO-000	SCREW, HINGE PATCH .....	2	2		
11	90320-GC3-000	NUT, SPRING, 5MM .....	2	2		
12	93903-24380	SCREW, TAPPING, 4X12 .....	10	10		
13	95701-06012-08	BOLT, FLANGE, 6X12 .....	2	2		
14	95701-06020-00	BOLT, FLANGE, 6X20 .....	4	4		

F-17

SIDE COVER

G 8



Ref. No.	L.O.N.	(Relative ref. Number) Description	F.R.T.
2	(5)		
4111H9		COVER, SIDE :RIGHT .....	0.1
8	(7)		
4111H8		COVER, SIDE :LEFT .....	0.1
4111J0		COVER, SIDE :BOTH .....	0.2

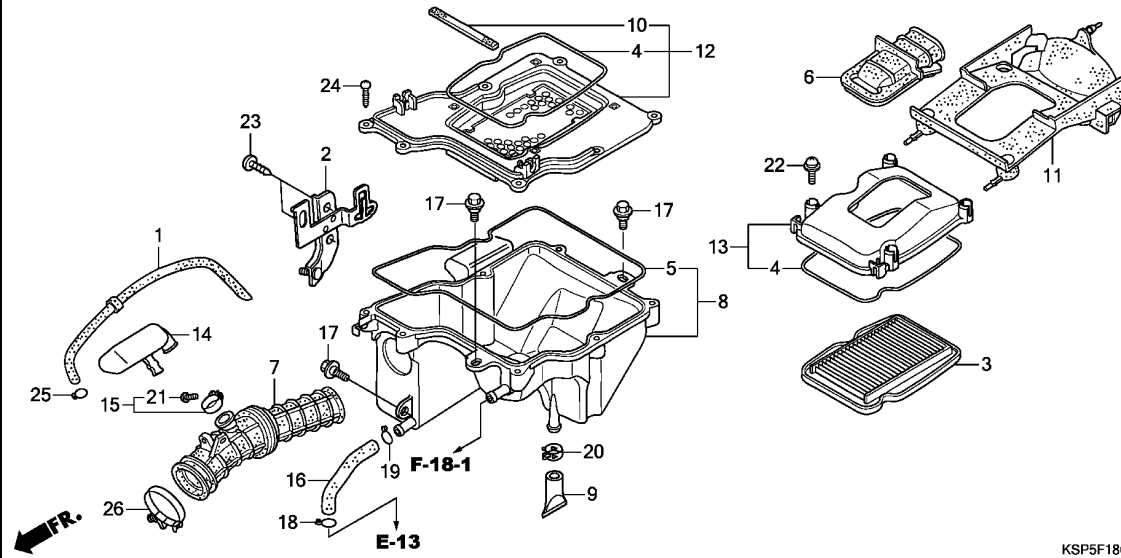
3

Ref. No.	Part No.	Description	Reqd. QTY		Serial No.	Parts catalogue code
			CBF150M	C		
1	19052-KV0-000	COLLAR, RADIATOR MOUNTING ...	2	2		
2	83500-KSP-C20ZA	COVER SET A, R. SIDE(WL)				
	*TYPE1*	.....	1	1	-----	2CO,2LA,2PE,3LA,4LA,CO,LA,PE
	83500-KSP-C20ZC	*TYPE3*	1	1	-----	2CO,2LA,2PE,3LA,4LA,CO,LA,PE
	83500-KSP-C20ZB	*TYPE2*	1	-		
	83500-KSP-E40ZA	COVER SET, R. SIDE(WL)				
	*TYPE1*	.....	-	1	-----	3CO,3PE,5LA,6LA
3	83501-KSP-B00	STAY, SIDE COVER .....	1	1		
4	83545-KCJ-690	RUBBER, SIDE COVER .....	2	2		
5	83550-KSP-B00	COVER B, R. SIDE .....	1	1		
6	83551-300-000	GROMMET, AIR CLEANER CASE ...	2	2		
7	83555-KSP-B00	COVER B, L. SIDE .....	1	1		
8	83600-KSP-C20ZA	COVER SET A, L. SIDE(WL)				
	*TYPE1*	.....	1	1	-----	2CO,2LA,2PE,3LA,4LA,CO,LA,PE
	83600-KSP-C20ZC	*TYPE3*	1	1	-----	2CO,2LA,2PE,3LA,4LA,CO,LA,PE
	83600-KSP-C20ZB	*TYPE2*	1	-		
	83600-KSP-E40ZA	COVER SET, L. SIDE(WL)				
	*TYPE1*	.....	-	1	-----	3CO,3PE,5LA,6LA
9	90101-GEO-000	SCREW, HINGE PATCH .....	4	4		
10	90105-KVN-900	BOLT, SPECIAL, 6X22 .....	2	2		
11	93903-24380	SCREW, TAPPING, 4X12 .....	6	6		

# F-18

# AIR CLEANER

G 9



Ref. No.	L.O.N.	(Relative ref. Number) Description	F.R.T.
3	312105	ELEMENT, AIR CLEANER .....	0.1
7	3121B6	TUBE, AIR CLEANER CONNECTING ..	0.7
8	3121D1	CASE, AIR CLEANER :LOWER .....	0.7
12	3121D0	CASE, AIR CLEANER :MIDDLE .....	0.7
14	3121C1	RESONATOR .....	0.2

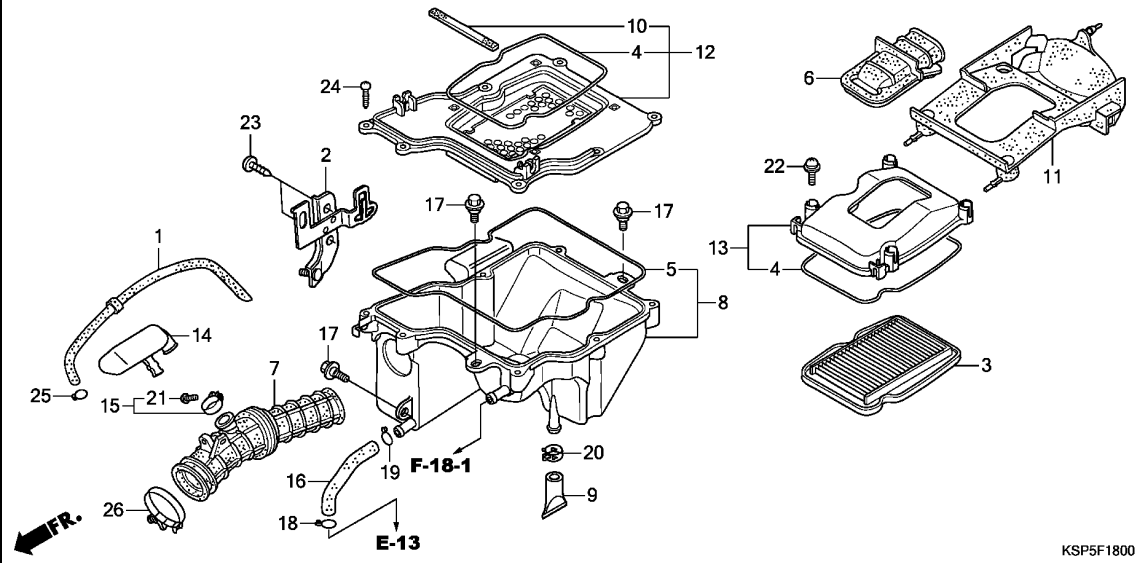
Ref. No.	Part No.	Description	Reqd. QTY		Serial No.	Parts catalogue code
			CBF150M	C		
1	16199-KSP-900	TUBE, AIR VENT .....	1	1		
2	17209-KSP-B00	STAY, FUSE .....	1	1		
3	17211-KSP-B00	ELEMENT COMP., AIR CLEANER ..	1	1		
4	17214-KSP-900	SEAL, AIR CLEANER COVER .....	2	2		
5	17215-KSP-900	SEAL A, AIR CLEANER .....	1	1		
6	17219-KSP-900	DUCT, AIR CLEANER .....	1	1		
7	17222-KSP-900	TUBE, AIR CLEANER CONNECTING	1	1		
8	17225-KSP-B00	CASE SUB ASSY., AIR CLEANER ..	1	1		
9	17227-KTE-910	TUBE, VINYL, 11X15X40 .....	1	1		
10	17233-KSP-900	MAT, AIR CLEANER .....	1	1		
11	17234-KSP-900	COVER, AIR CLEANER DUCT .....	1	1		
12	17235-KSP-900	HOLDER SUB ASSY., AIR CLEANER	1	1		
13	17245-KSP-900	COVER SUB ASSY., AIR CLEANER	1	1		
14	17311-KSP-900	RESONATOR .....	1	1		
15	17312-KFN-880	BAND, RESONATOR .....	1	1		
16	17371-KSP-900	TUBE, BREATHER .....	1	1		
17	90111-162-000	BOLT, FLANGE, 6MM .....	3	3		
18	90651-KM9-000	CLIP, TUBE(B14) .....	1	1		
19	90651-MK3-780	CLIP, TUBE(B12.5) .....	1	1		
20	91406-KFN-850	CLAMP, TUBE(D14.5) .....	1	1		
21	93500-04016-0G	SCREW, PAN, 4X16 .....	1	1		
22	93893-05016-00	SCREW-WASHER, 5X16 .....	4	4		
23	93903-25210	SCREW, TAPPING, 5X12 .....	2	2		
24	93903-25480	SCREW, TAPPING, 5X20 .....	7	7		
25	95002-70000	CLIP, TUBE(C11) .....	1	1		

3

# F-18

# AIR CLEANER

G10



Ref. No.	Part No.	Description	Reqd. QTY		Serial No.	Parts catalogue code
			CBF150M	C		

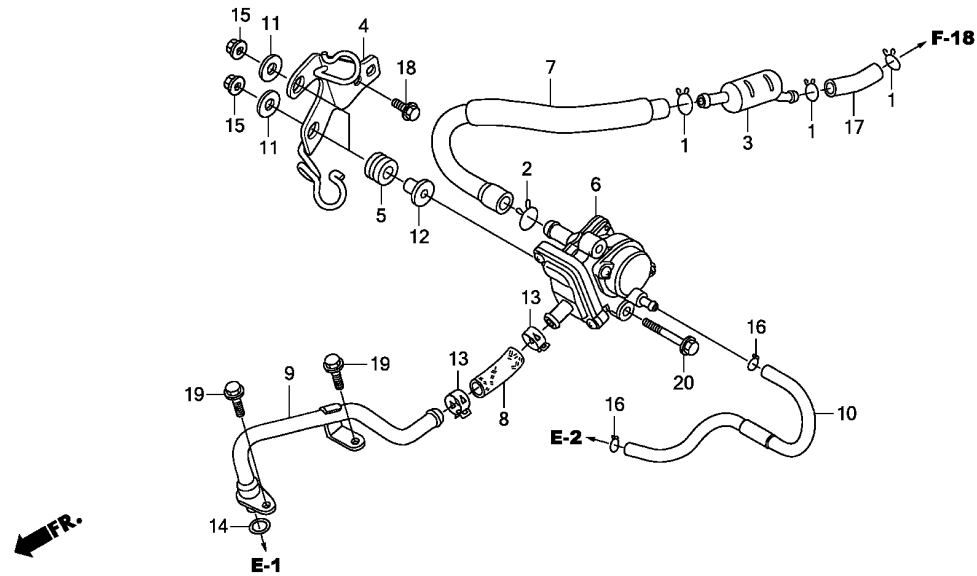
26	95018-54250	BAND, AIR CLEANER CONNECTING TUBE(54)	1	1		
----	-------------	---------------------------------------	---	---	--	--

3

# F-18-1

# AIR SUCTION VALVE

**G11**

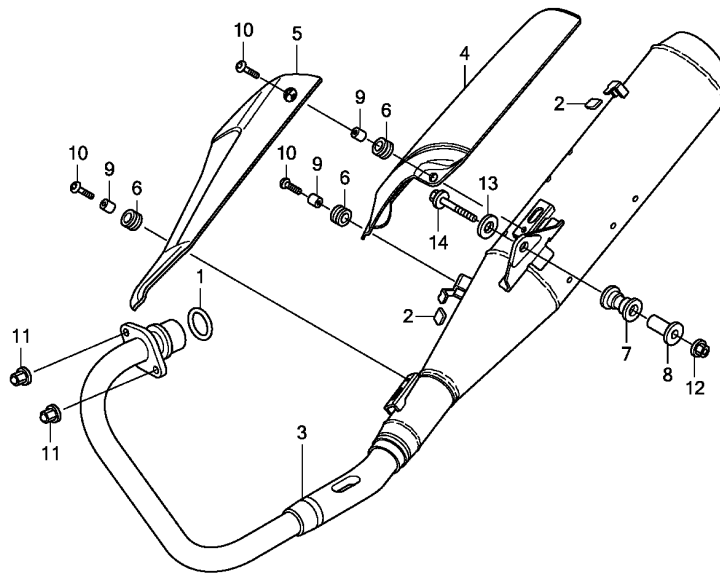


KSP5F1801

Ref. No.	L.O.N.	(Relative ref. Number) Description	F.R.T.
3	3141C1	JOINT, SECONDARY AIR TUBE ....	0.2
6	314130	VALVE, SECONDARY AIR CONTROL .	0.4
9	3111D1	PIPE, SECONDARY AIR .....	0.2

Ref. No.	Part No.	Description	Reqd. QTY		Serial No.	Parts catalogue code
			CBF150M	C		
1	15772-500-013	CLIP, BREATHER TUBE .....	3	3		
2	17316-611-000	CLIP, BREATHER TUBE .....	1	1		
3	17360-KSP-900	RESONATOR, AIR SUCTION VALVE	1	1		
4	17365-KSP-B00	STAY, AIR SUCTION VALVE .....	1	1		
5	17622-GB7-900	RUBBER, CUSHION .....	2	2		
6	18600-KSP-901	VALVE ASSY., AIR SUCTION .....	1	1		
7	18601-KSP-900	TUBE A, AIR SUCTION VALVE ...	1	1		
8	18602-KSP-900	TUBE B, AIR SUCTION VALVE ...	1	1		
9	18640-KSP-B00	PIPE COMP., AIR FEED .....	1	1		
10	18655-KSP-901	TUBE, AIR SUCTION VALVE(PB) .	1	1		
11	90417-KSP-900	WASHER, AIR SUCTION VALVE ...	2	2		
12	90502-KEZ-900	COLLAR, CUSHION RUBBER .....	2	2		
13	90678-MR1-690	CLIP, HOSE .....	2	2		
14	91309-MJ0-003	O-RING, 9.8X2.8(ARAI) .....	1	1		
15	94050-06000	NUT, FLANGE, 6MM .....	2	2		
16	95002-02070	CLIP, TUBE(B7) .....	2	2		
17	95005-80055-20	TUBE, 8X55(95005-80001-20M) .	1	1		
18	95701-06012-07	BOLT, FLANGE, 6X12 .....	1	1		
19	95701-06016-00	BOLT, FLANGE, 6X16 .....	2	2		
20	95701-06030-00	BOLT, FLANGE, 6X30 .....	2	2		

**3**



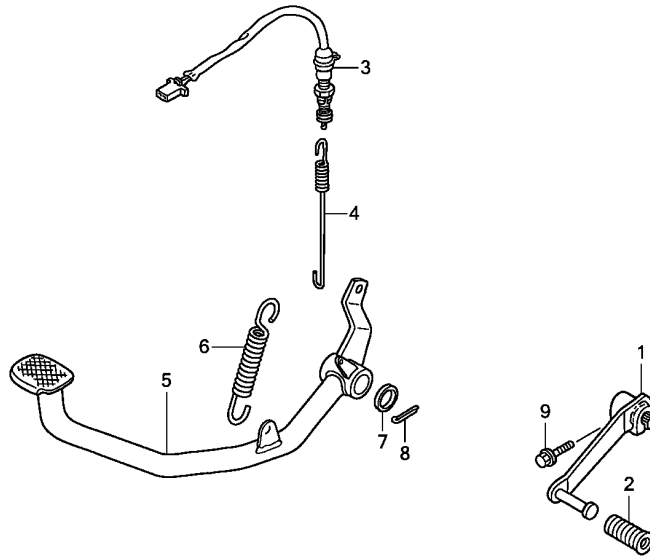
FR.

KSP5F1900A

Ref. No.	L.O.N.	(Relative ref. Number) Description	F.R.T.
1	3131B4	GASKET, EXHAUST PIPE .....	0.2
3	313120	MUFFLER .....	0.3
4	3131D3	COVER, MUFFLER :REAR .....	0.1
5	3131F3	COVER, MUFFLER :UPPER .....	0.1

3

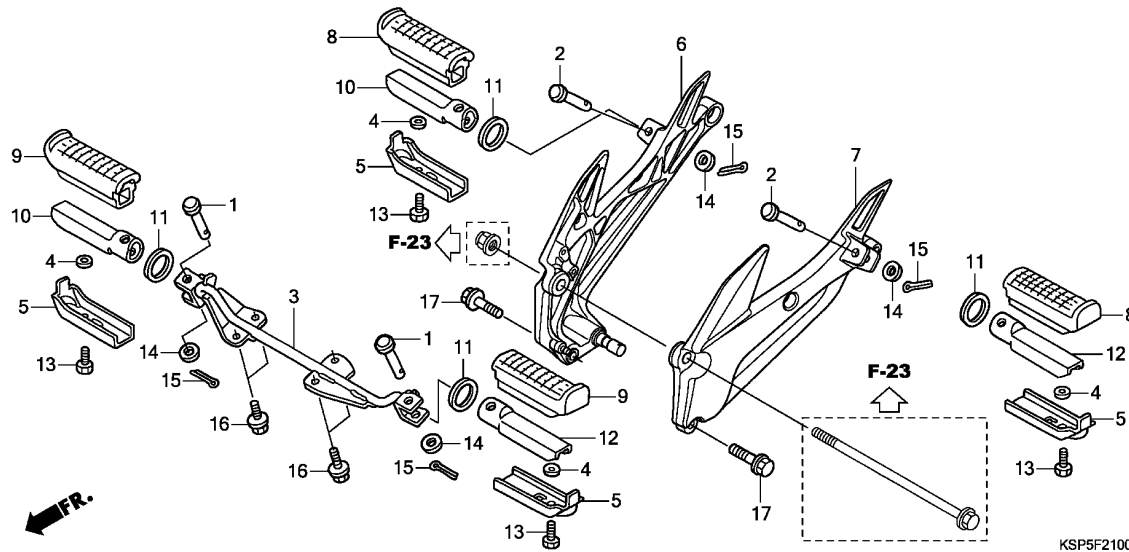
Ref. No.	Part No.	Description	Reqd. QTY		Serial No.	Parts catalogue code
			CBF150M	C		
1	18291-KSP-901	GASKET, EX. PIPE .....	1	1		
2	18293-KPK-900	RUBBER, PROTECTOR PACKING ...	2	2		
3	18300-KSP-B00	MUFFLER COMP., EX. ....	1	1		
4	18311-KSP-B00	COVER A, MUFFLER .....	1	1		
5	18312-KSP-B00	COVER B, MUFFLER .....	1	1		
6	18345-MBT-610	RUBBER, PROTECTOR MOUNTING ..	3	3		
7	18421-438-670	RUBBER, MUFFLER MOUNTING ...	1	1		
8	18442-KRC-900	COLLAR, MUFFLER MOUNTING ....	1	1		
9	33619-459-840	COLLAR, WINKER STAY .....	3	3		
10	90106-MCE-000	SCREW, PAN, 6X12 .....	3	3		
11	90305-KSP-900	NUT, EXHAUST PIPE, 8MM .....	2	2		
12	94050-10000	NUT, FLANGE, 10MM .....	1	1		
13	94103-10000	WASHER, PLAIN, 10MM .....	1	1		
14	95801-10055-00	BOLT, FLANGE, 10X55 .....	1	1		



KSP5F2000

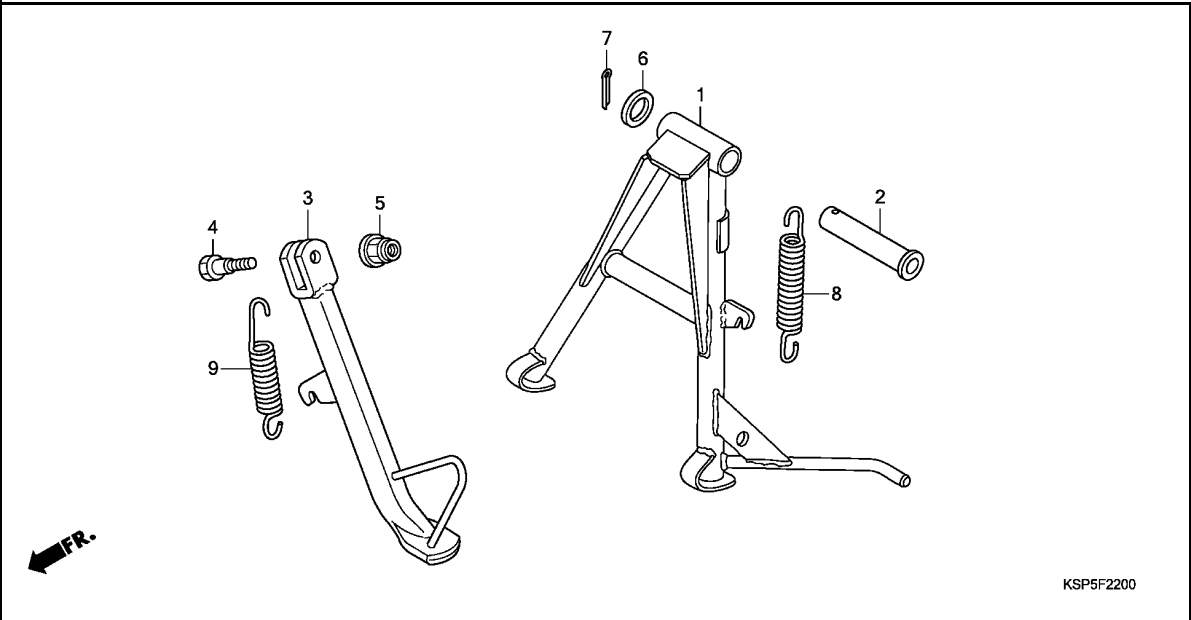
Ref. No.	L.O.N.	(Relative ref. Number) Description	F.R.T.
1	4101A1	PEDAL, GEAR CHANGE .....	0.1
3	6151B5	SWITCH, REAR STOP :PEDAL SIDE	0.3
5	810160	PEDAL, REAR BRAKE .....	0.5

Ref. No.	Part No.	Description	Reqd. QTY		Serial No.	Parts catalogue code
			CBF150M	C		
1	24701-KSP-A70	PEDAL, GEAR CHANGE .....	1	1		
2	24781-KSP-860	RUBBER, CHANGE PEDAL .....	1	1		
3	35350-KSP-B01	SWITCH ASSY., RR. STOP .....	1	1		
4	35357-KSP-900	SPRING, STOP SWITCH .....	1	1		
5	46500-KSP-B00	PEDAL COMP., BRAKE .....	1	1		
6	46514-KN5-670	SPRING, BRAKE PEDAL .....	1	1		
7	90521-028-000	WASHER, 17X22 .....	1	1		
8	94201-30300	PIN, SPLIT, 3.0X30 .....	1	1		
9	96001-06020-00	BOLT, FLANGE, 6X20 .....	1	1		



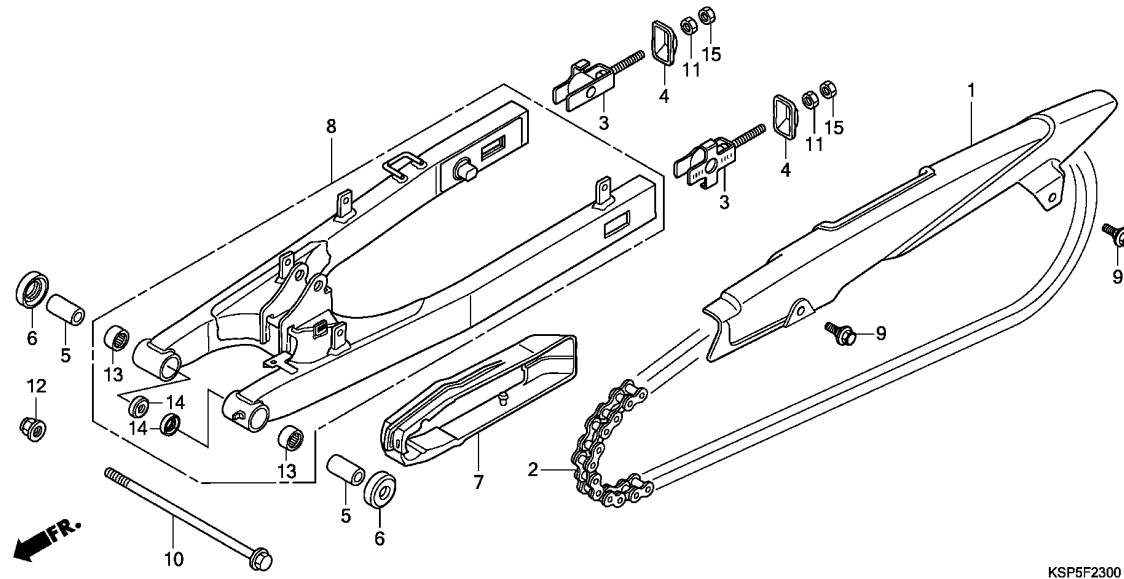
Ref. No.	L.O.N.	(Relative ref. Number) Description	F.R.T.
3	410145	BAR, STEP .....	0.4
6	4101D0	BRACKET, PILLION STEP :RIGHT ..	0.6
7	4101C9	BRACKET, PILLION STEP :LEFT ..	0.3
	4101K4	BRACKET, PILLION STEP :BOTH ..	0.9
10	4101C6	BAR, MAIN STEP :RIGHT .....	0.1
	4101C8	BAR, PILLION STEP :RIGHT .....	0.1
12	4101C5	BAR, MAIN STEP :LEFT .....	0.1
	4101J1	BAR, MAIN STEP :BOTH .....	0.2
	4101C7	BAR, PILLION STEP :LEFT .....	0.1
	4101P4	BAR, PILLION STEP :BOTH .....	0.2

Ref. No.	Part No.	Description	Reqd. QTY		Serial No.	Parts catalogue code
			CBF150M B	C		
1	50602-KSP-900	PIN, MAIN STEP BAR JOINT .....	2	2		
2	50603-KSP-900	PIN, STEP BAR JOINT .....	2	2		
3	50610-KSP-B00	BAR COMP., STEP .....	1	1		
4	50618-KE8-000	COLLAR, 6.5X11X3 .....	4	4		
5	50619-KSP-900	PLATE, STEP LOWER .....	4	4		
6	50630-KSP-B00ZA	HOLDER, R. STEP *NH303M* MAT AXIS GRAY METALLIC	1	1		
7	50640-KSP-B00ZA	HOLDER, L. STEP *NH303M* MAT AXIS GRAY METALLIC	1	1		
8	50661-KFN-850	RUBBER, MAIN STEP .....	2	2		
9	50661-KFN-880	RUBBER, MAIN STEP .....	2	2		
10	50701-KSP-900	BAR, R. MAIN STEP .....	2	2		
11	50715-KSP-910	PLATE, PILLION STEP SIDE .....	4	4		
12	50801-KSP-900	BAR, L. MAIN STEP .....	2	2		
13	92101-06012-0G	BOLT, HEX., 6X12 .....	4	4		
14	94102-08000	WASHER, PLAIN, 8MM .....	4	4		
15	94201-20150	PIN, SPLIT, 2.0X15 .....	4	4		
16	95701-08020-00	BOLT, FLANGE, 8X20 .....	4	4		
17	95701-10025-00	BOLT, FLANGE, 10X25 .....	2	2		



Ref. No.	L.O.N.	(Relative ref. Number) Description	F.R.T.
1	410175	STAND, MAIN .....	0.4
3	410180	BAR, SIDE STAND .....	0.2
8	410176	SPRING, MAIN STAND .....	0.2
9	410182	SPRING, SIDE STAND .....	0.1

Ref. No.	Part No.	Description	Reqd. QTY		Serial No.	Parts catalogue code
			CBF150M B	C		
1	50500-KSP-870	STAND COMP., MAIN .....	1	1		
2	50526-KTE-910	SHAFT, MAIN STAND PIVOT .....	1	1		
3	50530-KSP-B00	BAR COMP., SIDE STAND .....	1	1		
4	90107-GN1-010	SCREW, SIDE STAND PIVOT .....	1	1		
5	90304-KTE-911	NUT, FLANGE SPECIAL, 10MM (SIMMODS MARSHALL)	1	1		
6	90521-028-000	WASHER, 17X22 .....	1	1		
7	94201-30300	PIN, SPLIT, 3.0X30 .....	1	1		
8	95014-71702	SPRING G, MAIN STAND .....	1	1		
9	95014-72102	SPRING A, SIDE STAND .....	1	1		



Ref. No.	L.O.N.	(Relative ref. Number) Description	F.R.T.
1	4101L9	CASE, DRIVE CHAIN :UPPER .....	0.1
2	2131M1	CHAIN, DRIVE(ENDLESS) .....	0.3
7	4101E5	SLIDER, CHAIN .....	0.4
8	5121B0	SWINGARM ASSEMBLY .....	0.8
13	5121C8	BEARING, SWINGARM PIVOT :LEFT	1.0
	5121C9	BEARING, SWINGARM PIVOT :RIGHT	1.0
	5121D0	BEARING, SWINGARM PIVOT :BOTH	1.1

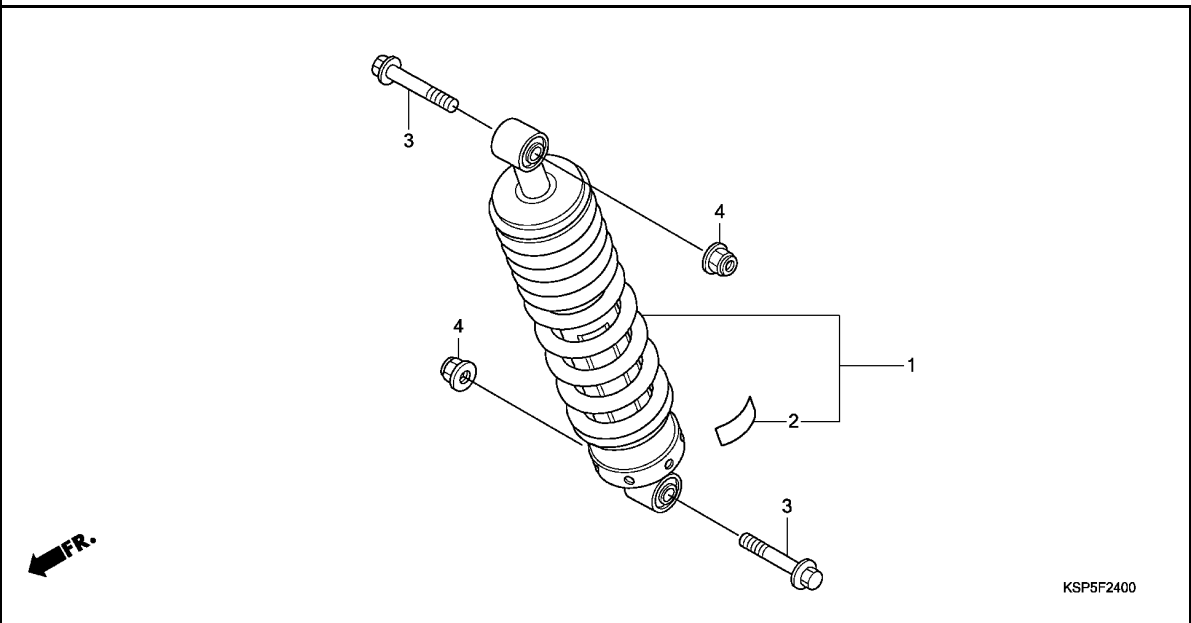
KSP5F2300

Ref. No.	Part No.	Description	Reqd. QTY		Serial No.	Parts catalogue code
			CBF150M	C		
1	40510-KSP-B00	CASE, DRIVE CHAIN .....	1	1		
2	40530-KSP-B01	CHAIN, DRIVE(428H-126)(L.G.B.)	1	1		
3	40543-KSP-B00	ADJUSTER COMP., CHAIN .....	2	2		
4	40546-KSP-B00ZC	CAP, SWINGARM END				
		*NH1*.....BLACK	2	2		
5	52141-KSP-900	COLLAR, SWINGARM PIVOT .....	2	2		
6	52144-GC4-003	DUST SEAL, 31X40.5X7.1(ARAI)	2	2		
7	52170-KSP-B00	SLIDER, CHAIN .....	1	1		
8	52200-KSP-B00	SWINGARM SUB ASSY., RR. ....	1	1		
9	90111-KWF-900	BOLT, FLANGE, 6MM .....	2	2		
10	90121-KSP-900	BOLT, SWINGARM PIVOT .....	1	1		
11	90302-KBP-900	NUT, SPECIAL, 6MM .....	2	2		
12	90305-KVN-901	NUT, FLANGE, 14MM .....	1	1		
	90305-KVN-902	.....	1	1		
13	91071-KSP-901	BEARING, NEEDLE, 20X26X20 ...	2	2		
14	91254-KS6-003	DUST SEAL, 20X26X4.5(ARAI) ..	2	2		
15	94001-06000-0S	NUT, HEX., 6MM .....	2	2		

**F-24**

**REAR CUSHION**

**H 1**



Ref. No.	L.O.N.	(Relative ref. Number) Description	F.R.T.
1	512115	CUSHION ASSY., REAR .....	0.5

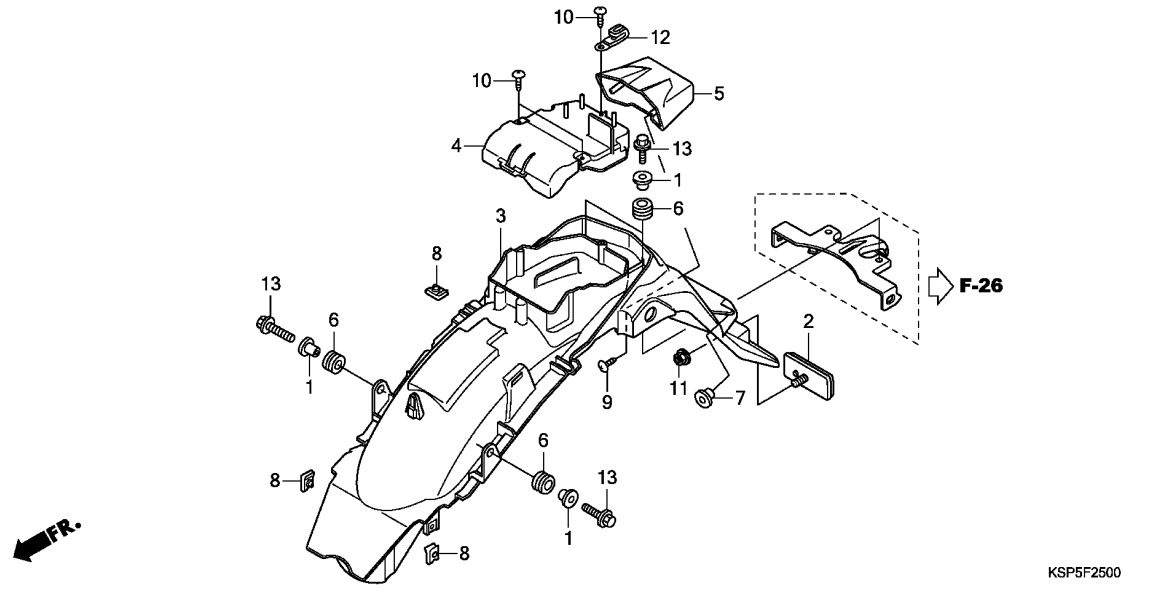
Ref. No.	Part No.	Description	Reqd. QTY		Serial No.	Parts catalogue code
			CBF150M B	C		
1	52400-KSP-B01	CUSHION ASSY., RR. ....	1	1		
2	87516-KSP-861	LABEL, RR. DAMPER .....	1	1		
3	90151-KSP-900	BOLT, FLANGE, 10X48 .....	2	2		
4	90304-KTE-911	NUT, FLANGE SPECIAL, 10MM (SIMMODS MARSHALL)	2	2		

**3**

# F-25

# REAR FENDER

**H 2**

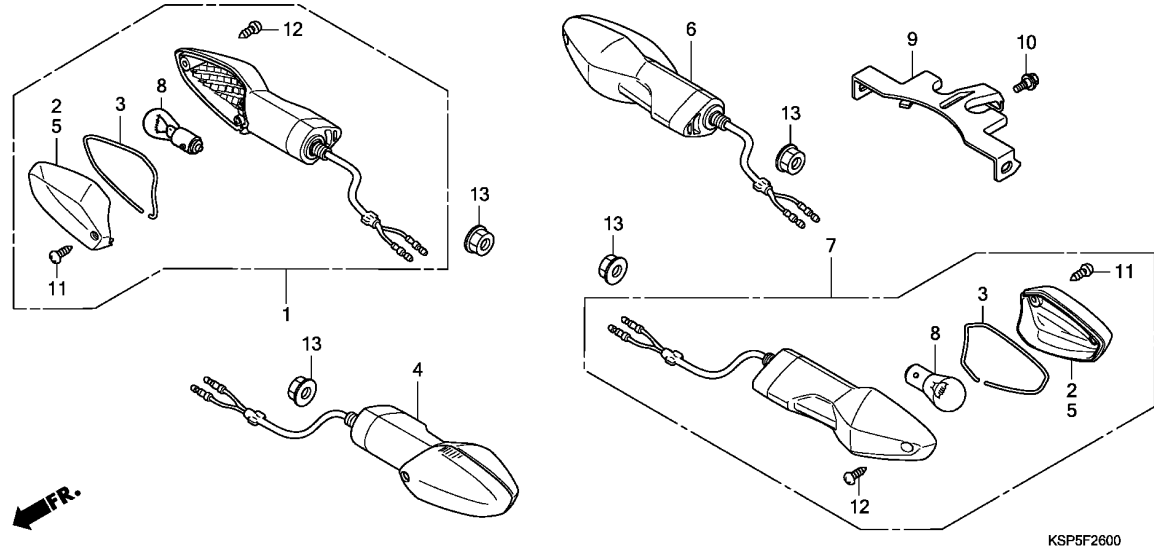


Ref. No.	L.O.N.	(Relative ref. Number) Description	F.R.T.
3	413102	FENDER, REAR .....	0.8
4	4101B1	COVER, TOOL BOX .....	0.7

KSP5F2500

Ref. No.	Part No.	Description	Reqd. QTY		Serial No.	Parts catalogue code
			CBF150M B	C		
1	19052-KV0-000	COLLAR, RADIATOR MOUNTING ...	4	4		
2	33741-KPL-902	REFLECTOR, REFLEX .....	1	1		
3	80100-KSP-B00ZA	FENDER SET, RR.(WL) *TYPE1*	1	1		
4	80102-KSP-B00	COVER, TOOL BOX .....	1	1		
5	80103-KSP-B00	BASE, LICENSE LIGHT .....	1	1		
6	83545-KCJ-690	RUBBER, SIDE COVER .....	4	4		
7	90311-KTE-910	NUT, RR. FENDER .....	2	2		
8	90320-GC3-000	NUT, SPRING, 5MM .....	3	3		
9	93903-24480	SCREW, TAPPING, 4X16 .....	2	2		
10	93903-25220	SCREW, TAPPING, 5X12 .....	3	3		
11	94050-05000	NUT, FLANGE, 5MM .....	1	1		
12	94591-47000	CLIP, 4X70 .....	1	1		
13	95701-06020-00	BOLT, FLANGE, 6X20 .....	4	4		

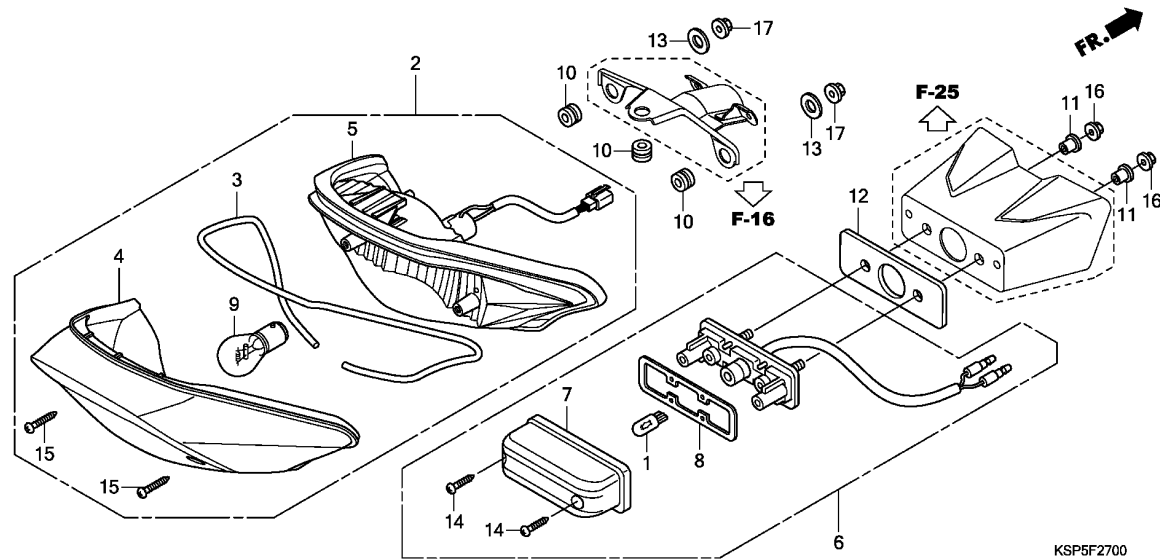
**3**



Ref. No.	L.O.N.	(Relative ref. Number) Description	F.R.T.
1	6161C4	WINKER :RIGHT FRONT .....	0.2
4	6161C3	WINKER :LEFT FRONT .....	0.2
	6161C5	WINKER :BOTH FRONT .....	0.3
6	6161C7	WINKER :RIGHT REAR .....	0.5
7	6161C6	WINKER :LEFT REAR .....	0.5
	6161C8	WINKER :BOTH REAR .....	0.6
8		(2,3,5)	
	616133	BULB, WINKER :FRONT .....	0.1
		.NOTE: Same time for two units	
	616139	BULB, WINKER :REAR .....	0.1
		.NOTE: Same time for two units	
	6161G0	BULB, WINKER :FOR 1 VEHICLE ..	0.2

Ref. No.	Part No.	Description	Reqd. QTY		Serial No.	Parts catalogue code
			CBF150M	C		
1	33400-KSP-B01	WINKER ASSY., R. FR.(12V 21W)	1	1		
2	33402-KWF-901	LENS, R. WINKER .....				
		(R. FR./L. RR.)	2	2		
3	33406-KWF-901	SEAL, GASKET .....	4	4		
4	33450-KSP-B01	WINKER ASSY., L. FR.(12V 21W)	1	1		
5	33452-KWF-901	LENS, L. WINKER .....				
		(L. FR./R. RR.)	2	2		
6	33600-KSP-B01	WINKER ASSY., R. RR.(12V 21W)	1	1		
7	33650-KSP-B01	WINKER ASSY., L. RR.(12V 21W)	1	1		
8	34904-KRY-971	BULB, WINKER LIGHT(PY21W)				
		(AMBER)(12V 21W)	4	4		
9	50186-KSP-B00	STAY, RR. WINKER .....	1	1		
10	90111-162-000	BOLT, FLANGE, 6MM .....	1	1		
11	93903-34310	SCREW, TAPPING, 4X12 .....	4	4		
12	93903-34380	SCREW, TAPPING, 4X12 .....	4	4		
13	94050-10000	NUT, FLANGE, 10MM .....	4	4		

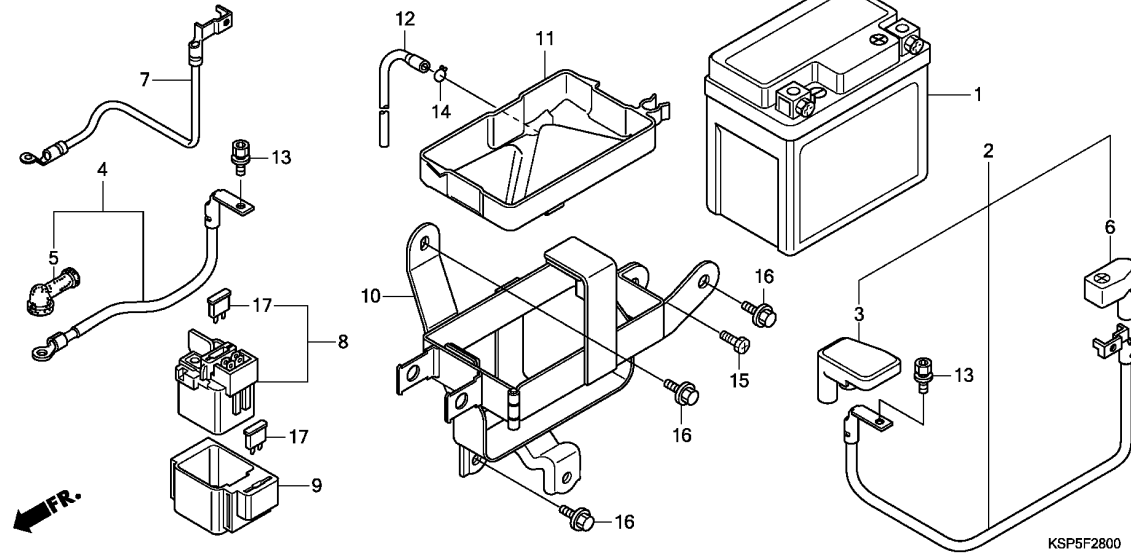




Ref. No.	L.O.N.	(Relative ref. Number) Description	F.R.T.
1		(7,8)	
1	6161F3	BULB, LICENSE LIGHT .....	0.1
2	6161D5	TAILLIGHT UNIT .....	0.4
5	6161E2	BASE, TAILLIGHT .....	0.4
6	6161D8	LIGHT, LICENSE .....	0.5
9		(3,4)	
	6161G1	BULB, TAILLIGHT .....	0.1

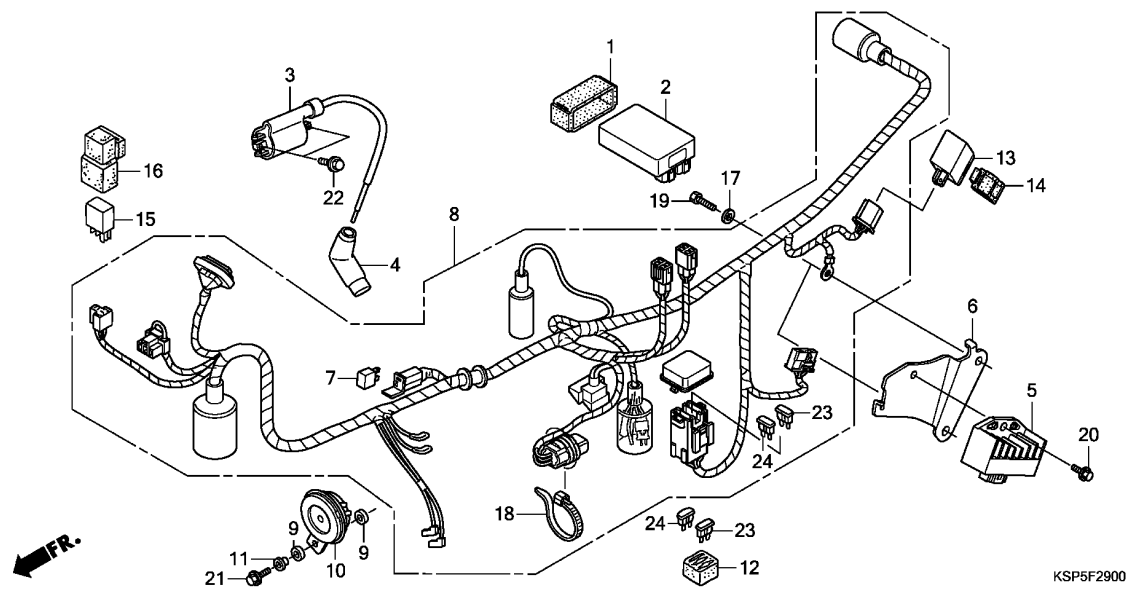
3

Ref. No.	Part No.	Description	Reqd. QTY		Serial No.	Parts catalogue code
			CBF150M B	C		
1	33301-KSP-B00	BULB, WEDGE BASE(T10 12V 5W)	1	1		
2	33700-KSP-B01	TAILLIGHT UNIT .....	1	1		
3	33701-KSP-B01	PACKING .....	1	1		
4	33702-KSP-B01	LENS, TAILLIGHT .....	1	1		
5	33703-KSP-B01	BASE COMP., TAILLIGHT .....	1	1		
6	33720-KSP-B01	LIGHT ASSY., LICENSE(12V 5W)	1	1		
7	33723-KSP-B01	COVER COMP. ....	1	1		
8	33729-KSP-B01	PACKING, LENS .....	1	1		
9	34907-KVN-901	BULB, TAIL & STOP LIGHT (12V 21/5W)	1	1		
10	77209-KAG-900	RUBBER, SEAT STAY MOUNTING ..	3	3		
11	80202-KVE-900	COLLAR, LICENSE LIGHT .....	2	2		
12	80203-KVE-900	RUBBER, LICENSE LIGHT .....	1	1		
13	90563-355-000	WASHER, WHEEL, 6MM .....	2	2		
14	93901-24480	SCREW, TAPPING, 4X16 .....	2	2		
15	93901-24580	SCREW, TAPPING, 4X20 .....	2	2		
16	94050-05000	NUT, FLANGE, 5MM .....	2	2		
17	94050-06000	NUT, FLANGE, 6MM .....	2	2		



Ref. No.	L.O.N.	(Relative ref. Number) Description	F.R.T.
1	610100	BATTERY .....	0.2
2	610105	CABLE, POSITIVE BATTERY .....	0.2
4	612115	CABLE, STARTER MOTOR .....	0.2
7	610110	CABLE, NEGATIVE BATTERY .....	0.2
8	615113	SWITCH, STARTER MAGNETIC .....	0.2
10	4101B0	HOLDER, BATTERY BOX .....	0.4

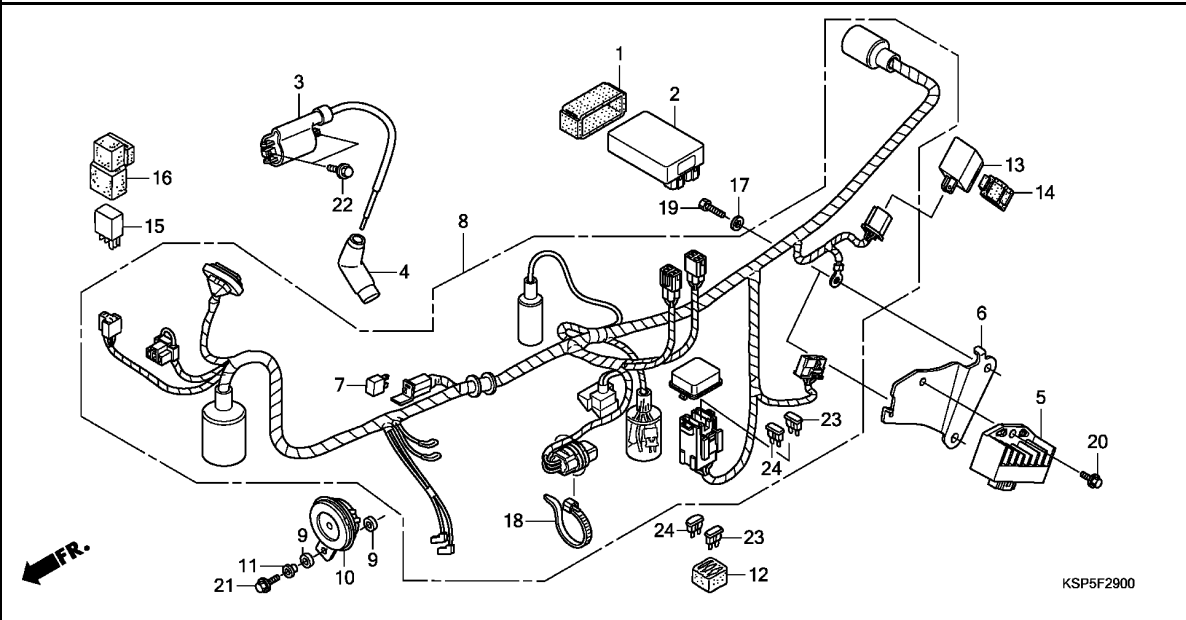
Ref. No.	Part No.	Description	Reqd. QTY		Serial No.	Parts catalogue code
			CBF150M	C		
1	31500-KSP-B01 31500-KRP-981	BATTERY (YTX5L-BS) (TYBC) .....	1	1	----- 2C0,2PE,3C0,3LA,3PE,5LA,C0,LA,PE	
		BATTERY (YTX5L-BS) (TIANJIN YUASA) .....	1	1	----- 2LA,4LA,6LA	
2	32401-KSP-B00	CABLE, STARTER MAGNETIC .....	1	1		
3	32406-KSP-860	COVER, STARTER MAGNETIC .....	1	1		
4	32410-KSP-B00	CABLE, STARTER MOTOR .....	1	1		
5	32411-253-000	COVER, STARTER MOTOR .....	1	1		
6	32417-KSP-B00	COVER, BATTERY TERMINAL .....	1	1		
7	32601-KSP-B00	CABLE, BATTERY EARTH .....	1	1		
8	35850-KEB-620	SWITCH ASSY., STARTER MAGNETIC .....	1	1		
9	35856-KVN-900	RUBBER, SHOCK .....	1	1		
10	50384-KSP-B00	CASE, BATTERY .....	1	1		
11	50385-KSP-B00	TRAY, BATTERY .....	1	1		
12	50388-KTE-910	TUBE, BATTERY TRAY .....	1	1		
13	90111-MR5-000	BOLT, SOCKET, 5X9 .....	2	2		
14	90651-MK3-780	CLIP, TUBE(B12.5) .....	1	1		
15	92301-06012-0A	BOLT, RECESSED, 6X12 .....	1	1		
16	95701-06012-00	BOLT, FLANGE, 6X12 .....	3	3		
17	98200-32000	FUSE, BLADE (20A) .....	2	2		



Ref. No.	L.O.N.	(Relative ref. Number) Description	F.R.T.
2	6141A1	IGNITION CONTROL MODULE	0.4
3	614105	COIL, IGNITION	0.4
5	6131B2	RECTIFIER, REGULATE	0.3
8	611100	HARNESS, WIRE	0.9
10	616169	HORN	0.1
13	6111C3	RELAY, WINKER	0.2
15	6111M4	RELAY, PASSING	0.2

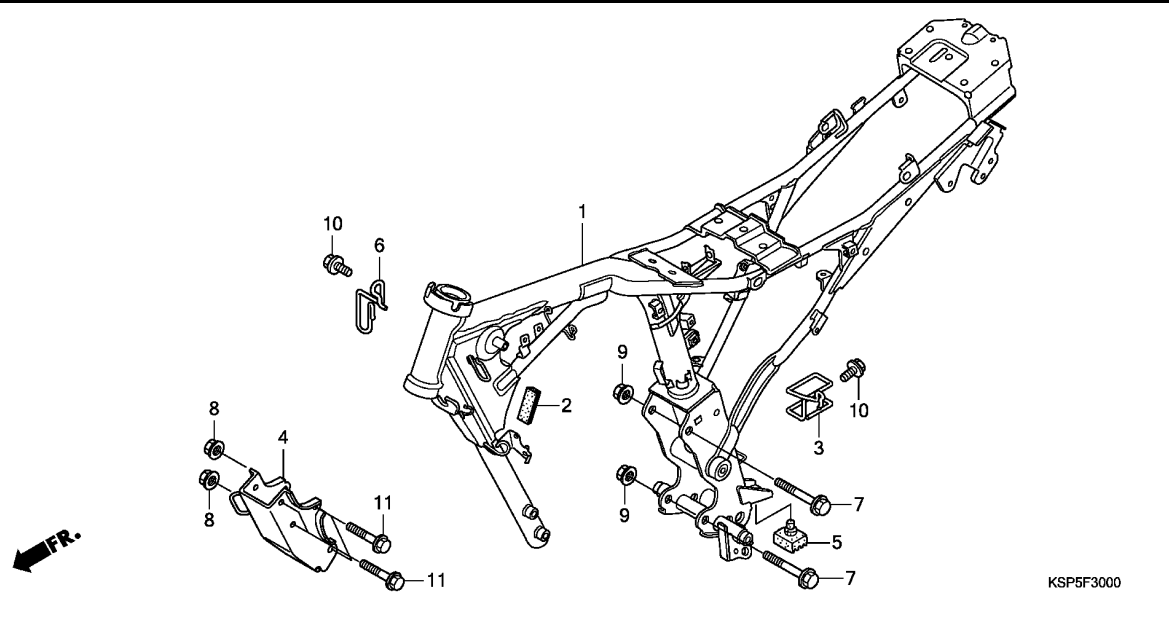
KSP5F2900

Ref. No.	Part No.	Description	Reqd. QTY		Serial No.	Parts catalogue code
			CBF150M B	C		
1	30401-KVE-901	CUSHION, C.D.I. UNIT	1	1		
2	30410-KSP-B01	C.D.I. UNIT	1	1		
3	30500-KSP-B01	COIL ASSY., IGNITION	1	1		
	30500-KSP-B02	COIL ASSY., IGNITION(WINGS)	-	1		
4	30700-KSP-B01	CAP ASSY., NOISE SUPPRESSOR	1	1		
5	31600-KWS-901	RECTIFIER COMP., REGULATOR	1	1		
6	31601-KSP-B00	STAY, REGULATOR	1	1		
7	31700-124-008	RECTIFIER ASSY., SILICON (SHINDENGEN)	1	1		
8	32100-KSP-B00	HARNESS, WIRE	1	-		
	32100-KSP-B50		-	1		
9	33714-KL3-620	RUBBER, TAILLIGHT BRACKET	2	2		
10	38110-KSP-B01	HORN COMP.(HIGH)	1	1		
11	38117-KFE-701	COLLAR, HORN SETTING	1	1		
12	38201-KSP-910	RUBBER, SPARE FUSE SETTING	1	1		
13	38301-KRY-971	RELAY COMP., WINKER	1	1		
14	38306-GE7-000	SUSPENSION, WINKER RELAY	1	1		
15	38502-KSP-910	RELAY COMP., POWER (MICRO ISO 5P)	1	1		
16	38506-KSP-910	SUSPENSION, POWER RELAY	1	1		
17	90417-KSP-900	WASHER, AIR SUCTION VALVE	2	2		
18	91551-PNA-003	BAND, WIRE HARNESS(BLACK) (172MM)	1	1		
19	92101-06014-0A	BOLT, HEX., 6X14	2	2		
20	95701-06012-00	BOLT, FLANGE, 6X12	1	1		



Ref. No.	Part No.	Description	Reqd. QTY		Serial No.	Parts catalogue code
			CBF150M			

21	95701-06020-08	BOLT, FLANGE, 6X20	1	1		
22	96001-06020-00	BOLT, FLANGE, 6X20	2	2		
23	98200-31000	FUSE, BLADE (10A)	2	2		
24	98200-31500	FUSE, BLADE (15A)	2	2		

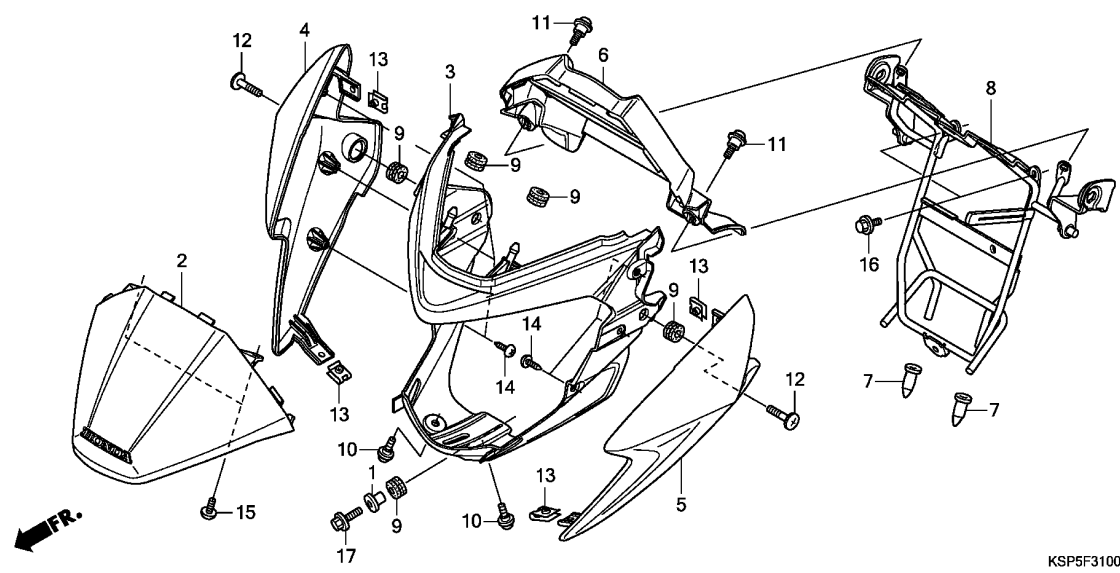


Ref. No.	L.O.N.	(Relative ref. Number) Description	F.R.T.
1	410100	BODY, FRAME ..... .INCLUDES: Engine removal and installation	5.5
4	4101N0	PLATE, FRONT ENGINE HANGER ...	0.2

KSP5F3000



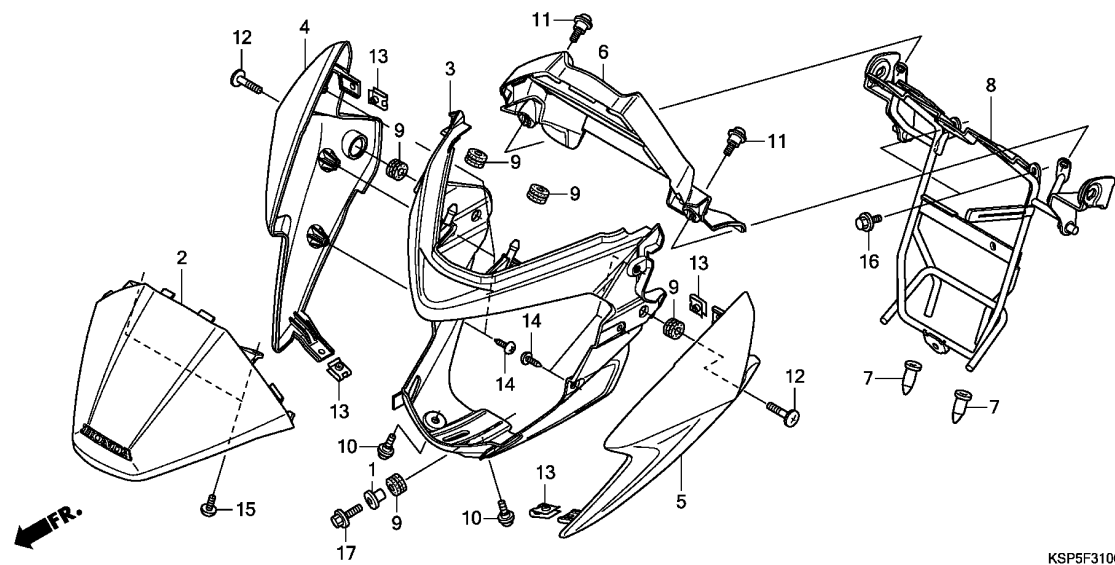
Ref. No.	Part No.	Description	Reqd. QTY		Serial No.	Parts catalogue code
			CBF150M B	C		
1	50100-KSP-B00	BODY COMP., FRAME .....	1	-		
	50100-KSP-B50	.....	-	1		
2	50199-KSP-B00	RUBBER, STIFFENER .....	1	1		
3	50296-KSP-860	GUIDE, DRAIN HOSE .....	1	1		
4	50351-KSP-B00	PLATE, FR. ENGINE HANGER ....	1	1		
5	50505-KSP-900	RUBBER, STAND STOPPER .....	1	1		
6	50722-KSP-B00	GUIDE, MAIN HARNESS .....	1	1		
7	90019-399-010	BOLT, FLANGE, 10X110 .....	2	2		
8	94050-08000	NUT, FLANGE, 8MM .....	4	4		
9	94050-10000	NUT, FLANGE, 10MM .....	2	2		
10	95701-06012-07	BOLT, FLANGE, 6X12 .....	2	2		
11	95801-08085-00	BOLT, FLANGE, 8X85 .....	4	4		



KSP5F3100

Ref. No.	L.O.N.	(Relative ref. Number) Description	F.R.T.
2	8121J2	COVER A, METER .....	0.2
3	4111L3	COWL, FRONT CENTER .....	0.3
4	4111L5	COWL, FRONT :RIGHT .....	0.2
5	4111L4	COWL, FRONT :LEFT .....	0.2
	4111L6	COWL, FRONT :BOTH .....	0.3
6	8121J3	COVER B, METER .....	0.2
8	411105	STAY, FRONT COVER .....	0.5

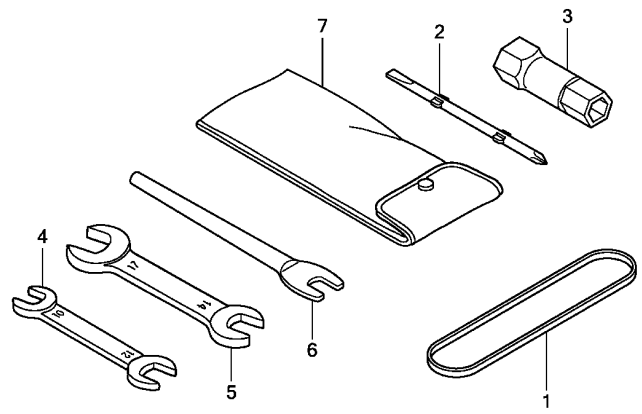
Ref. No.	Part No.	Description	Reqd. QTY		Serial No.	Parts catalogue code
			CBF150M B	C		
1	19052-KV0-000	COLLAR, RADIATOR MOUNTING ...	1	1		
2	61300-KSP-B00ZA	COVER SET A, METER(WL) *NH105*...MAT BLACK (#15-#20)	1	1		
3	61301-KSP-B00ZA	COWL, FR. CENTER *NH105*...MAT BLACK (#15-#20)	1	1		
4	61302-KSP-B00ZA	COWL, R. FR. SIDE *NHA84P*PEARL NIGHTSTAR BLACK	1	1	-----	2C0,2LA,2PE,3LA,4LA,CO,LA,PE
	61302-KSP-B00ZC	*R320P*...PEARL SIENA RED	1	1	-----	2C0,2LA,2PE,3LA,4LA,CO,LA,PE
	61302-KSP-B00ZB	*NHA95M*SWORD SILVER METALLIC	1	-		
	61302-KSP-B00ZG	*NH1*...BLACK	-	1	-----	3C0,3PE,5LA,6LA
5	61303-KSP-B00ZA	COWL, L. FR. SIDE *NHA84P*PEARL NIGHTSTAR BLACK	1	1	-----	2C0,2LA,2PE,3LA,4LA,CO,LA,PE
	61303-KSP-B00ZC	*R320P*...PEARL SIENA RED	1	1	-----	2C0,2LA,2PE,3LA,4LA,CO,LA,PE
	61303-KSP-B00ZB	*NHA95M*SWORD SILVER METALLIC	1	-		
	61303-KSP-B00ZG	*NH1*...BLACK	-	1	-----	3C0,3PE,5LA,6LA
6	61305-KSP-B00ZA	COVER B, METER *NH105*...MAT BLACK (#15-#20)	1	1		
7	61312-KCT-690	BOOT, HEADLIGHT STAY .....	2	2		
8	61312-KSP-C20	STAY COMP., FR. COWL .....	1	1		
9	83545-KCJ-690	RUBBER, SIDE COVER .....	5	5		
10	90101-GEO-000	SCREW, HINGE PATCH .....	2	2		
11	90102-GB2-720	SCREW, PAN, 5X16 .....	2	2		
12	90105-KVN-900	BOLT, SPECIAL, 6X22 .....	2	2		
13	90320-GC3-000	NUT, SPRING, 5MM .....	4	4		
14	93903-24380	SCREW, TAPPING, 4X12 .....	6	6		
15	93903-25220	SCREW, TAPPING, 5X12 .....	2	2		



KSP5F3100

Ref. No.	Part No.	Description	Reqd. QTY		Serial No.	Parts catalogue code
			CBF150M	B		

16	95701-06012-00	BOLT, FLANGE, 6X12 .....	2	2		
17	95701-06020-07	BOLT, FLANGE, 6X20 .....	1	1		



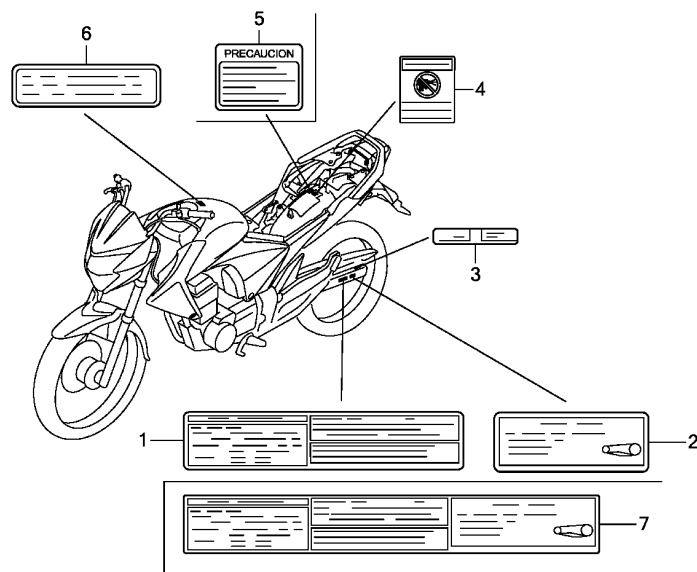
KSP5F3200

Ref. L.O.N. (Relative ref. Number) F.R.T.  
No. Description

NO INFORMATION .....

Ref. No.	Part No.	Description	Reqd. QTY		Serial No.	Parts catalogue code
			CBF150M B	C		
1	89011-KSP-861	BAND, TOOL SETTING .....	1	1		
2	89102-KTE-910	DRIVER, SCREW(NO.2 + -) .....	1	1		
3	89216-KTE-910	WRENCH, SPARK PLUG .....	1	1		
4	89225-KPL-900	SPANNER, 10X12 .....	1	1		
5	89233-KSP-900	SPANNER, 14X17 .....	1	1		
6	99005-02000	BAR B, HANDLE .....	1	1		
7	99008-01600	BAG, TOOL, 160MM .....	1	1		



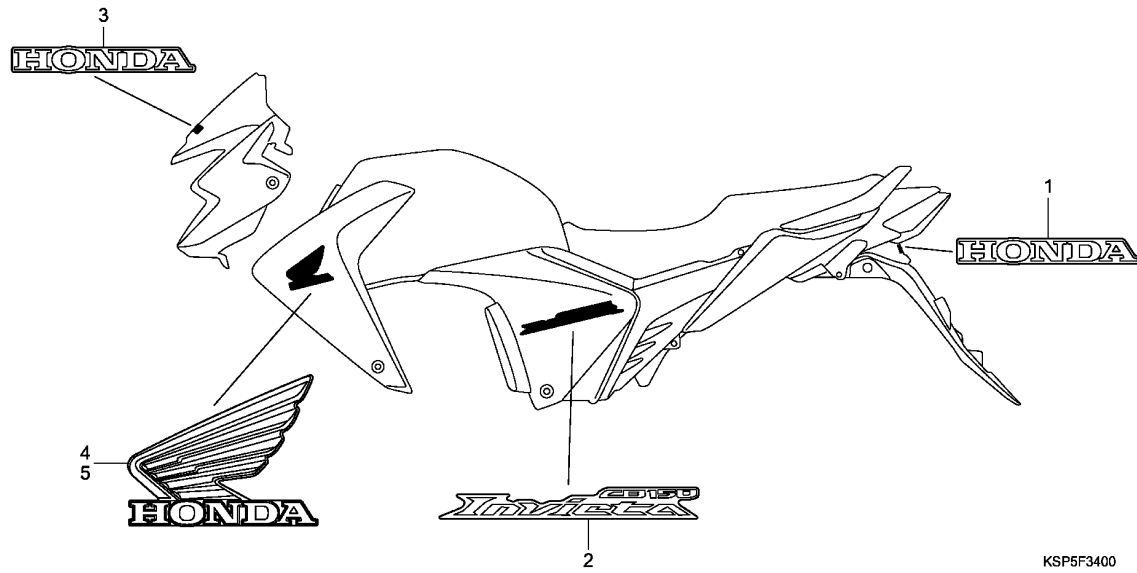


KSP5F3300A

Ref. L.O.N. (Relative ref. Number) F.R.T.  
No. Description

NO INFORMATION .....

Ref. No.	Part No.	Description	Reqd. QTY		Serial No.	Parts catalogue code
			CBF150M B	C		
1	87505-KSP-C20	LABEL, TIRE (SPANISH) .....	1	1	-----	2CO,2PE,3CO,3LA,3PE,5LA,CO,LA,PE
	87505-KSP-B00	LABEL, TIRE .....	1	-	-----	2LA
2	87507-MFJ-M00	LABEL, DRIVE CHAIN (SPANISH) -	1	1	-----	2CO,2PE,3CO,3LA,3PE,5LA,CO,LA,PE
	87507-MBB-D60	LABEL, DRIVE CHAIN .....	1	-	-----	2LA
3	87508-MEL-660	LABEL, CHAIN ADJUSTER (SPANISH)	1	1	-----	2CO,2PE,3CO,3LA,3PE,5LA,CO,LA,PE
	87508-MEL-640	LABEL, CHAIN ADJUSTER .....	1	1	-----	2LA,4LA,6LA
4	87509-KWS-840	LABEL, AIR CLEANER ELEMENT				
		NOTICE (SPANISH)	1	1	-----	2CO,2PE,3CO,3LA,3PE,5LA,CO,LA,PE
	87509-KWP-900	LABEL, AIR CLEANER ELEMENT				
		NOTICE	1	1	-----	2LA,4LA,6LA
5	87517-KWS-840	LABEL, AIR INTAKE CAUTION				
		(SPANISH)	1	1	-----	2CO,2PE,3CO,3LA,3PE,5LA,CO,LA,PE
6	87560-MAK-690	LABEL, DRIVE (SPANISH) .....	1	1	-----	2CO,2PE,3CO,3LA,3PE,5LA,CO,LA,PE
	87560-MZO-670	LABEL, DRIVE .....	1	1	-----	2LA,4LA,6LA
7	87505-KSP-B50	LABEL, TIRE & DRIVE CHAIN ...	-	1	-----	4LA,6LA

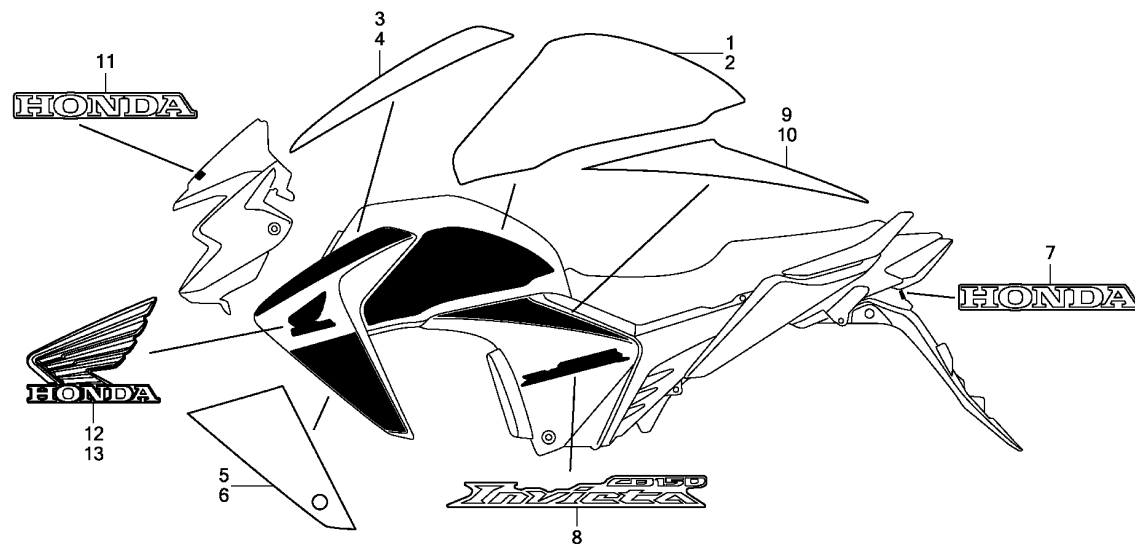


KSP5F3400

Ref. L.O.N. (Relative ref. Number) F.R.T.  
No. Description

NO INFORMATION .....

Ref. No.	Part No.	Description	Reqd. QTY		Serial No.	Parts catalogue code
			CBF150M			
			B	C		
1	86801-KSP-B00ZA	MARK, HONDA(70MM) *TYPE1*	1	-		
2	86831-KSP-C20ZA	MARK A, SIDE COVER *TYPE1*	2	-		
	86831-KSP-C20ZB	*TYPE2*	2	-		
	86831-KSP-C20ZC	*TYPE3*	2	-		
3	87150-KSP-B00ZA	MARK, HONDA(70MM) *TYPE1*	1	-		
4	87521-KSP-B00	EMBLEM, R. SHROUD	1	-		
5	87522-KSP-B00	EMBLEM, L. SHROUD	1	-		



KSP5F3401

Ref. No. L.O.N. (Relative ref. Number) Description F.R.T.

NO INFORMATION .....

Ref. No.	Part No.	Description	Reqd. QTY		Serial No.	Parts catalogue code
			CBF150M B	C		
1	86171-KSP-B60ZA	STRIPE, R. FUEL TANK *TYPE2*	-	1	----- 3C0,3PE,5LA,6LA	
2	86172-KSP-B60ZA	STRIPE, L. FUEL TANK *TYPE2*	-	1	----- 3C0,3PE,5LA,6LA	
3	86501-KSP-B60ZA	STRIPE A, R. SHROUD *TYPE2*	-	1	----- 3C0,3PE,5LA,6LA	
4	86502-KSP-B60ZA	STRIPE A, L. SHROUD *TYPE2*	-	1	----- 3C0,3PE,5LA,6LA	
5	86503-KSP-B60ZA	STRIPE B, R. SHROUD *TYPE2*	-	1	----- 3C0,3PE,5LA,6LA	
6	86504-KSP-B60ZA	STRIPE B, L. SHROUD *TYPE2*	-	1	----- 3C0,3PE,5LA,6LA	
7	86801-KSP-B00ZA	MARK, HONDA(70MM) *TYPE1*	-	1		
8	86831-KSP-C20ZA	MARK A, SIDE COVER *TYPE1*	-	2	----- 2C0,2PE,3LA,4LA	
	86831-KSP-C20ZC	*TYPE3*	-	2	----- 2C0,2PE,3LA,4LA	
	86831-KSP-E40ZA	MARK, SIDE COVER A *TYPE1*	-	2	----- 3C0,3PE,5LA,6LA	
9	86832-KSP-B60ZA	STRIPE A, R. SIDE COVER *TYPE2*	-	1	----- 3C0,3PE,5LA,6LA	
10	86833-KSP-B60ZA	STRIPE A, L. SIDE COVER *TYPE2*	-	1	----- 3C0,3PE,5LA,6LA	
11	87150-KSP-B00ZA	MARK, HONDA(70MM) *TYPE1*	-	1		
12	87521-KSP-B00	EMBLEM, R. SHROUD	-	1		
13	87522-KSP-B00	EMBLEM, L. SHROUD	-	1		







# PART NO. INDEX

Part Number	Address	Page	Ref.	Part Number	Address	Page	Ref.	Part Number	Address	Page	Ref.	Part Number	Address	Page	Ref.
91305-KRM-840	D9	38	9	94050-06000	F4	52	25	95701-06030-00	G11	75	20				
91306-KRM-840	D4	33	10		F6	54	20	95701-06035-00	D8	37	17				
91307-KRM-840	D6	35	9		G5	69	34	95701-06040-00	D13	42	16				
91309-425-003	D12	41	8		G11	75	15	95701-06045-00	D13	42	17				
91309-MJO-003	G11	75	14		H4	84	17	95701-06070-00	D13	42	18				
91320-MBO-000	D12	41	9	94050-06080	F16	64	24	95701-08020-00	G6	70	12				
91352-KSP-900	G3	67	18	94050-08000	H8	88	8		G14	78	16				
91356-KAG-901	F11	59	18	94050-10000	G12	76	12	95701-08025-08	G5	69	40				
91406-KFN-850	G9	73	20		H3	83	13	95701-08035-07	F9	57	8				
91551-PNA-003	H6	86	18		H8	88	9	95701-08040-00	F8	56	19				
				94101-04700	E3	48	30	95701-10025-00	G14	78	17				
92000				94102-08000	G14	78	14	95801-06105-00	D2	31	20				
				94103-10000	G12	76	13	95801-08085-00	H8	88	11				
92101-06012-0G	G14	78	13	94109-12000	D13	42	14	95801-10055-00	G12	76	14				
92101-06014-0A	H6	86	19	94201-20150	F16	64	25								
92301-06012-0A	H5	85	15		G14	78	15	96000							
92915-10025-0E	G3	67	19	94201-30300	G13	77	8								
					G15	79	7	96001-06012-00	D1	30	10				
93000				94251-08000	D8	37	16		F5	53	24				
				94302-06100	D2	31	17		F6	54	21				
93500-04008-1H	E2	47	25	94303-06100	D2	31	17		F14	62	17				
93500-04012-0H	E3	48	26	94305-30102	D6	35	10	96001-06016-00	D10	39	6				
93500-04016-0G	G9	73	21	94510-14000	E1	46	18	96001-06018-00	D13	42	19				
93500-04025-0G	E3	48	27	94591-47000	H2	82	12	96001-06020-00	D13	42	20				
93500-05012-1H	E3	48	28	94601-14000	D14	43	10		G13	77	9				
93600-04012-1G	F6	54	18						H7	87	22				
93600-04045-1G	F15	63	21	95000				96001-06022-00	D4	33	12				
93700-05012-0A	D8	37	15						D10	39	7				
93892-05012-18	E3	48	29	95002-02070	G11	75	16		F10	58	5				
93892-05020-07	F3	51	21	95002-02080	G5	69	35	96001-06022-07	F4	52	26				
93892-05025-07	F4	52	22	95002-02089	E3	48	31		F6	54	22				
93892-05035-07	F4	52	23	95002-02100	G5	69	36	96001-06030-00	D6	35	11				
93892-05045-07	F4	52	24	95002-02120	G5	69	37		D9	38	10				
93893-04012-17	F6	54	19	95002-02130	G5	69	38	96001-06032-00	F10	58	6				
	F15	63	22	95002-70000	G9	73	25	96001-06035-00	D9	38	11				
93893-05016-00	G9	73	22	95005-45480-50	E3	48	32	96001-06040-00	D6	35	12				
93901-24480	H4	84	14	95005-80055-20	G11	75	17	96001-06045-00	D9	38	12				
93901-24580	H4	84	15	95014-71702	G15	79	8	96100-60030-00	D7	36	15				
93901-34120	D8	37	11	95014-72102	G15	79	9	96150-60040-10	G3	67	20				
93903-24380	G5	69	33	95015-54000	F16	64	26	96150-63010-10	F14	62	14				
	G7	71	12	95018-54250	G10	74	26	96150-63020-10	G3	67	21				
	G8	72	11	95701-06012-00	G6	70	11	96220-30085	E1	46	19				
	H9	89	14		H5	85	16	96600-08020-00	F8	56	20				
93903-24480	H2	82	9		H6	86	20								
93903-25210	F8	56	18		H10	90	16	98000							
	G9	73	23	95701-06012-07	G5	69	39								
93903-25220	H2	82	10		G11	75	18	98200-31000	H7	87	23				
	H9	89	15		H8	88	10	98200-31500	H7	87	24				
93903-25480	G9	73	24	95701-06012-08	G7	71	13	98200-32000	H5	85	17				
93903-34310	H3	83	11	95701-06014-00	D2	31	19								
93903-34380	H3	83	12	95701-06016-00	D4	33	11	99000							
					D13	42	15								
94000					G11	75	19	99005-02000	H11	91	6				
				95701-06020-00	G7	71	14	99008-01600	H11	91	7				
94001-06000-0S	F2	50	11		H2	82	13	99101-MAZ-1150	E3	48	33				
	G16	80	15	95701-06020-07	H10	90	17								
94002-08000-0S	F15	63	23	95701-06020-08	H7	87	21								
94050-05000	H2	82	11	95701-06022-00	D12	41	10								
	H4	84	16	95701-06022-08	F16	64	27								



# PART NAME INDEX

J 2

Part name	Address	Page	Ref.	Part name	Address	Page	Ref.	Part name	Address	Page	Ref.
CAMSHAFT COMP. ....	D3	32	2	CLIP, TUBE .....	G9	73	19	COVER, TOOL BOX .....	H2	82	4
CAP .....	F2	50	4				25	COWL, FR. CENTER .....	H9	89	3
CAP ASSY., NOISE SUPPRESSOR ..	H6	86	4		G11	75	16	COWL, L. FR. SIDE .....	H9	89	5
CAP COMP., FUEL FILLER .....	G4	68	16		H5	85	14	COWL, L. RR. ....	G7	71	3
CAP, 14MM .....	D9	38	5	CLIP, VALVE GUIDE .....	D2	31	6	COWL, RR. CENTER .....	G7	71	4
CAP, 32MM .....	D9	38	6	CLUTCH ASSY., ONE WAY .....	D11	40	2	COWL, R. FR. SIDE .....	H9	89	4
CAP, BLEEDER .....	F12	60	12	COCK ASSY., FUEL .....	G4	68	2	COWL, R. RR. ....	G7	71	2
	F13	61	4	COIL ASSY., IGNITION .....	H6	86	3	CRANKCASE COMP., L. ....	D13	42	3
	G1	65	9	COLLAR A, FR. FENDER .....	F10	58	3	CRANKCASE COMP., R. ....	D13	42	1
CAP, CHANGE SWITCH CONTACT ...	E1	46	12	COLLAR, 10MM .....	D1	30	5	CRANKSHAFT COMP. ....	D14	43	1
CAP, LOCK NUT .....	F3	51	15	COLLAR, 20MM .....	D15	44	6	CUP COMP., OIL .....	F15	63	7
	F4	52	27	COLLAR, 6.5X11X3 .....	G14	78	4	CUP SET, FUEL STRAINER .....	G4	68	4
CAP, MASTER CYLINDER .....	F5	53	7	COLLAR, CARRIER .....	G6	70	9	CUSHION ASSY., RR. ....	H1	81	1
	F6	54	8	COLLAR, CUSHION RUBBER .....	G11	75	12	CUSHION, C.D.I. UNIT .....	H6	86	1
	F15	63	9	COLLAR, FR. AXLE DISTANCE .....	F14	62	4	CUSHION, FR. FUEL TANK .....	G4	68	14
CAP, OIL FILTER ROTOR .....	D8	37	7	COLLAR, FR. WHEEL SIDE .....	F14	62	3	CUSHION, FUEL TANK RR. ....	G4	68	15
CAP, SWINGARM END .....	G16	80	4	COLLAR, FUEL TANK MOUNTING ...	G5	69	31	CYLINDER COMP. ....	D5	34	1
CARBURETOR ASSY. ....	E2	47	12	COLLAR, HORN SETTING .....	H6	86	11	CYLINDER SET, MASTER .....	F5	53	15
CASE ASSY., UNDER .....	F2	50	8	COLLAR, LICENSE LIGHT .....	H4	84	11		F6	54	12
CASE ASSY., UPPER .....	F2	50	7	COLLAR, MUFFLER MOUNTING .....	G12	76	8	CYLINDER SUB ASSY., FR. BRAKE			
CASE COMP., L. FR. BOTTOM ....	F11	59	12	COLLAR, RADIATOR MOUNTING .....	G4	68	18	MASTER	F5	53	6
CASE COMP., R. FR. BOTTOM ....	F11	59	6		G7	71	1		F6	54	6
CASE SUB ASSY., AIR CLEANER ..	G9	73	8		G8	72	1	CYLINDER SUB ASSY., RR. MASTER	F15	63	6
CASE, BATTERY .....	H5	85	10		H2	82	1	C.D.I. UNIT .....	H6	86	2
CASE, DRIVE CHAIN .....	G16	80	1		H9	89	1				
CENTER, CLUTCH .....	D7	36	3	COLLAR, RR. AXLE DISTANCE .....	G2	66	8				
CHAIN, CAM .....	D4	33	2	COLLAR, RR. BRAKE SIDE .....	G2	66	6	[ D ]			
CHAIN, DRIVE .....	G16	80	2	COLLAR, RR. WHEEL SIDE .....	G2	66	5	DAMPER SET, WHEEL .....	G2	66	1
CHAMBER SET, FLOAT .....	E2	47	4	COLLAR, R. CRANKSHAFT .....	D14	43	5	DIAPHRAGM .....	F5	53	11
CIRCLIP .....	F5	53	23	COLLAR, STARTER REDUCTION .....	D11	40	5		F6	54	10
	F6	54	17	COLLAR, SWINGARM PIVOT .....	G16	80	5		F15	63	13
	F15	63	15	COLLAR, WINKER STAY .....	G12	76	9	DISK, CLUTCH FRICTION .....	D7	36	4
CIRCLIP, EXTERNAL, 14MM .....	E1	46	18	CONNECTOR, MASTER CYLINDER ...	F15	63	4				5
CIRCLIP, EXTERNAL, 17MM .....	D15	44	22	COTTER, VALVE .....	D3	32	11	DISK, FR. BRAKE .....	F14	62	11
CLAMPER A, FR. BRAKE HOSE ....	F5	53	4	COUNTERSHAFT COMP. ....	D15	44	2	DISK, RR. BRAKE .....	G2	66	12
	F6	54	4	COVER A, MUFFLER .....	G12	76	4	DOWEL PIN, 10X12 .....	D2	31	16
CLAMPER A, SPEEDOMETER CORD ..	F14	62	9	COVER B, L. SIDE .....	G8	72	7		D5	34	3
CLAMPER B, RR. BRAKE HOSE ....	F15	63	2	COVER B, METER .....	H9	89	6	DOWEL PIN, 6X10 .....	D2	31	17
CLAMPER B, SPEEDOMETER CORD ..	F14	62	10	COVER B, MUFFLER .....	G12	76	5	DOWEL PIN, 8X14 .....	D1	30	9
CLAMPER, A.C. GENERATOR CORD .	D10	39	3	COVER B, R. SIDE .....	G8	72	5		D6	35	7
CLAMPER, RR. BRAKE HOSE .....	F5	53	2	COVER COMP. ....	H4	84	7		D8	37	14
	F6	54	2	COVER COMP., CYLINDER HEAD ...	D1	30	1		D9	38	7
	F15	63	1	COVER COMP., L. RR. ....	D9	38	2		D13	42	11
CLAMP, MASTER CYLINDER OIL				COVER COMP., R. CRANKCASE ...	D6	35	1	DRIVER, SCREW .....	H11	91	2
HOSE	F15	63	10	COVER SET A, L. SIDE .....	G8	72	8	DRUM, GEARSHIFT .....	E1	46	5
CLAMP, TUBE .....	G9	73	20	COVER SET A, METER .....	H9	89	2	DUCT, AIR CLEANER .....	G9	73	6
CLIP, 4X70 .....	H2	82	12	COVER SET A, R. SIDE .....	G8	72	2	DUST SEAL, 20X26X4.5 .....	G16	80	14
CLIP, BREATHER TUBE .....	G11	75	1	COVER SET, L. SIDE .....	G8	72	8	DUST SEAL, 21X37X7 .....	F14	62	15
			2	COVER SET, R. SIDE .....	G8	72	2	DUST SEAL, 31X40.5X7.1 .....	G16	80	6
CLIP, HANGER PIN .....	F12	60	3	COVER SUB ASSY., AIR CLEANER ..	G9	73	13	DUST SEAL, 40X50X5 .....	F14	62	16
CLIP, HEADLIGHT .....	F1	49	5	COVER, AIR CLEANER DUCT .....	G9	73	11	DUST SEAL, STEERING HEAD .....	F9	57	5
CLIP, HOSE .....	G11	75	13	COVER, BATTERY TERMINAL .....	H5	85	6				
CLIP, PISTON PIN, 14MM .....	D14	43	10	COVER, COMBINATION SWITCH .....	F7	55	4	[ E ]			
CLIP, TUBE .....	E3	48	31	COVER, L. CRANKCASE .....	D9	38	1	ELEMENT COMP., AIR CLEANER ...	G9	73	3
	G5	69	35	COVER, RUBBER .....	F1	49	1	EMBLEM, L. SHROUD .....	H13	93	5
			36	COVER, STARTER MAGNETIC					H14	94	13
			37	TERMINAL	H5	85	3	EMBLEM, PRODUCT .....	F7	55	11
			38	COVER, STARTER MOTOR TERMINAL .	H5	85	5	EMBLEM, R. SHROUD .....	H13	93	4
	G9	73	18	COVER, THROTTLE CABLE .....	E2	47	17				

# PART NAME INDEX

J 3

Part name	Address	Page	Ref.	Part name	Address	Page	Ref.	Part name	Address	Page	Ref.	
EMBLEM, R. SHROUD .....	H14	94	12	GUIDE, CAM CHAIN .....	D4	33	7	LABEL, TIRE .....	H12	92	1	
END, STEERING HANDLE .....	F3	51	9	GUIDE, CLUTCH OUTER .....	D7	36	2	LABEL, TIRE & DRIVE CHAIN .....	H12	92	7	
[ F ]				GUIDE, DRAIN HOSE .....	H8	88	3	LENS, L. WINKER .....	H3	83	5	
FENDER SET, RR. ....	H2	82	3	GUIDE, DRIVE CHAIN .....	D9	38	3	LENS, R. WINKER .....	H3	83	2	
FENDER, FR. ....	F10	58	1	GUIDE, IN. VALVE .....	D2	31	3	LENS, TAILLIGHT .....	H4	84	4	
FILM, TANK PROTECTOR .....	G4	68	8	GUIDE, MAIN HARNESS .....	H8	88	6	LEVER COMP., CLUTCH .....	D6	35	4	
FILTER, CUP .....	G4	68	6	GUIDE, VALVE .....	D2	31	2	LEVER COMP., L. HANDLE .....	F3	51	13	
FLANGE SUB ASSY., FINAL DRIVEN	G2	66	7	[ H ]				LEVER, R. STEERING HANDLE .....	F5	53	16	
FLOAT SET .....	E2	47	3	HARNESS, WIRE .....	H6	86	8		F6	54	13	
FLYWHEEL COMP. ....	D10	39	1	HEADLIGHT UNIT .....	F1	49	2	LIFTER ASSY., TENSIONER .....	D4	33	5	
FORK ASSY., L. FR. ....	F11	59	11	HEAD COMP., CYLINDER .....	D2	31	1	LIGHT ASSY., LICENSE .....	H4	84	6	
FORK ASSY., R. FR. ....	F11	59	1	HOLDER COMP., CAMSHAFT .....	D2	31	4	LOCK ASSY., SEAT .....	G6	70	2	
FORK, CENTER GEARSHIFT .....	E1	46	2	HOLDER SUB ASSY., AIR CLEANER	G9	73	12	[ M ]				
FORK, GEARSHIFT .....	E1	46	1	HOLDER, BRUSH .....	D12	41	5	MAINSHAFT COMP. ....	D15	44	1	
FUEL UNIT .....	G4	68	19	HOLDER, HANDLE UNDER .....	F7	55	8	MARK A, SIDE COVER .....	H13	93	2	
FUSE, BLADE .....	H5	85	17	HOLDER, HANDLE UPPER .....	F7	55	7		H14	94	8	
	H7	87	23	HOLDER, L. STEP .....	G14	78	7	MARK, HONDA .....	H13	93	1	
			24	HOLDER, MASTER CYLINDER .....	F3	51	8		H14	94	7	
[ G ]					F5	53	8					
GARNISH, L. RR. ....	G7	71	7		F6	54	9	MARK, SIDE COVER A .....	H14	94	8	
GARNISH, R. RR. ....	G7	71	6	HOLDER, NEEDLE JET .....	E2	47	20	MAT, AIR CLEANER .....	G9	73	10	
GASKET B, HEAD COVER .....	D1	30	3	HOLDER, R. STEP .....	G14	78	6	METER COMP., COMBINATION .....	F2	50	5	
GASKET C, HEAD COVER .....	D1	30	4	HOOK, SEAT CATCH .....	G6	70	8	MIRROR COMP., L. ....	F3	51	17	
GASKET SET .....	E2	47	1	HORN COMP. ....	H6	86	10	MIRROR COMP., R. ....	F3	51	16	
GASKET, BYSTARTER .....	E2	47	23	HOSE COMP., FR. BRAKE .....	F5	53	3	MOTOR ASSY., STARTING .....	D12	41	1	
GASKET, CYLINDER .....	D5	34	2	HOSE COMP., RR. BRAKE .....	F15	63	3	MUFFLER COMP., EX. ....	G12	76	3	
GASKET, CYLINDER HEAD .....	D2	31	7	HOSE COMP., RR. MASTER				[ N ]				
GASKET, EX. PIPE .....	G12	76	1		CYLINDER	F15	63	8	NEEDLE SET, JET .....	E2	47	2
GASKET, FLOAT CHAMBER .....	E2	47	19	[ I ]				NUT .....	F5	53	21	
GASKET, HEAD COVER .....	D1	30	2	INSULATOR COMP., CARBURETOR ...	D2	31	8	NUT-WASHER, 6MM .....	D12	41	7	
GASKET, L. COVER .....	D9	38	4	[ J ]				NUT, CYLINDER HEAD .....	D2	31	14	
GASKET, OIL FILTER CAP .....	D8	37	10	JET, MAIN, #115 .....	E3	48	33	NUT, EXHAUST PIPE, 8MM .....	G12	76	11	
GASKET, R. CRANKCASE COVER ...	D6	35	2	JET, SLOW, #35 .....	E2	47	22	NUT, FLANGE SPECIAL, 10MM .....	G2	66	14	
GASKET, TENSIONER LIFTER .....	D4	33	6	JOINT, BRAKE ROD .....	F15	63	16		G15	79	5	
GAUGE, OIL LEVEL .....	D6	35	3	JOINT, TUBE .....	G4	68	10		H1	81	4	
GEAR COMP., OIL PUMP DRIVE ...	D8	37	2	[ K ]				NUT, FLANGE SPECIAL, 12MM .....	F14	62	13	
GEAR COMP., STARTER DRIVEN ...	D11	40	1	KEY SET .....	F7	55	1	NUT, FLANGE SPECIAL, 8MM .....	F7	55	15	
GEAR, COUNTERSHAFT FIFTH .....	D15	44	14	KEY, BLANK .....	F7	55	5	NUT, FLANGE, 10MM .....	G2	66	14	
GEAR, COUNTERSHAFT FOURTH .....	D15	44	12	KEY, WOODRUFF, 4MM .....	D14	43	7		G12	76	12	
GEAR, COUNTERSHAFT LOW .....	D15	44	3	[ L ]				NUT, FLANGE, 12MM .....	F14	62	13	
GEAR, COUNTERSHAFT SECOND .....	D15	44	8	LABEL, AIR CLEANER ELEMENT				NUT, FLANGE, 14MM .....	D10	39	4	
GEAR, COUNTERSHAFT THIRD .....	D15	44	10						G2	66	15	
GEAR, MAINSHAFT FIFTH .....	D15	44	13	LABEL, AIR INTAKE CAUTION .....	H12	92	4		G16	80	12	
GEAR, MAINSHAFT FOURTH .....	D15	44	11	LABEL, CHAIN ADJUSTER .....	H12	92	3	NUT, FLANGE, 5MM .....	H2	82	11	
GEAR, MAINSHAFT SECOND .....	D15	44	5	LABEL, DRIVE .....	H12	92	6		H4	84	16	
GEAR, MAINSHAFT THIRD .....	D15	44	9	LABEL, DRIVE CHAIN .....	H12	92	2	NUT, FLANGE, 6MM .....	F4	52	25	
GEAR, PRIMARY DRIVE .....	D14	43	6	LABEL, RR. DAMPER .....	H1	81	2		F6	54	20	
GEAR, STARTER DRIVEN .....	D11	40	1	[ M ]					F16	64	24	
GEAR, STARTER REDUCTION .....	D11	40	3	LIFTER ASSY., TENSIONER .....	D4	33	5		G5	69	34	
GRIP COMP., THROTTLE .....	F3	51	10	LIGHT ASSY., LICENSE .....	H4	84	6	NUT, FLANGE, 8MM .....	H8	88	8	
GRIP, L. HANDLE .....	F3	51	11	LOCK ASSY., SEAT .....	G6	70	2	[ N ]				
GRIP, RR. ....	G6	70	1	[ O ]				NEEDLE SET, JET .....	E2	47	2	
GROMMET, AIR CLEANER CASE .....	G5	69	27	MARK A, SIDE COVER .....	H13	93	2	NUT .....	F5	53	21	
	G7	71	9	MARK, HONDA .....	H13	93	1	NUT-WASHER, 6MM .....	D12	41	7	
	G8	72	6		H14	94	7	NUT, CYLINDER HEAD .....	D2	31	14	
								NUT, EXHAUST PIPE, 8MM .....	G12	76	11	
								NUT, FLANGE SPECIAL, 10MM .....	G2	66	14	
									G15	79	5	
									H1	81	4	
									F14	62	13	
									F7	55	15	
									G2	66	14	
									G12	76	12	
									H3	83	13	
									H8	88	9	
									F14	62	13	
									D10	39	4	
									G2	66	15	
									G16	80	12	
									H2	82	11	
									H4	84	16	
									F4	52	25	
									F6	54	20	
									F16	64	24	
									G5	69	34	
									G11	75	15	
									H4	84	17	
									H8	88	8	



# PART NAME INDEX

J 4

Part name	Address	Page	Ref.	Part name	Address	Page	Ref.	Part name	Address	Page	Ref.
NUT, HEX., 10MM .....	F3	51	20	PIN, SPLIT, 2.0X15 .....	G14	78	15	RING, OIL SEAL STOPPER .....	F11	59	16
NUT, HEX., 6MM .....	F2	50	11	PIN, SPLIT, 3.0X30 .....	G13	77	8	RING, PISTON .....	F11	59	8
	G16	80	15		G15	79	7	RING, STOPPER .....	F13	61	7
NUT, HEX., 8MM .....	F15	63	23	PIN, SPRING, 3X10 .....	D6	35	10		G1	65	11
NUT, LOCK, 14MM .....	D8	37	12	PIN, STEP BAR JOINT .....	G14	78	2	ROD COMP., PUSH .....	F15	63	12
NUT, RR. FENDER .....	H2	82	7	PIPE COMP., AIR FEED .....	G11	75	9	ROD, CLUTCH LIFTER .....	D7	36	9
NUT, SPECIAL .....	F1	49	3	PIPE COMP., FR. FORK .....	F11	59	3	ROD, PUSH .....	F5	53	13
NUT, SPECIAL FLANGE, 14MM .....	D7	36	12	PIPE, SEAT .....	F11	59	9	ROLLER, 3X8.5 .....	E1	46	19
NUT, SPECIAL, 6MM .....	G16	80	11	PIPE, STEERING HANDLE .....	F7	55	6	ROTOR, OIL FILTER .....	D8	37	6
NUT, SPRING, 5MM .....	G7	71	11	PISTON .....	D14	43	3	ROTOR, OIL PUMP INNER .....	D8	37	3
	H2	82	8		F12	60	4	ROTOR, OIL PUMP OUTER .....	D8	37	4
	H9	89	13		F13	61	5	RUBBER A, SEAT SETTING .....	G6	70	5
NUT, STEERING STEM .....	F7	55	14		G1	65	3				
NUT, TAPPET ADJUSTING .....	D3	32	13	PISTON COMP., VACUUM .....	E2	47	14	RUBBER, CHANGE PEDAL .....	G13	77	2
				PISTON SET, MASTER CYLINDER ...	F15	63	11	RUBBER, CUSHION .....	G11	75	5
[ O ]				PIVOT, SHIFT DRUM STOPPER ARM ..	E1	46	15	RUBBER, FR. FENDER MOUNTING ...	F10	58	4
				PLATE A2, FIXING .....	D15	44	16	RUBBER, HANDLE CUSHION .....	F7	55	9
OIL SEAL, 12X18X4 .....	D6	35	8	PLATE COMP., GEARSHIFT DRUM				RUBBER, LICENSE LIGHT .....	H4	84	12
OIL SEAL, 14X22X5 .....	D13	42	12					RUBBER, MAIN STEP .....	G14	78	8
OIL SEAL, 20X34X7 .....	D16	45	28	STOPPER	E1	46	6				
OIL SEAL, 28X42X7 .....	G3	67	17	PLATE SET, VALVE .....	E2	47	7	RUBBER, METER SETTING .....	F2	50	6
O-RING .....	D12	41	9	PLATE, BEARING HOLDER .....	D13	42	10	RUBBER, MOUNTING .....	D1	30	8
	E2	47	10	PLATE, BEARING PUSH .....	D13	42	6	RUBBER, MUFFLER MOUNTING .....	G12	76	7
	F11	59	18	PLATE, CLUTCH .....	D7	36	6	RUBBER, PROTECTOR MOUNTING .....	G12	76	6
	G4	68	5	PLATE, CLUTCH LIFTER .....	D7	36	8	RUBBER, PROTECTOR PACKING .....	G12	76	2
O-RING, 13.8X2.5 .....	D9	38	8	PLATE, CLUTCH PRESSURE .....	D7	36	7	RUBBER, SEAT CUSHION .....	G6	70	7
O-RING, 14.8X2.4 .....	F15	63	20	PLATE, DIAPHRAGM .....	F5	53	12	RUBBER, SEAT STAY MOUNTING ...	H4	84	10
O-RING, 18X3 .....	D6	35	9		F6	54	11	RUBBER, SHOCK .....	H5	85	9
O-RING, 19.4X2.3 .....	D13	42	13	PLATE, FR. ENGINE HANGER .....	H8	88	4	RUBBER, SHROUD MOUNTING .....	G4	68	11
O-RING, 1.5X9.5 .....	D4	33	10	PLATE, L. BEARING SETTING .....	D13	42	2	RUBBER, SIDE COVER .....	G5	69	25
O-RING, 24.4X3.1 .....	D12	41	8	PLATE, PILLION STEP SIDE .....	G14	78	11				
O-RING, 31.7X2.4 .....	D9	38	9	PLATE, STEP LOWER .....	G14	78	5				
O-RING, 33.5X3.0 .....	D2	31	18	PLATE, STOPPER .....	D2	31	5				
O-RING, 39.5X5 .....	G5	69	32	PLATE, TENSIONER SETTING .....	D4	33	4				
O-RING, 51X2 .....	G3	67	18	PLUG, BEARING PUSH .....	D13	42	4	RUBBER, SPARE FUSE SETTING ....	H6	86	12
O-RING, 9.8X2.8 .....	G11	75	14	PLUG, PIN .....	G1	65	14	RUBBER, STAND STOPPER .....	H8	88	5
OUTER COMP., CLUTCH .....	D7	36	1	PLUG, SPARK .....	D2	31	10	RUBBER, STIFFENER .....	H8	88	2
				PROTECTOR .....	F6	54	7	RUBBER, TAILLIGHT BRACKET .....	H6	86	9
[ P ]				PUMP ASSY., OIL .....	D8	37	1				
PACKING .....	H4	84	3	[ R ]				[ S ]			
PACKING, FUEL STRAINER CUP ...	G4	68	1	RACE, STEERING BOTTOM CONE ....	F9	57	4	SCREEN SET, FUEL STRAINER .....	G4	68	3
PACKING, LENS .....	H4	84	8	RACE, STEERING TOP BALL .....	F9	57	2	SCREEN, OIL FILTER .....	D8	37	5
PAD SET, FR. .....	F12	60	2	RACE, STEERING TOP CONE .....	F9	57	3	SCREW-WASHER, 4X12 .....	F6	54	19
	F13	61	2	RECEIVER, CLUTCH CABLE .....	D6	35	6		F15	63	22
PAD SET, RR. .....	G1	65	1	RECTIFIER ASSY., SILICON .....	H6	86	7	SCREW-WASHER, 5X12 .....	E3	48	29
PEDAL COMP., BRAKE .....	G13	77	5	RECTIFIER COMP., REGULATOR ....	H6	86	5	SCREW-WASHER, 5X16 .....	G9	73	22
PEDAL, GEAR CHANGE .....	G13	77	1	REFLECTOR, REFLEX .....	H2	82	2	SCREW-WASHER, 5X20 .....	F3	51	21
PIECE, OIL LOCK .....	F11	59	7	RELAY COMP., POWER .....	H6	86	15	SCREW-WASHER, 5X25 .....	F4	52	22
PIN B, DOWEL, 6X10 .....	D2	31	17	RELAY COMP., WINKER .....	H6	86	13	SCREW-WASHER, 5X35 .....	F4	52	23
PIN COMP., HANGER .....	F12	60	8	RESONATOR .....	G9	73	14	SCREW-WASHER, 5X45 .....	F4	52	24
PIN D, JOINT .....	F16	64	26	RESONATOR, AIR SUCTION VALVE ..	G11	75	3	SCREW-WASHER, TORX .....	E2	47	11
PIN, HANGER .....	F13	61	11	RETAINER .....	G1	65	4	SCREW SET A .....	E2	47	5
	G1	65	7	RETAINER, GEAR BOX .....	F14	62	6	SCREW SET B .....	E2	47	6
PIN, LOCK, 8MM .....	D8	37	16	RETAINER, VALVE SPRING .....	D3	32	9	SCREW, BLEEDER .....	F12	60	11
PIN, MAIN STEP BAR JOINT .....	G14	78	1	RING .....	D12	41	6		F13	61	3
PIN, PISTON .....	D14	43	4	RING SET, PISTON .....	D14	43	2		G1	65	8
PIN, SHIFT RETURN SPRING .....	E1	46	11	RING, BACK UP .....	F11	59	4	SCREW, FLAT .....	F5	53	10
PIN, SPLIT, 2.0X15 .....	F16	64	25								

# PART NAME INDEX

J 5

Part name	Address	Page	Ref.	Part name	Address	Page	Ref.	Part name	Address	Page	Ref.
SCREW, FLAT, 4X12 .....	F6	54	18	SHROUD, R. INNER .....	G5	69	21	SWITCH ASSY., COMBINATION & LOCK	F7	55	2
SCREW, FLAT, 4X45 .....	F15	63	21	SLEEVE, RR. WHEEL .....	G2	66	4	SWITCH ASSY., FR. STOP .....	F5	53	1
SCREW, HINGE PATCH .....	G7	71	10	SLIDER, CHAIN .....	G16	80	7		F6	54	1
	G8	72	9	SOCKET ASSY., BULB .....	F2	50	1	SWITCH ASSY., LIGHTING & STARTER	F3	51	5
	H9	89	10	SPANNER, 10X12 .....	H11	91	4	SWITCH ASSY., RR. STOP .....	G13	77	3
SCREW, OVAL, 5X12 .....	D8	37	15	SPANNER, 14X17 .....	H11	91	5	SWITCH ASSY., STARTER MAGNETIC	H5	85	8
SCREW, PAN, 4X12 .....	E3	48	26	SPEEDOMETER ASSY. ....	F2	50	3	SWITCH ASSY., WINKER .....	F3	51	6
SCREW, PAN, 4X16 .....	G9	73	21	SPINDLE COMP., GEARSHIFT .....	E1	46	9	SWITCH COMP., FR. LEVER .....	F3	51	7
SCREW, PAN, 4X25 .....	E3	48	27	SPRING A, SIDE STAND .....	G15	79	9	SWITCH SET, NEUTRAL .....	D13	42	7
SCREW, PAN, 4X8 .....	E2	47	25	SPRING G, MAIN STAND .....	G15	79	8				
	F5	53	18	SPRING, BEARING PUSH .....	D13	42	5	[ T ]			
SCREW, PAN, 5X12 .....	E3	48	28	SPRING, BRAKE PEDAL .....	G13	77	6	TAILLIGHT UNIT .....	H4	84	2
SCREW, PAN, 5X16 .....	H9	89	11	SPRING, CARBON BRUSH .....	D12	41	3	TANK ASSY., FUEL .....	G4	68	7
SCREW, PAN, 6X12 .....	G12	76	10	SPRING, CHANGE SWITCH CONTACT	E1	46	13	TENSIONER ASSY., CAM CHAIN .....	D4	33	3
SCREW, PAN, 6X6 .....	D4	33	8	SPRING, CLUTCH .....	D7	36	10	TERMINAL SET, BRUSH .....	D12	41	2
SCREW, SIDE STAND PIVOT .....	G15	79	4	SPRING, CLUTCH LEVER .....	D6	35	5	THREAD COMP., STEERING HEAD TOP	F9	57	7
SCREW, SPECIAL, 6X14 .....	G5	69	28	SPRING, COMPRESSION COIL .....	E2	47	9	THROUGH, OIL .....	D8	37	8
SCREW, TAPPET ADJUSTING .....	D3	32	12	SPRING, FR. FORK .....	F11	59	2	TIRE, FR. ....	F14	62	7
SCREW, TAPPING, 3X14 .....	F2	50	9	SPRING, GEARSHIFT RETURN .....	E1	46	10	TIRE, RR. ....	G2	66	10
SCREW, TAPPING, 4X12 .....	G5	69	33	SPRING, OIL THROUGH .....	D8	37	9	TRAY, BATTERY .....	H5	85	11
	G7	71	12	SPRING, PAD .....	F12	60	5	TUBE ASSY., BREATHER .....	G4	68	12
	G8	72	11		F13	61	6	TUBE A, AIR SUCTION VALVE .....	G11	75	7
	H3	83	11		G1	65	10	TUBE B, AIR SUCTION VALVE .....	G11	75	8
				SPRING, PUSH ROD .....	F5	53	14	TUBE, 4.5X480 .....	E3	48	32
				SPRING, REBOUND .....	F11	59	5	TUBE, 8X55 .....	G11	75	17
SCREW, TAPPING, 4X16 .....	H2	82	9	SPRING, SHIFT DRUM STOPPER .....	E1	46	8	TUBE, AIR CLEANER CONNECTING .....	G9	73	7
	H4	84	14	SPRING, STOP SWITCH .....	G13	77	4	TUBE, AIR SUCTION VALVE .....	G11	75	10
SCREW, TAPPING, 4X20 .....	H4	84	15	SPRING, VALVE INNER .....	D3	32	8	TUBE, AIR VENT .....	G9	73	1
SCREW, TAPPING, 4X8 .....	D8	37	11	SPRING, VALVE OUTER .....	D3	32	7	TUBE, BATTERY TRAY .....	H5	85	12
SCREW, TAPPING, 5X12 .....	F8	56	18	SPROCKET COMP., FINAL DRIVEN .....	G2	66	2	TUBE, BREATHER .....	G4	68	13
	G9	73	23	SPROCKET, CAM .....	D4	33	1	TUBE, FUEL .....	G4	68	17
	H2	82	10	SPROCKET, DRIVE .....	D15	44	15	TUBE, FUEL DRAIN .....	G4	68	9
	H9	89	15	STAND COMP., MAIN .....	G15	79	1	TUBE, VINYL, 11X15X40 .....	G9	73	9
SCREW, TAPPING, 5X20 .....	G9	73	24	STATOR COMP. ....	D10	39	2	[ V ]			
SCREW, U-LOCK FLAT, 6X12 .....	F7	55	13	STAY COMP., COMBINATION SWITCH	F7	55	3	VALVE ASSY., AIR SUCTION .....	G11	75	6
SEAL A, AIR CLEANER .....	G9	73	5	STAY COMP., FR. COWL .....	H9	89	8	VALVE COMP., FLOAT .....	E2	47	18
SEAL SET, FR. FORK .....	F11	59	10	STAY COMP., SHROUD .....	G5	69	23	VALVE SET, STARTER .....	E2	47	8
SEAL SET, PISTON .....	F12	60	1	STAY, AIR SUCTION VALVE .....	G11	75	4	VALVE, EX. ....	D3	32	6
	F13	61	1	STAY, FR. FENDER .....	F10	58	2	VALVE, IN. ....	D3	32	5
	G1	65	2	STAY, FUSE .....	G9	73	2	VALVE, RIM .....	F14	62	1
SEAL, AIR CLEANER COVER .....	G9	73	4	STAY, REGULATOR .....	H6	86	6		G2	66	11
SEAL, DUST .....	F11	59	17	STAY, RR. WINKER .....	H3	83	9	[ W ]			
SEAL, GASKET .....	H3	83	3	STAY, SIDE COVER .....	G8	72	3	WASHER B, HANDLE HOLDER SETTING	F2	50	10
SEAL, VALVE STEM .....	D3	32	1	STAY, VALVE COVER .....	G7	71	5	WASHER B, THRUST, 20MM .....	D15	44	19
SEAT COMP., DOUBLE .....	G6	70	4	STAY, WIRE .....	E2	47	15	WASHER, 14MM .....	E1	46	17
SEAT, VALVE SPRING .....	D3	32	10	STEM SUB ASSY., STEERING .....	F9	57	6	WASHER, 14.1X29X2.8 .....	D7	36	14
SENSOR ASSY., SPEED .....	F14	62	8	STOPPER COMP., GEARSHIFT DRUM	E1	46	7		D10	39	5
SENSOR ASSY., THROTTLE .....	E2	47	24	STRIPE A, L. SHROUD .....	H14	94	4	WASHER, 14.2X26X3 .....	D8	37	13
SEPARATOR COMP. ....	F5	53	9	STRIPE A, L. SIDE COVER .....	H14	94	10				
SET RING, 20MM .....	D15	44	23	STRIPE A, R. SHROUD .....	H14	94	3				
SHAFT A, GEARSHIFT FORK .....	E1	46	3	STRIPE A, R. SIDE COVER .....	H14	94	9				
SHAFT B, GEARSHIFT FORK .....	E1	46	4	STRIPE B, L. SHROUD .....	H14	94	6				
SHAFT, MAIN STAND PIVOT .....	G15	79	2	STRIPE B, R. SHROUD .....	H14	94	5				
SHAFT, REDUCTION GEAR .....	D11	40	4	STRIPE, L. FUEL TANK .....	H14	94	2				
SHAFT, ROCKER ARM .....	D3	32	4	STRIPE, R. FUEL TANK .....	H14	94	1				
SHROUD SET, L. ....	G5	69	24	SUSPENSION, POWER RELAY .....	H6	86	16				
SHROUD SET, R. ....	G4	68	20	SUSPENSION, WINKER RELAY .....	H6	86	14				
	G5	69	20	SWINGARM SUB ASSY., RR. ....	G16	80	8				
SHROUD, L. INNER .....	G5	69	22								



# PART NAME INDEX

J 6

Part name	Address	Page	Ref.	Part name	Address	Page	Ref.	Part name	Address	Page	Ref.
WASHER, 17X22 .....	G13	77	7								
	G15	79	6								
WASHER, AIR SUCTION VALVE ....	G11	75	11								
	H6	86	17								
WASHER, DRAIN PLUG, 12MM .....	D13	42	14								
WASHER, DRUM STOPPER .....	E1	46	16								
WASHER, HANDLE UNDER HOLDER ..	F8	56	17								
WASHER, OIL BOLT .....	F5	53	22								
	F6	54	16								
	F15	63	19								
WASHER, PLAIN, 10MM .....	G12	76	13								
WASHER, PLAIN, 12MM .....	D2	31	15								
WASHER, PLAIN, 17MM .....	D7	36	13								
WASHER, PLAIN, 4MM .....	E3	48	30								
WASHER, PLAIN, 8MM .....	G14	78	14								
WASHER, RR. AXLE .....	G2	66	16								
WASHER, SEALING, 6.2X12X1.2 ..	D1	30	7								
WASHER, SPECIAL, 8MM .....	F11	59	15								
WASHER, SPLINE, 20MM .....	D15	44	18								
WASHER, STEERING STEM .....	F8	56	16								
WASHER, THRUST, 12MM .....	D15	44	20								
WASHER, THRUST, 17MM .....	D15	44	21								
WASHER, WAVE .....	F13	61	12								
WASHER, WHEEL, 6MM .....	H4	84	13								
WHEEL SUB ASSY., FR. ....	F14	62	5								
WHEEL SUB ASSY., RR. ....	G2	66	9								
WINKER ASSY., L. FR. ....	H3	83	4								
WINKER ASSY., L. RR. ....	H3	83	7								
WINKER ASSY., R. FR. ....	H3	83	1								
WINKER ASSY., R. RR. ....	H3	83	6								
WRENCH, SPARK PLUG .....	H11	91	3								



---

**1**

**FOREWORD INDEX**

---

**2**

**ENGINE GROUP**

---

**3**

**FRAME GROUP**

---

**4**

**PART NUMBER INDEX**

---

**5**

**PART NAME INDEX**

---

**HONDA**  
The Power of Dreams



# PARTS CATALOGUE NEWS

Honda Motor Co., Ltd.

Customer Service Technology Development Division

## PARTS CATALOGUE - CORRECTED

Printed in Japan

CODE NO.	15KSPB02
PARTS CATALOGUE NEWS	CBF150M CBF150MB/C
NEWS NO.	001

(ID-KD)KSP

### CBF150M (CBF150MB)

No.	MODEL		CBF150MB						Ref.No.
	COLOR		Pearl nightstar black	Sword silver metallic	Pearl siena red	Applicable model		Applicable block No.	
	CODE		NH-A84P	NH-A95M	R-320P				
	Name of colored parts	Basic part No.	NHA84	NHA95	R320	Initial applicable model	Final applicable model		
21	MARK A, SIDE COVER	86831-KSP-C20	ZA	ZB	ZC			F-34	2
22	MARK, HONDA	86801-KSP-B00	ZA	ZA	ZA			F-34	1
23	MARK, HONDA	87150-KSP-B00	ZA	ZA	ZA			F-34	3
24	PIPE, STEERING HANDLE	53100-KSP-B00	ZA	ZA	ZA			F-5	6
25	SEAT COMP., DOUBLE	77200-KSP-B01	ZA	ZA	ZA			F-15	4
26	SHROUD SET, L.	50300-KSP-B00	ZA	ZB	ZC			F-14	24
27	SHROUD SET, R.	50200-KSP-B00	ZA	ZB	ZC			F-14	20
28	TANK ASSY., FUEL	17500-KSP-B00	ZA	ZB	ZC			F-14	7
29	WHEEL SUB ASSY., FR.	<b>44650-KSP-B01</b>	ZA	ZA	ZA			F-10	5
30	WHEEL SUB ASSY., RR.	<b>42650-KSP-B01</b>	ZA	ZA	ZA			F-13	9

NOTE A:PART NO. CHANGE D:NEWLY PROVIDED E:PART NO.DELETION K:REQUIRED NO. CORRECTION L:APPLICATION SERIAL NO. CORRECTION  
M:PART DESCRIPTION CORRECTION T:APPLICATION CORRECTION Z:REMARKS CHANGE

## CBF150M (CBF150Mc).....2CO,2PE,3LA,4LA

No.	MODEL		CBF150MC					
	COLOR		Pearl nightstar black NH-A84P	Pearl siena red R-320P	Applicable model		Applicable block No.	Ref.No.
	CODE		NHA84	R320	Initial applicable model	Final applicable model		
	Name of colored parts	Basic part No.						
21	MARK A, SIDE COVER	86831-KSP-C20	ZA	ZC			F-34-1	8
22	MARK, HONDA	86801-KSP-B00	ZA	ZA			F-34-1	7
23	MARK, HONDA	87150-KSP-B00	ZA	ZA			F-34-1	11
24	PIPE, STEERING HANDLE	53100-KSP-B50	ZA	ZA			F-5	6
25	SEAT COMP., DOUBLE	77200-KSP-B01	ZA	ZA			F-15	4
26	SHROUD SET, L.	50300-KSP-B00	ZA	ZC			F-14	24
27	SHROUD SET, R.	50200-KSP-B00	ZA	ZC			F-14	20
28	TANK ASSY., FUEL	17500-KSP-B00	ZA	ZC			F-14	7
29	WHEEL SUB ASSY., FR.	<b>44650-KSP-B01</b>	ZA	ZA			F-10	5
30	WHEEL SUB ASSY., RR.	<b>42650-KSP-B01</b>	ZA	ZA			F-13	9

NOTE A:PART NO. CHANGE D:NEWLY PROVIDED E:PART NO. DELETION K:REQUIRED NO. CORRECTION L:APPLICATION SERIAL NO. CORRECTION  
M:PART DESCRIPTION CORRECTION T:APPLICATION CORRECTION Z:REMARKS CHANGE

## CBF150M (CBF150Mc).....3CO,3PE,5LA,6LA

No.	MODEL		CBF150MC				
	COLOR		Black	Applicable model		Applicable block No.	Ref.No.
	CODE		NH-1	Initial applicable model	Final applicable model		
	Name of colored parts	Basic part No.	NH1				
21	MARK, HONDA	86801-KSP-B00	ZA			F-34-1	7
22	MARK, HONDA	87150-KSP-B00	ZA			F-34-1	11
23	MARK, SIDE COVER A	86831-KSP-E40	ZA			F-34-1	8
24	PIPE, STEERING HANDLE	53100-KSP-B50	ZA			F-5	6
25	SEAT COMP., DOUBLE	77200-KSP-B01	ZA			F-15	4
26	SHROUD SET, L.	50300-KSP-B60	ZA			F-14	24
27	SHROUD SET, R.	50200-KSP-B60	ZA			F-14	20
28	STRIPE A, L. SHROUD	86502-KSP-B60	ZA			F-34-1	4
29	STRIPE A, L. SIDE COVER	86833-KSP-B60	ZA			F-34-1	10
30	STRIPE A, R. SHROUD	86501-KSP-B60	ZA			F-34-1	3
31	STRIPE A, R. SIDE COVER	86832-KSP-B60	ZA			F-34-1	9
32	STRIPE B, L. SHROUD	86504-KSP-B60	ZA			F-34-1	6
33	STRIPE B, R. SHROUD	86503-KSP-B60	ZA			F-34-1	5
34	STRIPE, L. FUEL TANK	86172-KSP-B60	ZA			F-34-1	2
35	STRIPE, R. FUEL TANK	86171-KSP-B60	ZA			F-34-1	1
36	TANK ASSY., FUEL	17500-KSP-B60	ZA			F-14	7
37	WHEEL SUB ASSY., FR.	<b>44650-KSP-B01</b>	ZA			F-10	5
38	WHEEL SUB ASSY., RR.	<b>42650-KSP-B01</b>	ZA			F-13	9

NOTE A:PART NO.CHANGE D:NEWLY PROVIDED E:PART NO.DELETION K:REQUIRED NO.CORRECTION L:APPLICATION SERIAL NO.CORRECTION  
M:PART DESCRIPTION CORRECTION T:APPLICATION CORRECTION Z:REMARKS CHANGE

## PARTS CATALOGUE NEWS

BOOKNo. : 15KSPB02

Block No.	Ref. No.	Note	Part No.	Description	Reqd. QTY		Serial No.	Parts catalogue code
					CBF150M B	C		
F-10	5	E	44650-KSP-B00ZA	*PARTS NO. DELETION				
		A	44650-KSP-B01ZA	WHEEL SUB ASSY., FR. *NH303M* MAT AXIS GRAY METALLIC	1	1		
F-13	9	E	42650-KSP-B00ZA	*PARTS NO. DELETION				
		A	42650-KSP-B01ZA	WHEEL SUB ASSY., RR. *NH303M* MAT AXIS GRAY METALLIC	1	1		

NOTE A:PART NO. CHANGE D:NEWLY PROVIDED E:PART NO.DELETION K:REQUIRED NO. CORRECTION L:APPLICATION SERIAL NO. CORRECTION  
M:PART DESCRIPTION CORRECTION T:APPLICATION CORRECTION Z:REMARKS CHANGE