

### Instruction for use of parts catalogue

- **This parts catalogue has been created as of December 10, 2009.**
  - Since this date, the sales practice for repair parts may have been changed or the parts may have been eliminated (listed for those not for sale).
  - The modified information is reflected on the latest Electronic Parts Catalogue (EPC). Also, refer to the parts catalogue news for any change.
  - See the parts catalogue news for any revision that is made after December 10, 2009.
- **Always specify the part number when ordering a part.**
  - Check the model, type, serial numbers, color, maker, and the size as needed before ordering a part.
  - Note that the illustrations (part drawings) can differ from the actual parts in shape. They are given just to help you to refer to the parts.
- **When modifications or additions to this parts catalogue are made, a revised edition will be issued at an appropriate time, with successively progressing revision numbers on the cover. We recommend obtaining such revisions in order to keep your parts catalogue up-to-date at all times. To check whether a parts catalogue revision has been issued, please contact your Honda distributor.**


Initial version issue date  
December 10, 2009  
**Honda Motor Co., Ltd.**

### CONTENTS

	Page	Address No.
● Instruction for use of parts catalogue .....	1	B 1 <b>1</b>
● How to refer to the part information .....	2	B 2
● Part catalogue structure .....	3	B 3
● When the parts were revised .....	4	B 4
● Abbreviations used in the parts catalogue.....	4	B 4
● Part block and serial number check .....	5	B 5
● Models, parts catalogue codes and applicable serial numbers .....	6	B 6
● Color label .....	7	B 7
● Color chart .....	8	B 8
● Fuel hose, general purpose hoses and vinyl hose .....	12	B12
● FLAT RATE SERVICE TIME .....	16	B16
● Illustrated index .....	21	C 5
● ENGINE GROUP .....	28	D 1 <b>2</b>
● FRAME GROUP .....	47	F 1 <b>3</b>
● PART NO. INDEX.....	90	I 1 <b>4</b>
● PART NAME INDEX.....	94	J 1 <b>5</b>

How to refer to the part information

A Reference with "Illustrated index"

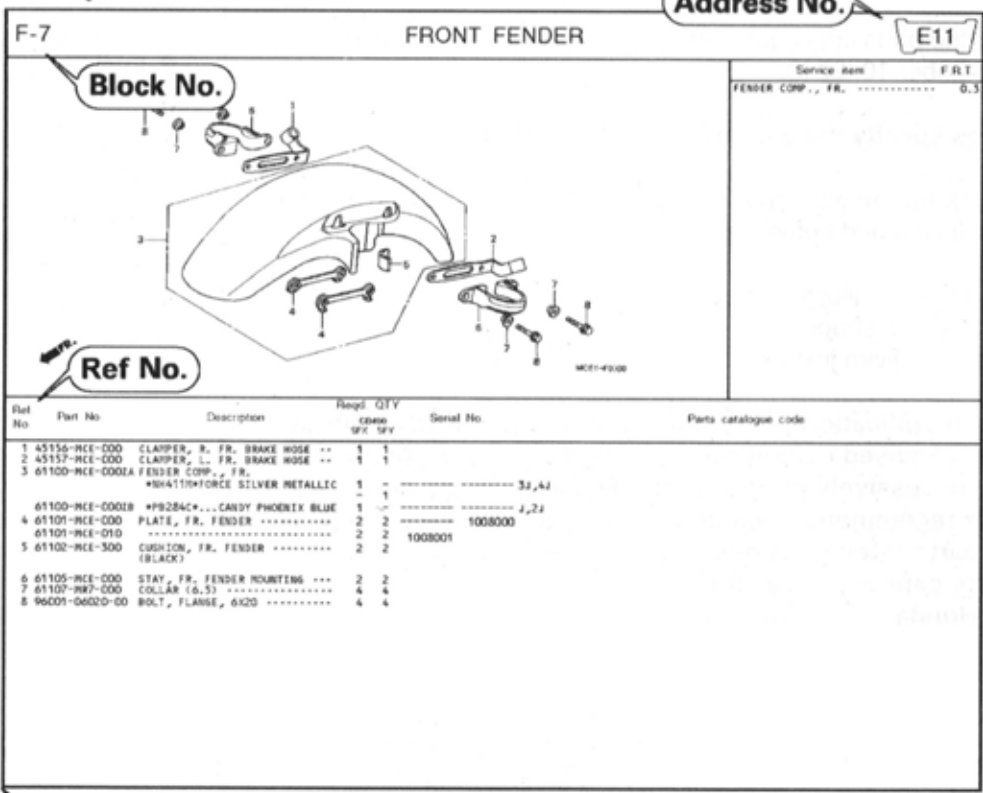


B Reference with "Part number index"

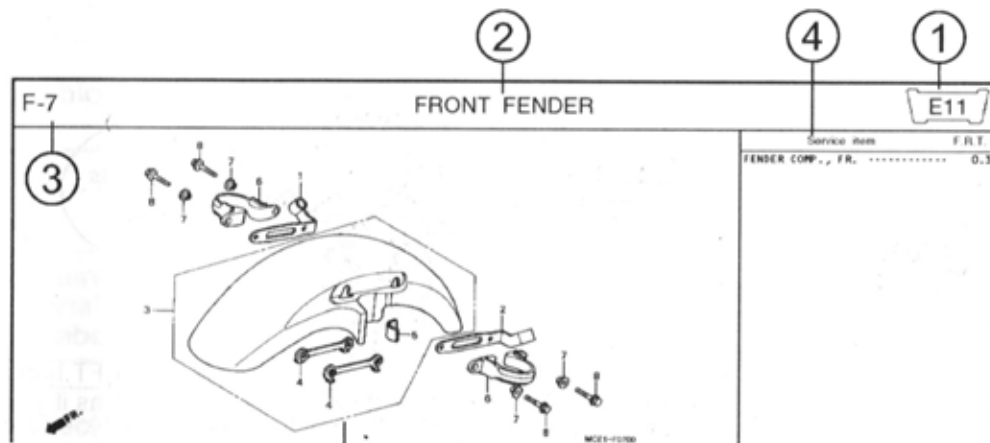
PART NO. INDEX									
Part Number	Address	Page	Ref	Part Number	Address	Page	Ref		
04000				13323-MY9-751	C32	28	10	1492	
04911-MCE-000	C10	26	1	13324-MY9-751	C32	28	10	1493	
06000				13325-MY9-751	C32	28	10	1495	
				13327-MY9-751	C32	28	10	1495	
				14000				1495	
06400-MY9-P00	F13	67	3	14100-MCE-000	B15	15	2	1495	
06400-MY9-P10	F13	67	3	14200-MCE-000	B15	15	3	1495	
06410-MY9-800	F2	56	1	14321-MCE-000	B16	16	2	1495	
06435-MCE-006	F1	55	1	14401-MCE-003	B16	16	4	1497	
06451-166-405	E13	51	2	14510-MCE-000	B16	16	4	1496	
06451-443-405	F1	55	2	14520-MY9-691	B16	16	5	1494	
06451-M67-405	E13	51	1	14524-MY9-690	B16	16	6	1494	
06455-MCE-006	E13	51	3	14546-MCE-000	B16	16	7	1494	
				14620-MY9-691	B16	16	8	1494	
11000				14711-MCE-000	B15	15	4	1494	
11210-MCE-000	C9	25	1	14752-MCE-000	B15	15	5	1496	
11330-MCE-505	C2	18	1	14721-MCE-000	B15	15	6	1496	
11333-K18-000	C6	22	1	14722-MCE-000	B15	15	7	1494	
11335-MCE-000	C2	18	2	14730-MCE-000	B15	15	8	1496	
11360-MCE-000	C7	23	1	14731-MCE-000	B15	15	9	1495	
11365-MCE-000	C7	23	2	14731-MY9-751	B15	15	10	1495	
11396-MY9-000	C2	18	3	14731-KY2-000	B15	15	11	1495	
11631-MCE-000	C5	21	1	14731-MCE-000	B15	15	12	1495	
11691-MY9-000	C5	21	2	14761-MCE-000	B15	15	13	1495	

C Reference with "Part name index"

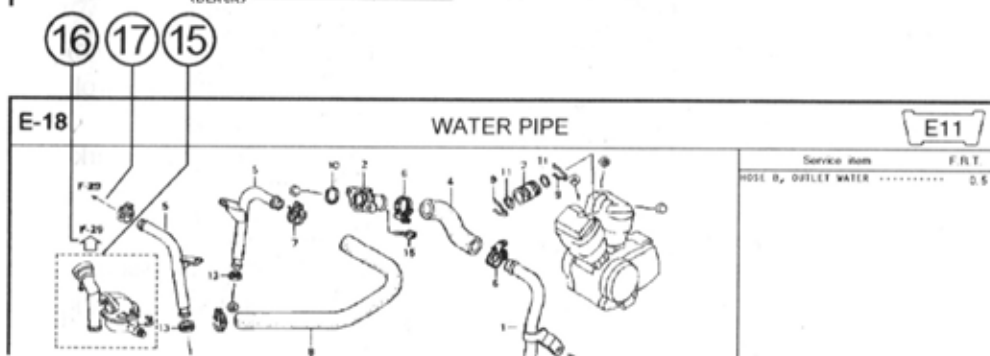
PART NAME INDEX									
Part name	Address	Page	Ref		Pt				
[ A ]				BOLT , CHANG I					
ADJUSTER , CHAIR	F13	67	5	BOLT , CLUTCH					
ARI COMP , GEAR CHANGE	F10	64	3	BOLT , CONNECI					
ARI , L , MAIN STEP	F11	65	8	BOLT , BISE, G.					
ARI , L , PILLW STEP	F11	65	12	BOLT , BISE, E.					
ARI , R , MAIN STEP	F11	65	5	BOLT , BRAIN I					
ARI , R , PILLW STEP	F11	65	11	BOLT , FLANGE					
AUT O COC K ASSY , FUEL	F4	58	2	BOLT , FLANGE					
AXLE , FR . WHEEL	F14	52	5	BOLT , FLANGE					
AXLE , RR . WHEEL	F2	56	3	BOLT , FLANGE					
[ B ]				BOLT , FLANGE					
BAG , AIR PRESSUR E GAUGE	F7	72	4	BOLT , FLANGE					
BAG , SERVICE BOOK	F7	72	1	BOLT , FLANGE					
BAG , TOOL	F7	72	3	BOLT , FLANGE					
BALL , STEEL	F11	65	20	BOLT , FLANGE					
BAN D A , INSULATOR	B11	11	11	BOLT , FLANGE					
BAN D B , INSULATOR	B11	11	12	BOLT , FLANGE					
BAN D , AIR CLEAN E R CONNECTING TUBE	F8	62	22	BOLT , FLANGE					
BAN D , U-LOCK	F16	70	3	BOLT , FLANGE					
BAN D , WIRE	C10	26	14						
	F5	43	21						
	F4	76	18						



Part catalogue structure



Ref. No.	Part No.	Description	Reqd. QTY CB400 SFX SFY	Serial No.	Parts catalogue code
1	45156-MCE-000	CLAMPER, R. FR. BRAKE HOSE ..	1 1		
2	45157-MCE-000	CLAMPER, L. FR. BRAKE HOSE ..	1 1		
3	61100-MCE-000ZA	FENDER COMP., FR. *NH411M*FORCE SILVER METALLIC	1 -	----- 3J,4J	
	61100-MCE-000ZB	*PB284C*...CANDY PHOENIX BLUE	- 1	----- J,2J	
4	61101-MCE-000	PLATE, FR. FENDER .....	2 2	1008000	
	61101-MCE-010	.....	2 2	1008001	
5	61102-MCE-300	CUSHION, FR. FENDER .....	2 2		
		(BLACK)			



① Address number

• Address No. is provided (in place of the page No.) to help you refer to the part with the part No. or part name.

② Block title ③ Block number

④ Service item/Flat rate time

⑤ Reference number

• Title number marked with the parenthesis or parentheses indicates that it continues from the previous page.

⑥ Part number ⑦ Honda color code

⑧ Description

⑨ Assemblies

• Sections framed with broken lines in the exploded view drawings are available as complete assemblies. (Their individual parts can also be obtained.)

⑩ Color description

⑪ Note

• Notes are shown with the parentheses in the part name column.

⑫ Required quantity

• Reqd. QTY shown in the parenthesis or parentheses indicates the optional part.  
• Reqd. QTY marked with "N" indicates the optional part that should be selected as needed.  
• Reqd. QTY indicates the number of the part used in the block.

⑬ Serial number

⑭ Parts catalogue code

• When the parts catalogue code column is blank, it indicates that the part is applicable to all codes.

⑮

• Parts enclosed within a dotted line are covered in a different block.


⑯

• A hollow arrow indicates the block No. for the parts enclosed within a dotted line.

⑰

• A solid arrow indicates the block No. the part in question is connected to.

## When the parts were revised



Ref. No.	Part No.	Description	Reqd. QTY		Serial No.
			CB400 SFX	SFY	
1	45156-MCE-000	CLAMPER, R. FR. BRAKE HOSE ..	1	1	
2	45157-MCE-000	CLAMPER, L. FR. BRAKE HOSE ..	1	1	
3	61100-MCE-000ZA	FENDER COMP., FR. *NH411MA*FORCE SILVER METALLIC	1	-	3J,4J
	61100-MCE-000ZB	*PB284C*...CANDY PHOENIX BLUE	1	-	J,2J
4	61101-MCE-000	PLATE, FR. FENDER (###).....	2	2	1008000
	61101-MCE-010	.....	2	2	1008001
5	61102-MCE-300	CUSHION, FR. FENDER ..... (BLACK)	2	2	
6	61105-MCE-000	STAY, FR. FENDER MOUNTING ...	2	2	
7	61107-MR7-000	COLLAR (6.5) .....	4	4	
8	96001-06020-00	BOLT, FLANGE, 6X20 .....	4	4	

The number has been used from the initial model without revision.

When shown at the left side, it is applicable to the models of No.1008001 and the subsequent numbers.

When shown at the right side, it is applicable to the models up to No.1008000.

The parts listed with "###" at the end of the parts name have limited supply period (parts not for sale).

## Abbreviations used in the parts catalogue

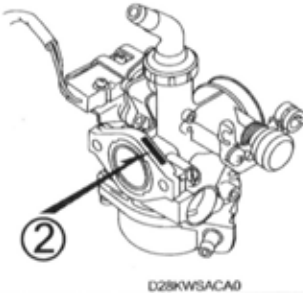
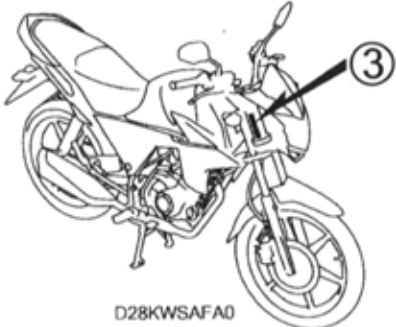
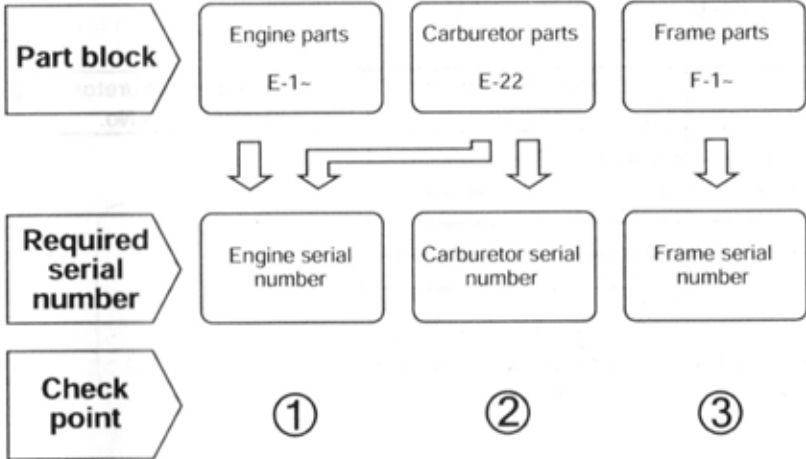


\* "L." or "R." in the description of a part stands for the LEFT hand side or the RIGHT hand side. Determine the left or right as if you were in the motorcycle seat.

### The following abbreviations are used in this parts catalogue.

A .....	Ampere	L. ....	Left
ABS .....	Anti-lock brake system	L (100L) ..	Link (100 Links)
A.C. ....	Alternating current	L.E.D. ....	Light emitted diode
A.M. ....	Attaching mark	MM .....	Millimeter
ASSY. ....	Assembly	MPH .....	Miles per hour
C.D.I. ....	Capacitive discharge ignition	R. ....	Right
COMP. ...	Complete	RR. ....	Rear
D.C. ....	Direct current	STD. ....	Standard
EX. ....	Exhaust	T (22T) ...	Tooth (22 Teeth)
FR. ....	Front	TCS .....	Traction control system
G .....	Gram	T.M. ....	Transcript mark
HEX. ....	Hexagonal	V .....	Volt
IN. ....	Inlet	W .....	Watt
KPH .....	Kilometers per hour	WL .....	With labelling
		WOL .....	Without labelling

**Part block and serial number check**



### Models, parts catalogue codes and applicable serial numbers

Models, parts catalogue codes and applicable serial Nos. given in this parts catalogue can be identified as follows.  
Parts with parts catalogue codes are exclusive for models destined for countries designated.

If no area codes are listed, parts are for common use.

Model	Area code	Type	Parts catalogue code	Applicable engine serial No.	Applicable frame serial No.	Applicable carburetor identification No.
CBF110A	ID	India	ID			PB7EH A
	ID	India	3ID			
CBF110MA	ID	India	ID			
	ID	India	2ID			
	ID	India	3ID			
	ID	India	4ID			

\* Of carburetor/throttle body identification numbers, only the portions underlined in the example below are used for registration.

PB7EH A KC 7

**Color label**

- When ordering parts, check the model name, main color, and code by observing the "COLOR LABEL" on the vehicle.
- When ordering a colored part, use the color chart in the instruction for use of parts catalogue.

		MODEL		VFR800FIW					
		COLOR		Sparkling silver metallic	Mute black metallic	Applicable model			
No.	CODE			NH-295M	NH-359M	Initial applicable model	Final applicable model	Applicable block No.	Re
		Name of colored parts	Basic part No.	NH295	NH359				
1									
2									
3									
4									
5									
6									
7									
8									
9									
10									

**VFR800FIW**  
**COLOR R-157**  
**CODE R157**

**Color chart**

- When ordering a colored part, refer to the chart below and use a part number consisting of the relevant basic part number to which has been added a part color code.

CBF110 (CBF110A).....ID

CBF110M (CBF110MA).....ID

No.	MODEL		CBF110A/CBF110MA								Applicable block No.	Ref.No.
	COLOR		Electric yellow metallic Y-210M	Pearl nightstar black NH-A84P	Pearl siena red R-320P	Pearl fiji blue B-202P	Candy palm green GY-142C	Applicable model				
	CODE		Y210	NHA84	R320	B202	GY142	Initial applicable model	Final applicable model			
	Name of colored parts	Basic part No.										
1	COVER SET, L. SIDE	83600-KWS-900	ZA	ZA	ZA	ZA	ZA			F-24	2	
2	COVER SET, R. SIDE	83500-KWS-900	ZA	ZA	ZA	ZA	ZA			F-24	1	
3	COVER, TANK	17520-KWS-900	ZK	ZC	ZD	ZA	ZJ			F-21	8	
4	COWL, L. RR.	77220-KWS-900	ZC	ZC	ZC	ZC	ZC			F-23-10	2	
5	COWL, L. SIDE	50270-KWS-900	ZK	ZC	ZD	ZA	ZH			F-45	3	
6	COWL, R. RR.	77210-KWS-900	ZC	ZC	ZC	ZC	ZC			F-23-10	1	
7	COWL, R. SIDE	50260-KWS-900	ZK	ZE	ZF	ZC	ZH			F-45	1	
8	FENDER SET, RR.	80100-KWS-900	ZA	ZA	ZA	ZA	ZA			F-34	3	
9	FENDER, FR.	61100-KWS-900	ZK	ZC	ZD	ZA	ZH			F-10	2	
10	FLANGE SUB ASSY., FINAL DRIVEN	42615-KWS-900	ZA	ZA	ZA	ZA	ZA			F-19-30	6	
11	GARNISH, L.	61402-KWS-900	ZG	ZE	ZF	ZC	ZD			F-43	5	
12	GARNISH, R.	61302-KWS-900	ZG	ZE	ZF	ZC	ZD			F-43	2	
13	MARK, HONDA	61308-KWS-900	ZA	ZA	ZA	ZA	ZA			F-50	7	
14	MARK, L. FUEL TANK WING	17532-KWS-900	ZA	ZB	ZB	ZB	ZC			F-50	4	
15	MARK, R. FUEL TANK WING	17531-KWS-900	ZA	ZB	ZB	ZB	ZC			F-50	3	
16	MARK, SIDE COVER	83610-KWS-900	ZA	ZA	ZA	ZA	ZA			F-50	8	
17	PANEL COMP., RR. BRAKE	43100-KWS-900	ZA	ZA	ZA	ZA	ZA			F-18	3	
18	PANEL SUB COMP., FR. BRAKE	45010-KWF-900	ZA	ZA	ZA	ZA	ZA			F-13	4	
19	TANK ASSY., FUEL	17500-KWS-900	ZM	ZK	ZL	ZH	ZJ			F-21	7	
20	VISOR SET, FR.	61300-KWS-900	ZA	ZA	ZA	ZA	ZA			F-43	1	

CBF110M (CBF110Ma).....2ID

No.	MODEL		CBF110MA								Applicable block No.	Ref.No.
	COLOR		Electric yellow metallic Y-210M	Pearl nightstar black NH-A84P	Pearl siena red R-320P	Pearl fiji blue B-202P	Candy palm green GY-142C	Applicable model				
	CODE		Y210	NHA84	R320	B202	GY142	Initial applicable model	Final applicable model			
	Name of colored parts	Basic part No.										
1	BOX ASSY., SPEEDOMETER GEAR	44800-KWF-930	ZB	ZB	ZB	ZB	ZB			F-14-40	8	
2	COVER SET, L. SIDE	83600-KWS-900	ZA	ZA	ZA	ZA	ZA			F-24	2	
3	COVER SET, R. SIDE	83500-KWS-900	ZA	ZA	ZA	ZA	ZA			F-24	1	
4	COVER, TANK	17520-KWS-900	ZK	ZC	ZD	ZA	ZJ			F-21	8	
5	COWL, L. RR.	77220-KWS-900	ZC	ZC	ZC	ZC	ZC			F-23-10	2	
6	COWL, L. SIDE	50270-KWS-900	ZK	ZC	ZD	ZA	ZH			F-45	3	
7	COWL, R. RR.	77210-KWS-900	ZC	ZC	ZC	ZC	ZC			F-23-10	1	
8	COWL, R. SIDE	50260-KWS-900	ZK	ZE	ZF	ZC	ZH			F-45	1	
9	FENDER SET, RR.	80100-KWS-900	ZA	ZA	ZA	ZA	ZA			F-34	3	
10	FENDER,FRONT	61100-KWS-900	ZK	ZC	ZD	ZA	ZH			F-10	2	
11	FLANGE SUB ASSY., FINAL DRIVEN	42615-KWS-900	ZA	ZA	ZA	ZA	ZA			F-19-30	6	
12	GARNISH, L.	61402-KWS-900	ZG	ZE	ZF	ZC	ZD			F-43	5	
13	GARNISH, R.	61302-KWS-900	ZG	ZE	ZF	ZC	ZD			F-43	2	
14	MARK, HONDA	61308-KWS-900	ZA	ZA	ZA	ZA	ZA			F-50	7	
15	MARK, L. FUEL TANK WING	17532-KWS-900	ZA	ZB	ZB	ZB	ZC			F-50	4	
16	MARK, R. FUEL TANK WING	17531-KWS-900	ZA	ZB	ZB	ZB	ZC			F-50	3	
17	MARK, SIDE COVER	83610-KWS-900	ZA	ZA	ZA	ZA	ZA			F-50	8	
18	PANEL COMP., RR. BRAKE	43100-KWS-900	ZA	ZA	ZA	ZA	ZA			F-18	3	
19	TANK ASSY., FUEL	17500-KWS-900	ZM	ZK	ZL	ZH	ZJ			F-21	7	
20	VISOR SET, FR.	61300-KWS-900	ZA	ZA	ZA	ZA	ZA			F-43	1	

CBF110 (CBF110A).....3ID

CBF110M (CBF110MA).....3ID

No.	MODEL		CBF110A/CBF110MA					
	COLOR		Black	Rising red	Applicable model		Applicable block No.	Ref.No.
	CODE		NH-1	R-344	Initial applicable model	Final applicable model		
	Name of colored parts	Basic part No.	NH1	R344				
1	COVER SET, L. SIDE	83600-KWS-900	ZA	ZA			F-24	2
2	COVER SET, R. SIDE	83500-KWS-900	ZA	ZA			F-24	1
3	COVER, TANK	17520-KWS-900	ZF	ZH			F-21	8
4	COWL SET, L. SIDE	50300-KWS-930	ZC	ZD			F-45	3
5	COWL SET, R. SIDE	50200-KWS-930	ZC	ZD			F-45	1
6	COWL, L. RR.	77220-KWS-900	ZA	ZB			F-23-10	2
7	COWL, R. RR.	77210-KWS-900	ZA	ZB			F-23-10	1
8	FENDER SET, RR.	80100-KWS-900	ZA	ZA			F-34	3
9	FENDER, FR.	61100-KWS-900	ZF	ZJ			F-10	2
10	FLANGE SUB ASSY., FINAL DRIVEN	42615-KWS-900	ZA	ZA			F-19-30	6
11	GARNISH, L.	61402-KWS-900	ZA	ZB			F-43	5
12	GARNISH, R.	61302-KWS-900	ZA	ZB			F-43	2
13	MARK, HONDA	61308-KWS-900	ZA	ZA			F-50	7
14	MARK, L. FUEL TANK WING	17532-KWS-900	ZD	ZE			F-50	4
15	MARK, R. FUEL TANK WING	17531-KWS-900	ZD	ZE			F-50	3
16	MARK, SIDE COVER	83610-KWS-900	ZA	ZA			F-50	8
17	PANEL COMP., RR. BRAKE	43100-KWS-900	ZA	ZA			F-18	3
18	PANEL SUB COMP., FR. BRAKE	45010-KWF-900	ZA	ZA			F-13	4
19	STRIPE, L. FUEL TANK	17508-KWS-930	ZA	ZB			F-50	2
20	STRIPE, L. SIDE COWL	50301-KWS-930	ZA	ZB			F-50	6
21	STRIPE, R. FUEL TANK	17507-KWS-930	ZA	ZB			F-50	1
22	STRIPE, R. SIDE COWL	50201-KWS-930	ZA	ZB			F-50	5
23	TANK ASSY., FUEL	17500-KWS-930	ZF	ZG			F-21	7
24	VISOR SET, FR.	61300-KWS-900	ZA	ZA			F-43	1

## CBF110M (CBF110MA).....4ID

No.	MODEL		CBF110MA					
	COLOR		Black	Rising red	Applicable model		Applicable block No.	Ref.No.
	CODE		NH-1	R-344	Initial applicable model	Final applicable model		
	Name of colored parts	Basic part No.	NH1	R344				
1	BOX ASSY., SPEEDOMETER GEAR	44800-KWF-930	ZB	ZB			F-14-40	8
2	COVER SET, L. SIDE	83600-KWS-900	ZA	ZA			F-24	2
3	COVER SET, R. SIDE	83500-KWS-900	ZA	ZA			F-24	1
4	COVER, TANK	17520-KWS-900	ZF	ZH			F-21	8
5	COWL SET, L. SIDE	50300-KWS-930	ZC	ZD			F-45	3
6	COWL SET, R. SIDE	50200-KWS-930	ZC	ZD			F-45	1
7	COWL, L. RR.	77220-KWS-900	ZA	ZB			F-23-10	2
8	COWL, R. RR.	77210-KWS-900	ZA	ZB			F-23-10	1
9	FENDER SET, RR.	80100-KWS-900	ZA	ZA			F-34	3
10	FENDER, FR.	61100-KWS-900	ZF	ZJ			F-10	2
11	FLANGE SUB ASSY., FINAL DRIVEN	42615-KWS-900	ZA	ZA			F-19-30	6
12	GARNISH, L.	61402-KWS-900	ZA	ZB			F-43	5
13	GARNISH, R.	61302-KWS-900	ZA	ZB			F-43	2
14	MARK, HONDA	61308-KWS-900	ZA	ZA			F-50	7
15	MARK, L. FUEL TANK WING	17532-KWS-900	ZD	ZE			F-50	4
16	MARK, R. FUEL TANK WING	17531-KWS-900	ZD	ZE			F-50	3
17	MARK, SIDE COVER	83610-KWS-900	ZA	ZA			F-50	8
18	PANEL COMP., RR. BRAKE	43100-KWS-900	ZA	ZA			F-18	3
19	STRIPE, L. FUEL TANK	17508-KWS-930	ZA	ZB			F-50	2
20	STRIPE, L. SIDE COWL	50301-KWS-930	ZA	ZB			F-50	6
21	STRIPE, R. FUEL TANK	17507-KWS-930	ZA	ZB			F-50	1
22	STRIPE, R. SIDE COWL	50201-KWS-930	ZA	ZB			F-50	5
23	TANK ASSY., FUEL	17500-KWS-930	ZF	ZG			F-21	7
24	VISOR SET, FR.	61300-KWS-900	ZA	ZA			F-43	1

- The standard part fuel hose, general purpose hose and vinyl hose may be substituted by the coiled bulk part.
- When ordering the standard part fuel hose, general purpose hose and vinyl hose use the bulk part number written in the parts catalogue in brackets ( ) underneath the part name, or use the catalogue below.  
(The bulk part standard length is 1 m, however, those displayed in the catalogue < > are available in 3 m and 8 m lengths.)
- When exchanging the hose, cut and use at the specified length as mentioned in the part name.  
(For the method of cutting the bulk part, and method of filling out orders etc., please refer to the service manual and the instructions issued with the bulk part.)
- The list below is a catalogue of the standard part numbers and bulk part numbers. Note that those numbers are applicable to the listed replacement parts only.

Fuel hoses/Tubes			
Standard part No.	Bulk part No.	Bulk part	
		Inner diameter (mm)	Length (m)
95001-30xxx-2x	95001-30001-20M	3.0	1
95001-30xxx-3x	95001-30001-30M	3.0	1
95001-30xxx-4x	95001-30001-40M	3.0	1
95001-35xxx-2x	95001-35001-50M <95001-35003-50M>	3.5	1 3
95001-35xxx-3x	95001-35001-60M <95001-35003-60M>	3.5	1 3
95001-35xxx-4x	95001-35001-60M <95001-35003-60M>	3.5	1 3
95001-35xxx-5x	95001-35001-50M <95001-35003-50M>	3.5	1 3
95001-35xxx-6x	95001-35001-60M <95001-35003-60M>	3.5	1 3
95001-45xxx-2x	95001-45001-50M <95001-45003-50M>	4.5	1 3
95001-45xxx-3x	95001-45001-60M <95001-45003-60M> <95001-45008-60M>	4.5	1 3 8
95001-45xxx-4x	95001-45001-60M <95001-45003-60M> <95001-45008-60M>	4.5	1 3 8
95001-45xxx-5x	95001-45001-50M <95001-45003-50M>	4.5	1 3
95001-45xxx-6x	95001-45001-60M <95001-45003-60M> <95001-45008-60M>	4.5	1 3 8
95001-55xxx-2x	95001-55001-50M <95001-55003-50M> <95001-55008-50M>	5.5	1 3 8

Fuel hoses/Tubes			
Standard part No.	Bulk part No.	Bulk part	
		Inner diameter (mm)	Length (m)
95001-55xxx-3x	95001-55001-60M <95001-55003-60M> <95001-55008-60M>	5.5	1 3 8
95001-55xxx-4x	95001-55001-60M <95001-55003-60M> <95001-55008-60M>	5.5	1 3 8
95001-55xxx-5x	95001-55001-50M <95001-55003-50M> <95001-55008-50M>	5.5	1 3 8
95001-55xxx-6x	95001-55001-60M <95001-55003-60M> <95001-55008-60M>	5.5	1 3 8
95001-75xxx-2x	95001-75001-50M <95001-75003-50M>	7.5	1 3
95001-75xxx-3x	95001-75001-60M <95001-75003-60M> <95001-75008-60M>	7.5	1 3 8
95001-75xxx-4x	95001-75001-60M <95001-75003-60M> <95001-75008-60M>	7.5	1 3 8
95001-75xxx-5x	95001-75001-50M <95001-75003-50M>	7.5	1 3
95001-75xxx-6x	95001-75001-60M <95001-75003-60M> <95001-75008-60M>	7.5	1 3 8
95001-80xxx-2x	95001-80001-50M	8.0	1
95001-80xxx-3x	95001-80001-60M	8.0	1
95001-80xxx-4x	95001-80001-60M	8.0	1
95001-80xxx-5x	95001-80001-50M	8.0	1
95001-80xxx-6x	95001-80001-60M	8.0	1

Vinyl tube				
Standard part No.	Bulk part No.	Bulk part		
		Inner dia-meter (mm)	Outer dia-meter (mm)	Length (m)
95003-01xxx-3x	95003-01001-60M <95003-01003-60M>	2.9	6.8	1 3
95003-01xxx-60	95003-01001-60M <95003-01003-60M>	2.9	6.8	1 3
95003-03xxx-3x	95003-03001-60M <95003-03003-60M>	3.0	6.0	1 3
95003-03xxx-60	95003-03001-60M <95003-03003-60M>	3.0	6.0	1 3
95003-05xxx-3x	95003-05001-60M <95003-05003-60M> <95003-05008-60M>	3.5	6.5	1 3 8
95003-05xxx-60	95003-05001-60M <95003-05003-60M> <95003-05008-60M>	3.5	6.5	1 3 8
95003-07xxx-1x	95003-07001-10M <95003-07003-10M> <95003-07008-10M>	4.0	7.0	1 .3 8
95003-07xxx-20	95003-07001-10M <95003-07003-10M> <95003-07008-10M>	4.0	7.0	1 3 8
95003-07xxx-3x	95003-07001-60M <95003-07003-60M> <95003-07008-60M>	4.0	7.0	1 3 8
95003-07xxx-60	95003-07001-60M <95003-07003-60M> <95003-07008-60M>	4.0	7.0	1 3 8
95003-07xxx-7x	95003-07001-70M <95003-07003-70M> <95003-07008-70M>	4.0	7.0	1 3 8
95003-08xxx-1x	95003-08001-10M <95003-08003-10M> <95003-08008-10M>	4.5	6.5	1 3 8
95003-09xxx-3x	95003-09001-60M <95003-09003-60M>	4.5	8.0	1 3
95003-09xxx-60	95003-09001-60M <95003-09003-60M>	4.5	8.0	1 3
95003-10xxx-1x	95003-10001-10M <95003-10003-10M>	5.0	8.0	1 3
95003-10xxx-20	95003-10001-10M <95003-10003-10M>	5.0	8.0	1 3
95003-10xxx-3x	95003-10001-60M <95003-10003-60M>	5.0	8.0	1 3
95003-10xxx-60	95003-10001-60M <95003-10003-60M>	5.0	8.0	1 3
95003-11xxx-3x	95003-11001-60M <95003-11003-60M> <95003-11008-60M>	5.0	9.0	1 3 8
95003-11xxx-60	95003-11001-60M <95003-11003-60M> <95003-11008-60M>	5.0	9.0	1 3 8
95003-12xxx-1x	95003-12001-10M <95003-12003-10M> <95003-12008-10M>	5.0	7.0	1 3 8
95003-12xxx-20	95003-12001-10M <95003-12003-10M> <95003-12008-10M>	5.0	7.0	1 3 8

Vinyl tube				
Standard part No.	Bulk part No.	Bulk part		
		Inner dia-meter (mm)	Outer dia-meter (mm)	Length (m)
95003-14xxx-1x	95003-14001-10M <95003-14003-10M>	6.0	9.0	1 3
95003-14xxx-20	95003-14001-10M <95003-14003-10M>	6.0	9.0	1 3
95003-14xxx-3x	95003-14001-60M <95003-14003-60M>	6.0	9.0	1 3
95003-17xxx-1x	95003-17001-10M <95003-17003-10M>	7.0	9.0	1 3
95003-19xxx-1x	95003-19001-10M <95003-19003-10M> <95003-19008-10M>	7.0	11.0	1 3 8
95003-19xxx-20	95003-19001-10M <95003-19003-10M> <95003-19008-10M>	7.0	11.0	1 3 8
95003-19xxx-3x	95003-19001-60M <95003-19003-60M> <95003-19008-60M>	7.0	11.0	1 3 8
95003-19xxx-60	95003-19001-60M <95003-19003-60M> <95003-19008-60M>	7.0	11.0	1 3 8
95003-21xxx-1x	95003-21001-10M <95003-21003-10M>	8.0	9.0	1 3
95003-21xxx-20	95003-21001-10M <95003-21003-10M>	8.0	9.0	1 3
95003-23xxx-1x	95003-23001-10M <95003-23003-10M>	8.0	12.0	1 3
95003-23xxx-20	95003-23001-10M <95003-23003-10M>	8.0	12.0	1 3
95003-23xxx-3x	95003-23001-60M <95003-23003-60M> <95003-23008-60M>	8.0	12.0	1 3 8
95003-23xxx-60	95003-23001-60M <95003-23003-60M> <95003-23008-60M>	8.0	12.0	1 3 8
95003-25xxx-1x	95003-25001-10M <95003-25003-10M>	9.0	11.0	1 3
95003-25xxx-20	95003-25001-10M <95003-25003-10M>	9.0	11.0	1 3
95003-25xxx-3x	95003-25001-60M <95003-25003-60M>	9.0	11.0	1 3
95003-25xxx-7x	95003-25001-70M <95003-25003-70M>	9.0	11.0	1 3
95003-27xxx-1x	95003-27001-10M <95003-27003-10M>	9.0	13.0	1 3
95003-27xxx-20	95003-27001-10M <95003-27003-10M>	9.0	13.0	1 3
95003-27xxx-3x	95003-27001-60M <95003-27003-60M>	9.0	13.0	1 3
95003-27xxx-60	95003-27001-60M <95003-27003-60M>	9.0	13.0	1 3
95003-33xxx-1x	95003-33001-10M <95003-33003-10M>	10.0	14.0	1 3
95003-33xxx-20	95003-33001-10M <95003-33003-10M>	10.0	14.0	1 3

Vinyl tube				
Standard part No.	Bulk part No.	Bulk part		
		Inner dia-meter (mm)	Outer dia-meter (mm)	Length (m)
95003-36xxx-1x	95003-36001-10M <95003-36003-10M> <95003-36008-10M>	11.0	13.0	1 3 8
95003-36xxx-20	95003-36001-10M <95003-36003-10M> <95003-36008-10M>	11.0	13.0	1 3 8
95003-37xxx-3x	95003-37001-60M <95003-37003-60M>	11.0	15.0	1 3
95003-37xxx-60	95003-37001-60M <95003-37003-60M>	11.0	15.0	1 3
95003-38xxx-1x	95003-38001-10M <95003-38003-10M>	12.0	13.0	1 3
95003-38xxx-20	95003-38001-10M <95003-38003-10M>	12.0	13.0	1 3
95003-39xxx-1x	95003-39001-10M <95003-39003-10M>	12.0	14.0	1 3
95003-39xxx-20	95003-39001-10M <95003-39003-10M>	12.0	14.0	1 3
95003-40xxx-20	95003-40001-10M <95003-40003-10M>	12.0	16.0	1 3
95003-40xxx-3x	95003-40001-60M <95003-40003-60M>	12.0	16.0	1 3
95003-40xxx-60	95003-40001-60M <95003-40003-60M>	12.0	16.0	1 3
95003-43xxx-1x	95003-43001-10M <95003-43003-10M> <95003-43008-10M>	13.0	15.0	1 3 8
95003-43xxx-20	95003-43001-10M <95003-43003-10M> <95003-43008-10M>	13.0	15.0	1 3 8
95003-45xxx-1x	95003-45001-10M <95003-45003-10M> <95003-45008-10M>	14.0	18.0	1 3 8
95003-45xxx-20	95003-45001-10M <95003-45003-10M> <95003-45008-10M>	14.0	18.0	1 3 8
95003-50xxx-1x	95003-50001-10M <95003-50003-10M>	16.0	19.0	1 3
95003-50xxx-20	95003-50001-10M <95003-50003-10M>	16.0	19.0	1 3
95003-50xxx-3x	95003-50001-60M <95003-50003-60M>	16.0	19.0	1 3
95003-55xxx-1x	95003-55001-10M <95003-55003-10M>	17.5	20.5	1 3
95003-55xxx-20	95003-55001-10M <95003-55003-10M>	17.5	20.5	1 3
95003-60xxx-1x	95003-60001-10M <95003-60003-10M>	22.0	27.0	1 3
95003-60xxx-20	95003-60001-10M <95003-60003-10M>	22.0	27.0	1 3
95003-60xxx-3x	95003-60001-60M <95003-60003-60M>	22.0	27.0	1 3
95003-60xxx-60	95003-60001-60M <95003-60003-60M>	22.0	27.0	1 3

General purpose hoses			
Standard part No.	Bulk part No.	Bulk part	
		Inner diameter (mm)	Length (m)
95005-11xxx-3x	95005-11001-30M	11.0	1
95005-11xxx-5x	95005-11001-50M	11.0	1
95005-12xxx-1x	95005-12001-10M <95005-12003-10M>	12.0	1 3
95005-12xxx-2x	95005-12001-20M	12.0	1
95005-12xxx-3x	95005-12001-30M	12.0	1
95005-12xxx-5x	95005-12001-50M	12.0	1
95005-14xxx-1x	95005-14001-10M	14.0	1
95005-14xxx-2x	95005-14001-20M <95005-14003-20M>	14.0	1 3
95005-14xxx-3x	95005-14001-30M	14.0	1
95005-14xxx-5x	95005-14001-50M	14.0	1
95005-17xxx-1x	95005-17001-10M	17.0	1
95005-17xxx-2x	95005-17001-20M	17.0	1
95005-17xxx-3x	95005-17001-30M	17.0	1
95005-17xxx-5x	95005-17001-50M	17.0	1
95005-30xxx-3x	95005-30001-30M	3.0	1
95005-30xxx-5x	95005-30001-50M	3.0	1
95005-35xxx-1x	95005-35001-10M <95005-35003-10M> <95005-35008-10M>	3.5	1 3 8
95005-35xxx-2x	95005-35001-20M	3.5	1
95005-35xxx-3x	95005-35001-30M	3.5	1
95005-35xxx-4x	95005-35001-10M <95005-35003-10M> <95005-35008-10M>	3.5	1 3 8
95005-35xxx-5x	95005-35001-50M	3.5	1
95005-45xxx-1x	95005-45001-10M <95005-45003-10M> <95005-45008-10M>	4.5	1 3 8
95005-45xxx-2x	95005-45001-20M	4.5	1
95005-45xxx-3x	95005-45001-30M	4.5	1

General purpose hoses			
Standard part No.	Bulk part No.	Bulk part	
		Inner diameter (mm)	Length (m)
95005-45xxx-4x	95005-45001-10M <95005-45003-10M> <95005-45008-10M>	4.5	1 3 8
95005-45xxx-5x	95005-45001-50M	4.5	1
95005-50xxx-3x	95005-50001-30M <95005-50003-30M>	5.0	1 3
95005-50xxx-5x	95005-50001-50M	5.0	1
95005-55xxx-1x	95005-55001-10M <95005-55003-10M> <95005-55008-10M>	5.3	1 3 8
95005-55xxx-2x	95005-55001-20M <95005-55003-20M>	5.3	1 3
95005-55xxx-4x	95005-55001-10M <95005-55003-10M> <95005-55008-10M>	5.3	1 3 8
95005-65xxx-1x	95005-65001-10M <95005-65003-10M>	6.5	1 3
95005-65xxx-2x	95005-65001-20M	6.5	1
95005-70xxx-3x	95005-70001-30M <95005-70003-30M>	7.0	1 3
95005-70xxx-5x	95005-70001-50M	7.0	1
95005-75xxx-1x	95005-75001-10M <95005-75003-10M>	7.3	1 3
95005-75xxx-2x	95005-75001-20M	7.3	1
95005-80xxx-1x	95005-80001-10M <95005-80003-10M>	8.0	1 3
95005-80xxx-2x	95005-80001-20M	8.0	1
95005-80xxx-3x	95005-80001-30M	8.0	1
95005-80xxx-5x	95005-80001-50M	8.0	1
95005-91xxx-3x	95005-91001-30M	12.0	1
95005-91xxx-5x	95005-91001-50M	12.0	1
95005-92xxx-3x	95005-92001-30M	12.0	1
95005-92xxx-5x	95005-92001-50M	12.0	1

NOTE: X is displayed to represent the omitted numerals and letters of the roman alphabet.

» **CAUTION: It is DANGEROUS to confuse the fuel hose with the general purpose hose or vinyl hose.**

Never use a general purpose hose or vinyl hose in place of a fuel hose or vice versa. Always use the correct bulk part in the parts catalogue, according to the service manual or the instructions issued with the bulk part.

• Bulk part number of fuel hose, general purpose hose and vinyl hose.

(Example)

9 5 0 0 1 - 7 5 0 0 1 - 5 0 M

Bulk part number: Refers to the bulk part.

Marking code (hose type): (fuel hose and general purpose hose)

Change code (for added hose): (Vinyl hose)

- Indicates number mark or change sequence, however, the code for the bulk part must be strictly 0 (zero).

Types of code:

- Fuel hose
  - 2: Red outside braid (3 mm inside dia. only)
  - 5: Black inside braid
  - 3: Red (3 mm inside dia. only)
  - 4: Ash gray with red stripe (3 mm inside dia. only)
  - 6: Black

- Vinyl hose
  - 1: Clear
  - 2: Black
  - 3: Light red
  - 6: Light red
  - 7: Pale black

- General hose
  - 1: Ash gray
  - 2: Ash gray
  - 3: Black
  - 5: Black

Lengths: 001: 1 m (standard)  
003: 3 m  
008: 8 m

I.D code: (fuel hose and general purpose hose)

- |                    |                                |
|--------------------|--------------------------------|
| 30: 3.0 mm         | 11: 11 mm                      |
| 35: 3.5 mm         | 91: 12 mm (outside dia. 15) mm |
| 45: 4.5 mm         | 92: 12 mm (outside dia. 16) mm |
| 50: 5.0 mm         | 12: 12 mm (outside dia. 17) mm |
| 55: 5.3 mm, 5.5 mm | 14: 14 mm                      |
| 65: 6.5 mm         | 17: 17 mm                      |
| 70: 7.0 mm         |                                |
| 75: 7.3 mm, 7.5 mm |                                |
| 80: 8.0 mm         |                                |

ID./OD. code: (vinyl hose)

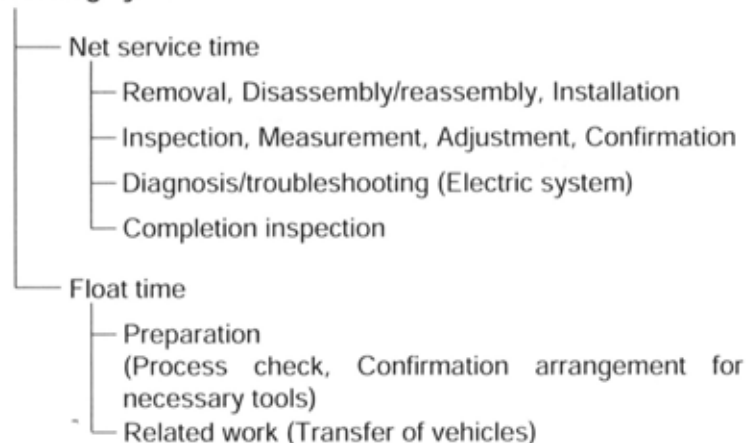
- |                         |                           |                           |
|-------------------------|---------------------------|---------------------------|
| 01: ID. 2.9, OD. 6.8 mm | 14: ID. 6.0, OD. 9.0 mm   | 37: ID. 11.0, OD. 15.0 mm |
| 03: ID. 3.0, OD. 6.0 mm | 17: ID. 7.0, OD. 9.0 mm   | 38: ID. 12.0, OD. 13.0 mm |
| 05: ID. 3.5, OD. 6.5 mm | 19: ID. 7.0, OD. 11.0 mm  | 39: ID. 12.0, OD. 14.0 mm |
| 07: ID. 4.0, OD. 7.0 mm | 21: ID. 8.0, OD. 9.0 mm   | 40: ID. 12.0, OD. 16.0 mm |
| 08: ID. 4.5, OD. 6.5 mm | 23: ID. 8.0, OD. 12.0 mm  | 43: ID. 13.0, OD. 15.0 mm |
| 09: ID. 4.5, OD. 8.0 mm | 25: ID. 9.0, OD. 11.0 mm  | 45: ID. 14.0, OD. 18.0 mm |
| 12: ID. 5.0, OD. 7.0 mm | 27: ID. 9.0, OD. 13.0 mm  | 50: ID. 16.0, OD. 19.0 mm |
| 10: ID. 5.0, OD. 8.0 mm | 33: ID. 10.0, OD. 14.0 mm | 55: ID. 17.5, OD. 20.5 mm |
| 11: ID. 5.0, OD. 9.0 mm | 36: ID. 11.0, OD. 13.0 mm | 60: ID. 22.0, OD. 27.0 mm |

Hose type: 1: Fuel hose  
3: Vinyl hose  
5: General hose

## FLAT RATE SERVICE TIME

Flat rate service time (FRT) means the standard time required to service a MC, which is listed in this manual to help the dealers control the actual working process and calculate the service charge by using it as a guide.

### FRT setting system



\* Float time is set by multiplying the net service time by a given coefficient.

### Editorial style

The service items shown in the text are listed with the exchange work time for the repair sales parts as the subject. Other representative service items not using repair parts (removal/installation, adjustment, inspection/measuring, and other work) are listed collectively in the list in the preface, classified according to the work.

### FRT setting standard

- Decimal system (in unit of 0.1) is adopted to set FRT as it is convenient to calculate the wage.  
Example: (0.1) → 6 minutes, (0.2) → 12 minutes  
[Labor cost per hour] x [FRT] = [Wage]
- FRT is set with a hand tool.
- Service items and FRT can be subject to change depending on development of tools and service equipment and improvement in service procedure.

**Work procedure**

- As the work procedure is set with the work time according to the method in the separate Service Manual, refer to this Manual as required.
- Work methods permitting servicing in the shortest time still permitting assurance of safe work and product warranty are used for the setting of service items not listed in the Service Manual.
- Work basically is to be performed by one person, and when two or more people are required, setting is done as the total time for the number of people.
- The set value for the technological level of the workers uses a person with three years of experience in the repair of Honda vehicles as the standard.
- Special tools and service equipment used to set FRT are those specified or recommended in Service Manual.

**Service item whose FRT is not presented**

- Accessories and service parts that are not listed to use in this manual.
- Locations with little aging deterioration or breakage during normal use.
- Service work that can be finished by one touch.
- Service work that is seldom done (i.e. extremely small causes of trouble and service frequency).
- \* When FRT is not presented, please calculate wages based on appropriate actual work time

**Operation not included of FRT**

- Oil and coolant water draining, Waiting time for warming up operation and etc..
- Additional operation that involves removal/installation of standard exterior equipment.
- Indirect time spent for service by visiting the customer, trade-in, and delivery of a MC.
- Indirect time required for ordering and delivery of parts.
- Cost for grease, adhesive agent, etc. used for service work.

**Explanation of FRT by using an example**  
**(The example may differ from the actual presented items)**

Ref. No.	L.O.N.	Description <small>(Relative ref. Number)</small>	F.R.T.
①	111118	⑦ (1, 3, 4, 7)	②
②		④ CAMSHAFT ..... 4.5	
③	111118A	⑥ • Includes: Valve clearance adjustment	
		⑤ Replace rocker arm add ..... 1.0	

- ① Reference No. of the illustration of part that shows location of the replacement work.
- ② FRT is an abbreviation of Flat Rate Time indicating the standard service time required for the replacement.
- ③ LON is an abbreviation of Labor Operation Number, and it is a classification of the service items by the work unit code.

The same operation code is used regardless of the models.

Standard operation is indicated with 6 digits code, and additional operation is indicated with 7 digits code.

- ④ Indicating the camshaft replacement and FRT4.5.
- ⑤ Indicating FRT1.0 that will be added when additional operation (replace rocker arm) is done in association with camshaft replacement.

- ⑥ Indicating work contents that are included in the service item.
- ⑦ Indicating a reference No. whose operation and time are the same as FRT4.5 for the camshaft.

(The application range is limited to the service items without an LON setting within a same block.)

**How to refer to the service item by using the sample**  
**(camshaft replacement)**

Open to the page of the block where the camshaft's spare part illustration is shown.



Look for the camshaft illustration, and refer to the service item and FRT that agree with the reference No.

Indication mark for the listing of service items that continues to the following page

Ref. No.	L.O.N.	(Relative ref. Number) Description	F.R.T.
2	111118	CAMSHAFT .....	4.5
	.	.	.
	.	.	.

+  
Mark indicated at the last line.

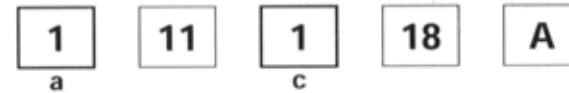
Indication of the block with no setting of FRT

Ref. No.	L.O.N.	(Relative ref. Number) Description	F.R.T.
NO INFORMATION .....			

• LON code system



- a) Category code..... Engine
- b) Location/function code ..... Engine upper
- c) Operation code..... Replace
- d) Operation sequence number (Unit code can be shown with alphabet)  
..... camshaft  
(No regular rule of code)
- e) Additional code ..... replace rocker arm  
(No regular rule of code)



a) Category codes and classification

Code	Category
1	Engine
2	Transmission
3	Fuel & Exhaust
4	Frame & Body
5	Steering/Suspension
6	Electrical
7	Wheels/Brakes
8	Controls/instrument
9	-
0	-

c) Operation codes and classification

Code	Operation category
1	Replace, Removal/Installation, Change
2	Overhaul
3	Adjust, Balance
4	(Paint-related work: Top-coat)
5	Test, Inspect/diagnose, Measurement, Check
6	(Overhaul-related work: Rebores)
7	(Overhaul-related work: Reseal)
8	(Resurface)
9	(Paint-related work: Refinish)
0	Repair, Cleaning, Air bleeding

Major service items without using spare parts

(1) Removal/Installation, (2) Adjustment,  
(3) Inspection/Measurement, (4) Overhaul, (5) Other work

[ E: Engine, F: Frame ]

## \* OPERATIONS OTHER THAN REPLACING PARTS

### (1) Removal and installation

Set for the configuration with the parts removed from the vehicle.

	LON	DESCRIPTION	FRT
E	1101E5	<b>TILTING ENGINE ASSEMBLY-REMOVAL/INSTALLATION</b> INCLUDES: All necessary adjustment	1.6
	1111K0	<b>CYLINDER HEAD ASSEMBLY-REMOVAL/INSTALLATION</b>	1.3
	3111D6	<b>CARBURETOR ASSEMBLY-REMOVAL/INSTALLATION</b>	0.5
	1101E6	<b>CRANKCASE SEPARATION</b> INCLUDES: Engine removal and installation	3.3

### (2) Adjustment

	LON	DESCRIPTION	FRT
E	3113A0	<b>CARBURETOR IDLE-ADJUSTMENT</b>	0.1
	2123A0	<b>CLUTCH-ADJUSTMENT</b> INCLUDES: Clutch lever adjustment	0.1
	6143A1	<b>SPARK PLUG-ADJUSTMENT/CLEANING</b>	0.1
	1113A0	<b>VALVE CLEARANCE-ADJUSTMENT</b> NOTE: For 1 vehicle	0.5
F	6163A0	<b>HEADLIGHT-AIMING</b>	0.1
	2133A0	<b>DRIVE CHAIN-ADJUSTMENT</b>	0.1
	7113A1	<b>REAR BRAKE-ADJUSTMENT</b> EXCLUDES: Rear brake shoe adjustment	0.1
	3113A3	<b>THROTTLE OPERATION-ADJUSTMENT</b>	0.1

### (3) Inspection, Measurement

	LON	DESCRIPTION	FRT
E	1115A0	<b>COMPRESSION PRESSURE-MEASUREMENT</b>	0.1
	3115A0	<b>CARBURETOR FLOAT LEVEL-MEASUREMENT</b>	0.7
	6145A0	<b>IGNITION TIMING-INSPECTION</b>	0.2
	1135A0	<b>ENGINE OIL-INSPECTION</b> EXCLUDES: Oil change	0.1
F	7115A0	<b>BRAKE OPERATION-TEST</b>	0.1
	6105A0	<b>BATTERY-CHECKING OF ELECTROLYTE LEVEL &amp; CHARGE</b>	0.2

### (4) Overhaul

Work condition: The required Measurements, inspections, adjustments, and cleaning/washing of each part are performed, including the main body removal/installation work and the replacement of defective parts.

	LON	DESCRIPTION	FRT
E	311200	<b>CARBURETOR-OVERHAUL</b> INCLUDES: All necessary adjustment	0.8

### (5) Other work

	LON	DESCRIPTION	FRT
E	1130A1	<b>OIL FILTER SCREEN-CLEANING</b>	0.3
F	3120A0	<b>CLEANER ELEMENT-CLEANING</b>	0.2
	7110A0	<b>FRONT BRAKE-AIR BLEEDING</b>	0.2

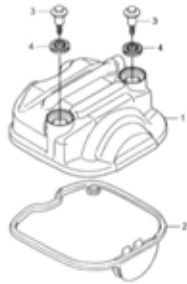
# ENGINE GROUP

C 5

E-1

CYLINDER HEAD COVER

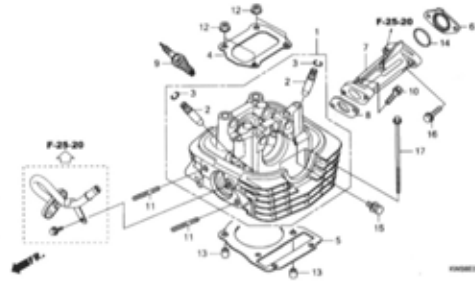
D 1



E-2

CYLINDER HEAD

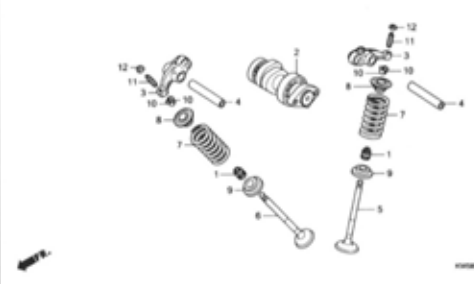
D 2



E-3

CAMSHAFT/VALVE

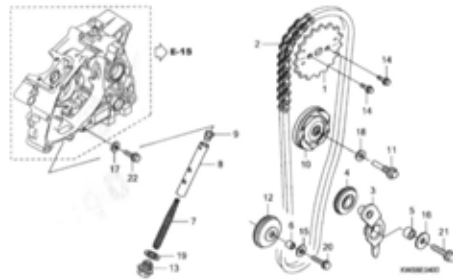
D 3



E-4

CAM CHAIN/TENSIONER

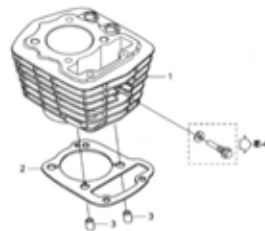
D 4



E-5

CYLINDER

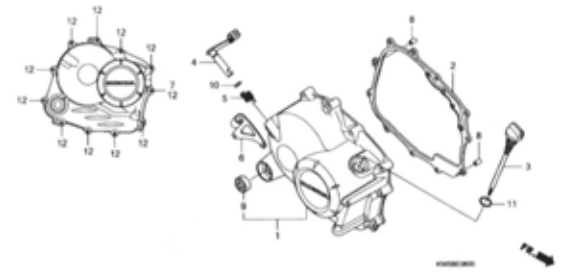
D 5



E-6

RIGHT CRANKCASE COVER

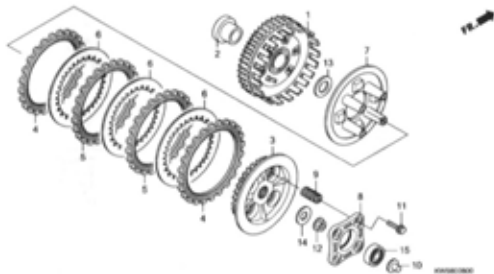
D 6



E-8

CLUTCH

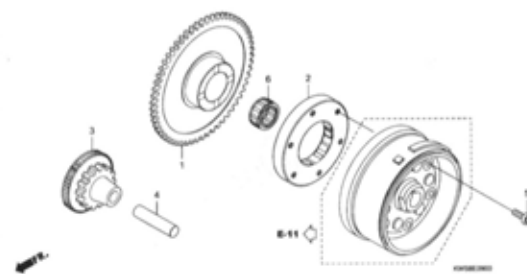
D 7



E-9

STARTING CLUTCH

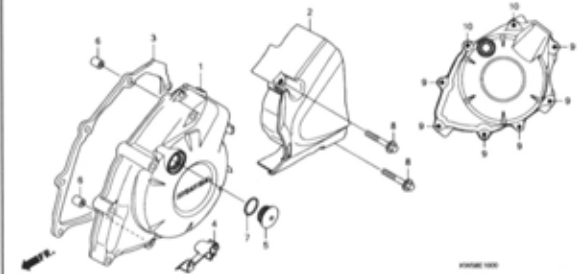
D 8



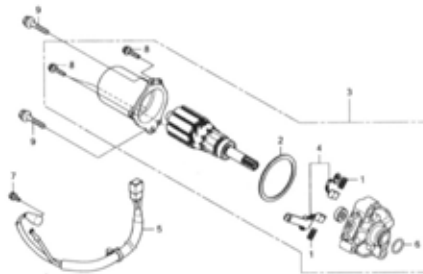
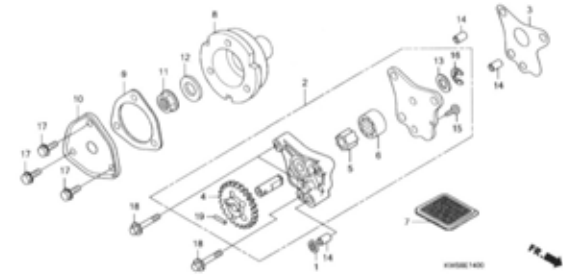
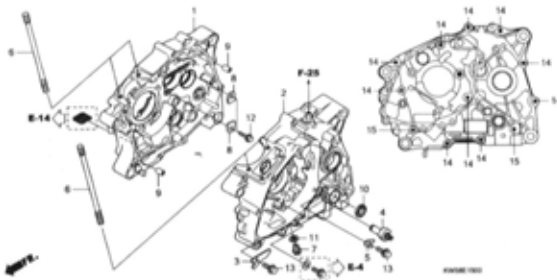
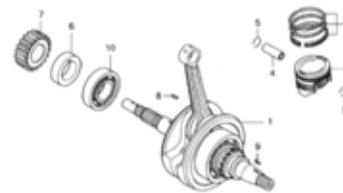
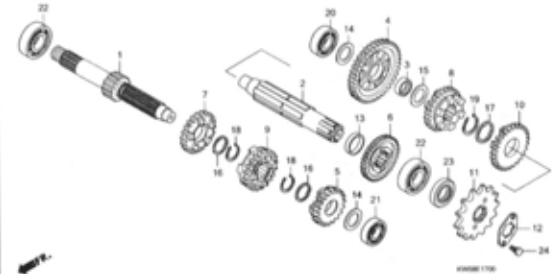
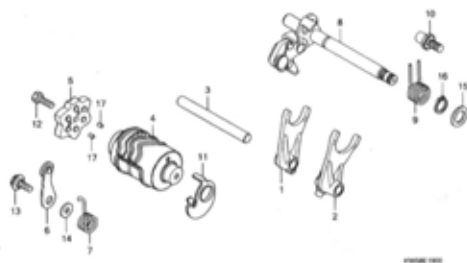
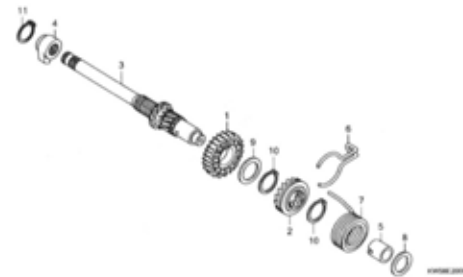
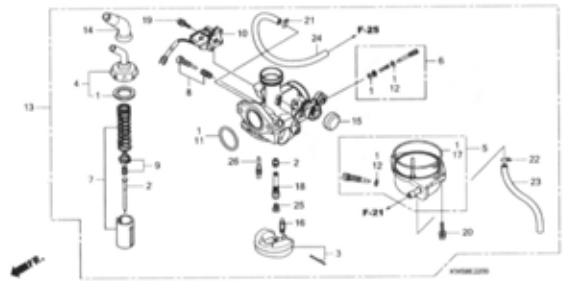
E-10

LEFT CRANKCASE COVER

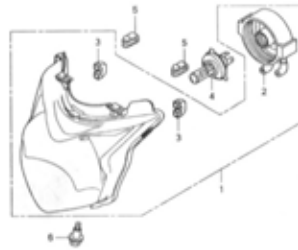
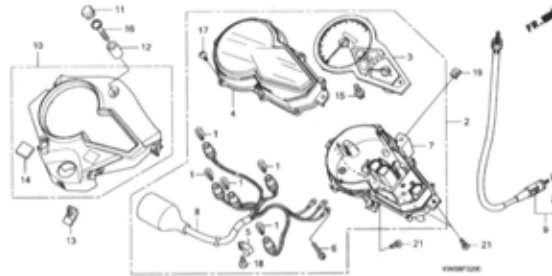
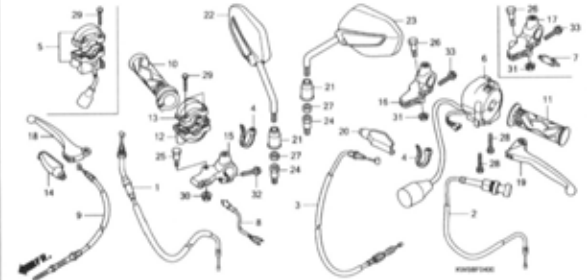
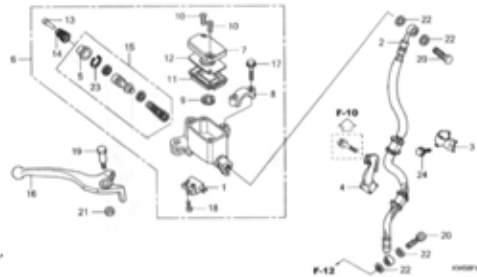
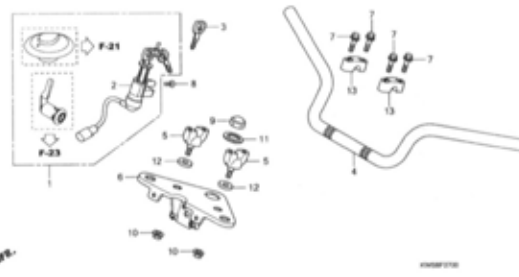
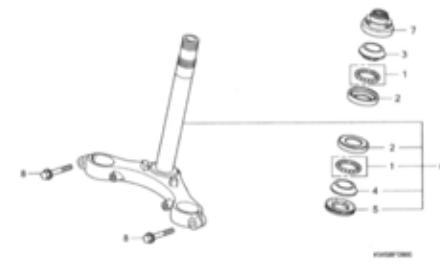
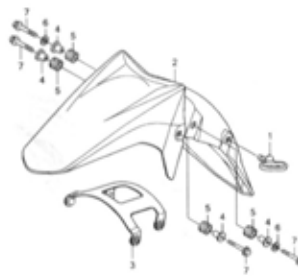
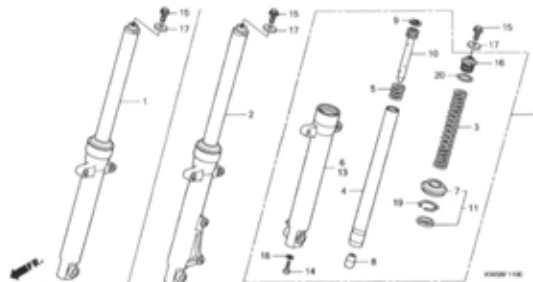
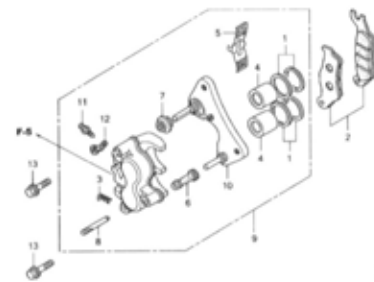
D 9



# ENGINE GROUP

**C 6****E-11****GENERATOR****D10****E-13****STARTING MOTOR****D11****E-14****OIL PUMP****D12****E-15****CRANKCASE****D13****E-16****CRANKSHAFT/PISTON****D14****E-17****TRANSMISSION****D15****E-19****GEARSHIFT DRUM****E 1****E-20****KICK STARTER SPINDLE****E 2****E-22****CARBURETOR****E 3**

# FRAME GROUP

**C 7****F-1****HEADLIGHT****F 1****F-2****METER****F 2****F-4****HANDLE LEVER/SWITCH/CABLE/MIRROR****F 3****F-5****FR. BRAKE MASTER CYLINDER****F 5****F-7****HANDLE PIPE/TOP BRIDGE****F 6****F-9****STEERING STEM****F 7****F-10****FRONT FENDER****F 8****F-11****FRONT FORK****F 9****F-12****FRONT BRAKE CALIPER****F10**

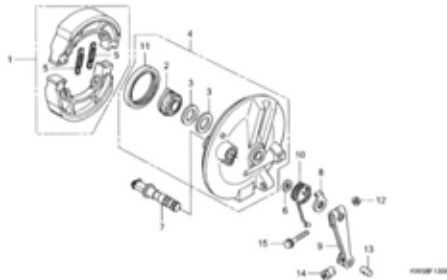
# FRAME GROUP

C 8

F-13

FRONT BRAKE PANEL

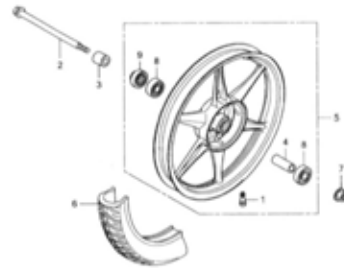
F11



F-14-30

FRONT WHEEL(DRUM BRAKE)

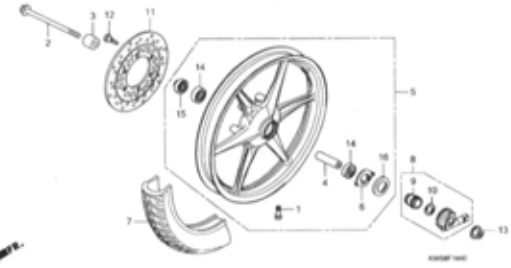
F13



F-14-40

FRONT WHEEL(DISK BRAKE)

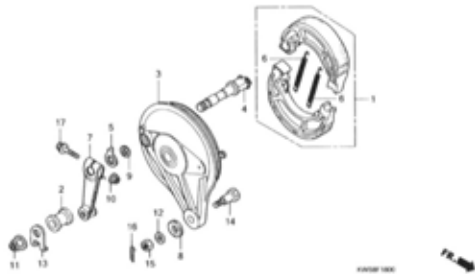
F14



F-18

REAR BRAKE PANEL

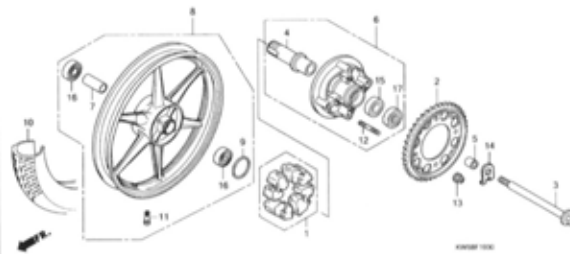
F15



F-19-30

REAR WHEEL

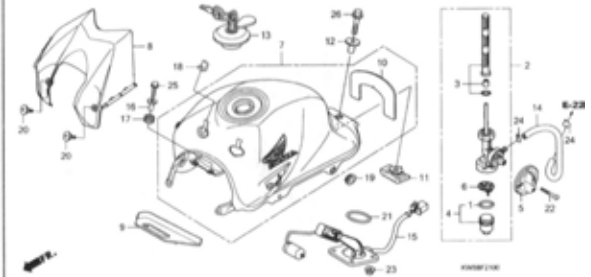
F16



F-21

FUEL TANK

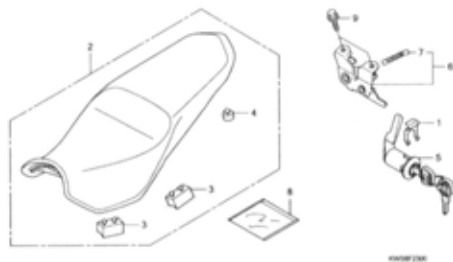
G 2



F-23

SEAT

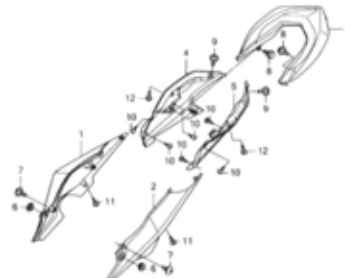
G 4



F-23-10

REAR COWL

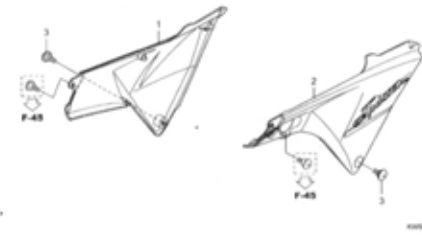
G 5



F-24

SIDE COVER

G 6



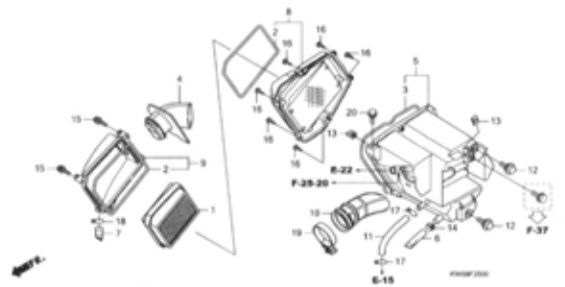
# FRAME GROUP

C 9

F-25

AIR CLEANER

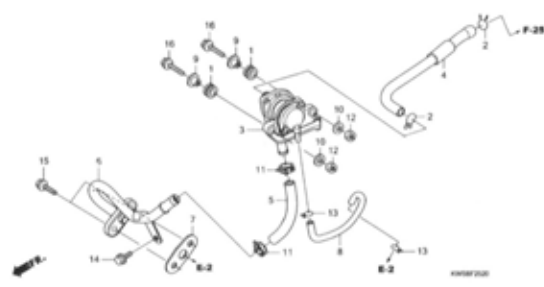
G 7



F-25-20

AIR SUCTION VALVE

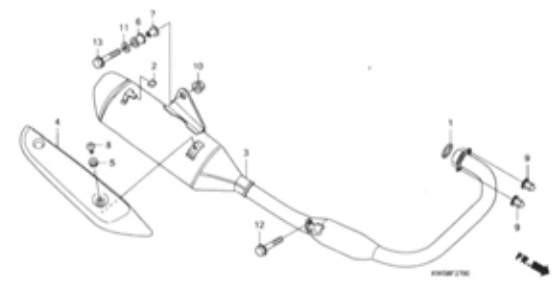
G 8



F-27

EXHAUST MUFFLER

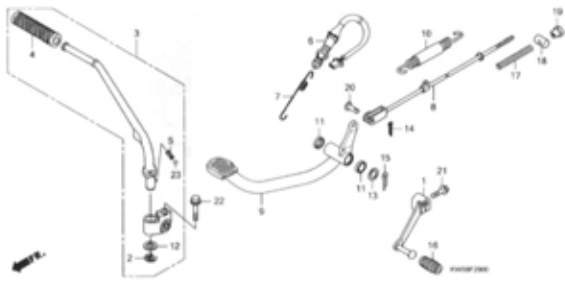
G 9



F-29

PEDAL/KICK STARTER ARM

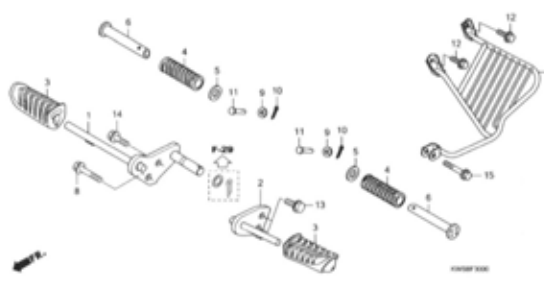
G10



F-30

STEP

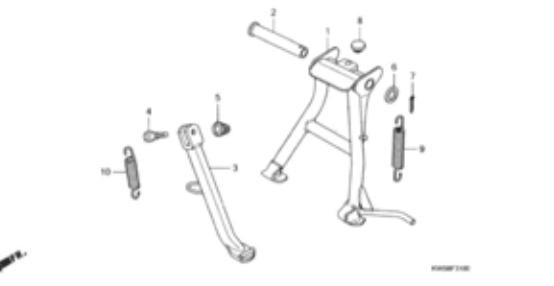
G11



F-31

STAND

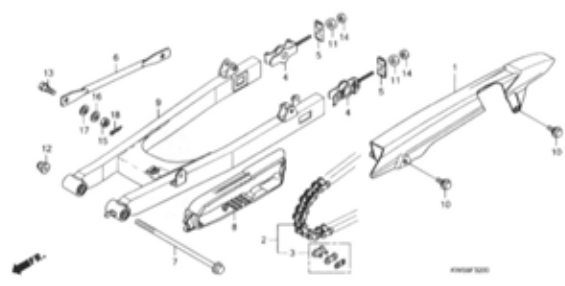
G12



F-32

SWINGARM

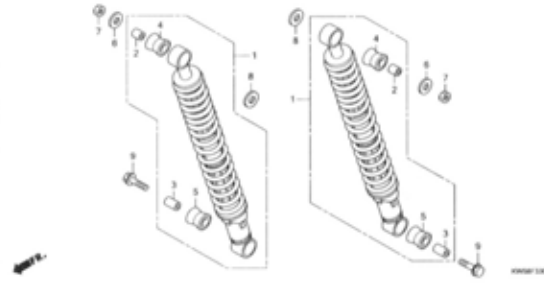
G13



F-33

REAR CUSHION

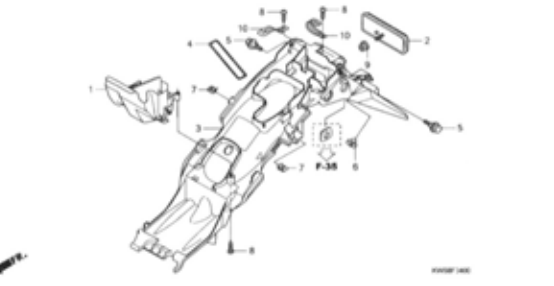
G14



F-34

REAR FENDER

G15



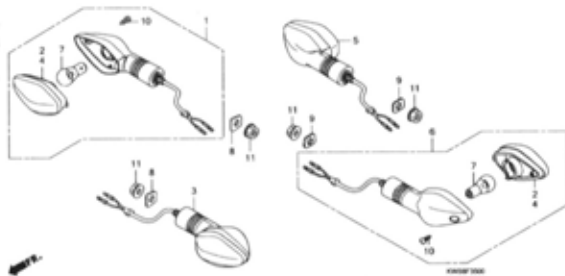
# FRAME GROUP

C10

F-35

WINKER

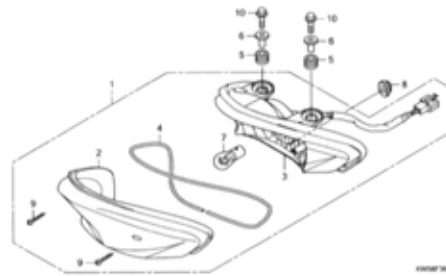
G16



F-36

TAILLIGHT

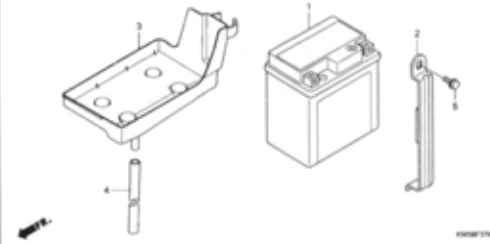
H 1



F-37

BATTERY

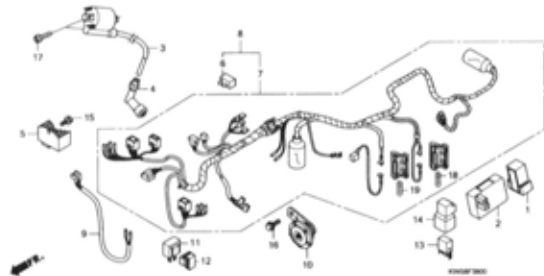
H 2



F-38

WIRE HARNESS

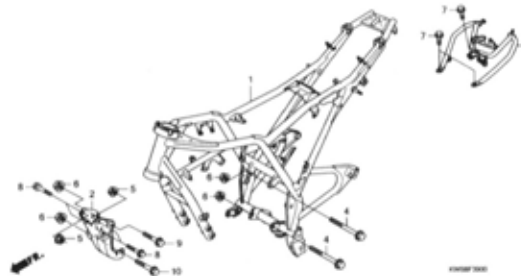
H 3



F-39

FRAME BODY

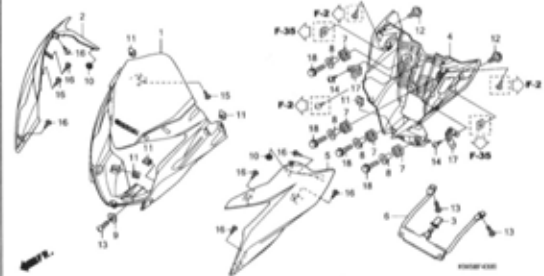
H 4



F-43

FRONT VISOR

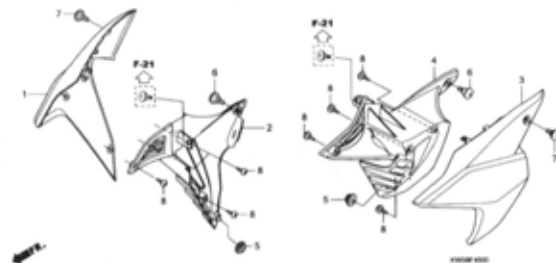
H 5



F-45

SIDE COWL

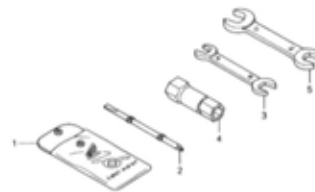
H 7



F-48

TOOLS

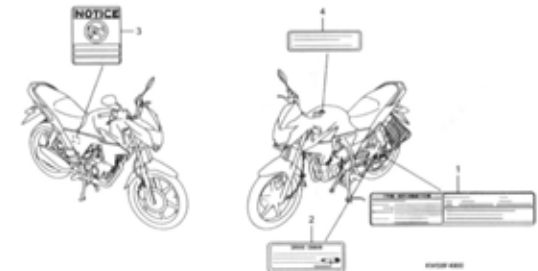
H 8



F-49

CAUTION LABEL

H 9



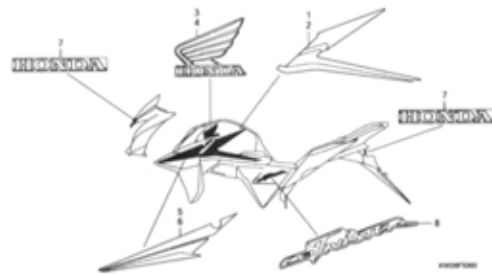
FRAME GROUP

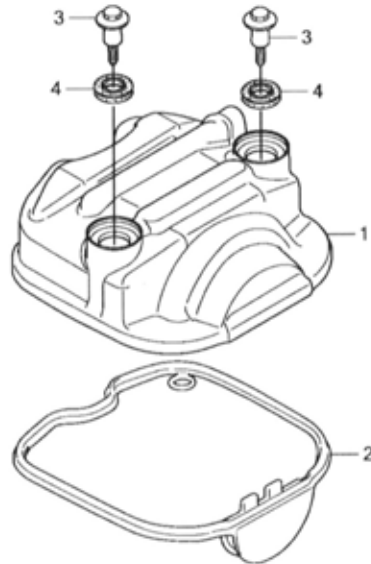
C11

F-50

H10

STRIPE/MARK

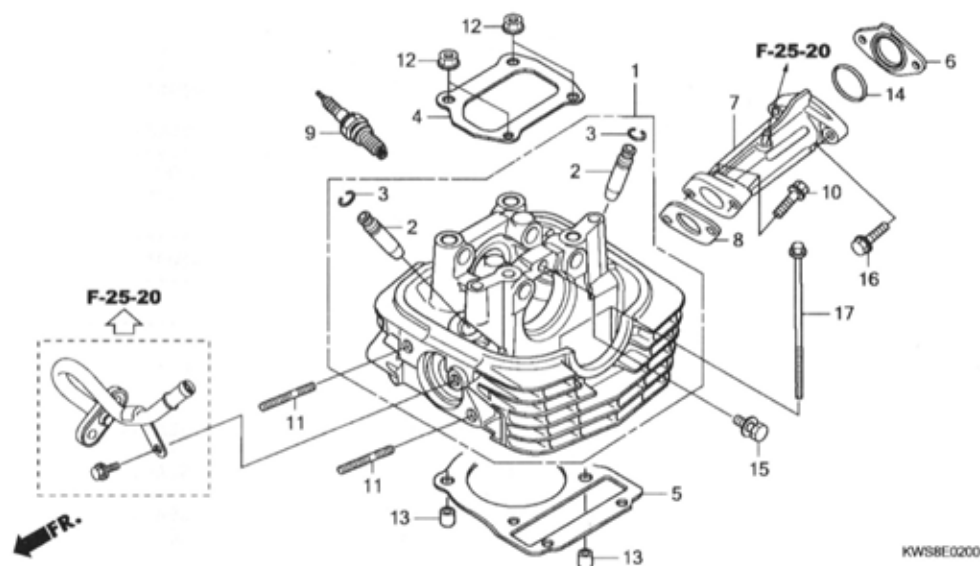




KWS8E0100

Ref. No.	L.O.N.	(Relative ref. Number) Description	F.R.T.
1	1111C4	COVER, CYLINDER HEAD .....	0.3
2	1111D2	GASKET, CYLINDER HEAD COVER ..	0.3

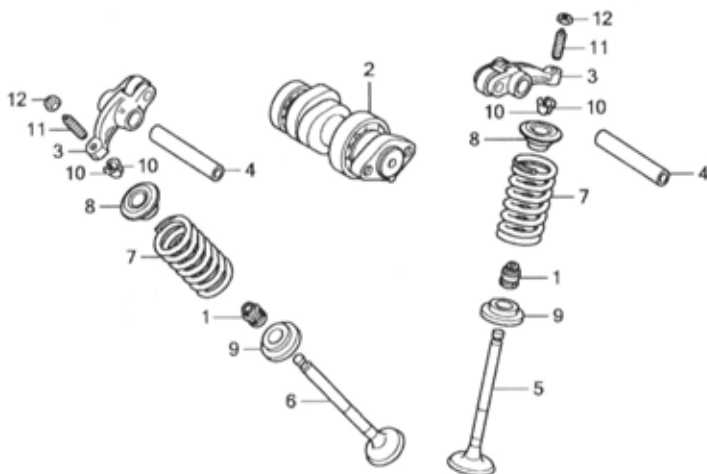
Ref. No.	Part No.	Description	Reqd. QTY		Serial No.	Parts catalogue code
			CBF110 A	MA		
1	12310-KWS-900	COVER COMP., CYLINDER HEAD ..	1	1		
2	12391-KWS-900	GASKET, HEAD COVER .....	1	1		
3	90003-KFG-000	BOLT, L. CRANKCASE COVER ....	2	2		
4	90543-MV9-670	RUBBER, MOUNTING .....	2	2		



KWS8E0200

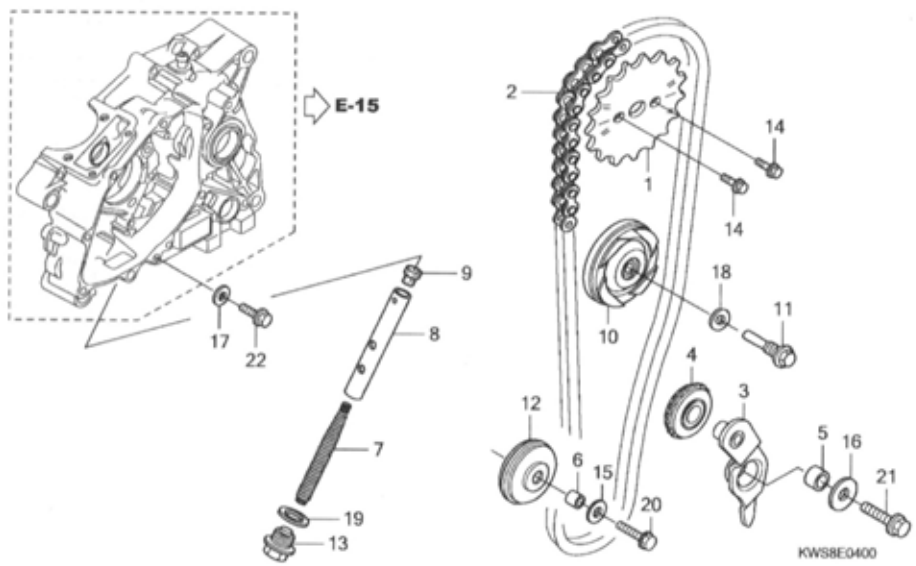
Ref. No.	L.O.N.	(Relative ref. Number) Description	F.R.T.
1	111106	HEAD, CYLINDER ..... .INCLUDES: Valve adjust and reface	2.0
2	1111M0	GUIDE, EXHAUST VALVE(ONE) .... .INCLUDES: Reaming .INCLUDES: Valve adjust and reface	2.0
	1111M9	GUIDE, VALVE :FOR 1 VEHICLE .. .INCLUDES: Reaming .INCLUDES: Valve adjust and reface	2.3
5	111115	GASKET, CYLINDER HEAD ..... (6,8,14)	1.3
7	111107	MANIFOLD, INTAKE .....	0.5
9	614130	PLUG, SPARK .....	0.1

Ref. No.	Part No.	Description	Reqd. QTY		Serial No.	Parts catalogue code
			CBF110 A	MA		
1	12200-KWS-900	HEAD COMP., CYLINDER .....	1	1		
2	12204-KWP-P00	GUIDE, VALVE (OS) .....	2	2		
3	12206-KPL-900	CLIP, VALVE GUIDE .....	2	2		
4	12212-KWS-900	PLATE, CYLINDER HEAD .....	1	1		
5	12251-KWS-901	GASKET, CYLINDER HEAD .....	1	1		
6	16211-KTC-900	INSULATOR, CARBURETOR .....	1	1		
7	17110-KWS-900	PIPE COMP., INLET .....	1	1		
8	17112-KWS-901	GASKET, IN. PIPE .....	1	1		
9	31917-KPH-901	PLUG, SPARK (CPR7EA-9)(NGK) ..	1	1		
10	90001-KWS-900	BOLT, FLANGE, 6X28 .....	2	2		
11	90040-KWS-900	BOLT, STUD, 8X28 .....	2	2		
12	90202-KWS-900	NUT, FLANGE, 7MM .....	4	4		
13	90701-KPL-900	DOWEL PIN, SPECIAL, 8X14 ....	2	2		
14	91304-KPG-T00	O-RING, 28X2.4 .....	1	1		
15	93404-06012-00	BOLT-WASHER, 6X12 .....	1	1		
16	95701-06025-00	BOLT, FLANGE, 6X25 .....	2	2		
17	96001-06100-00	BOLT, FLANGE, 6X100 .....	2	2		



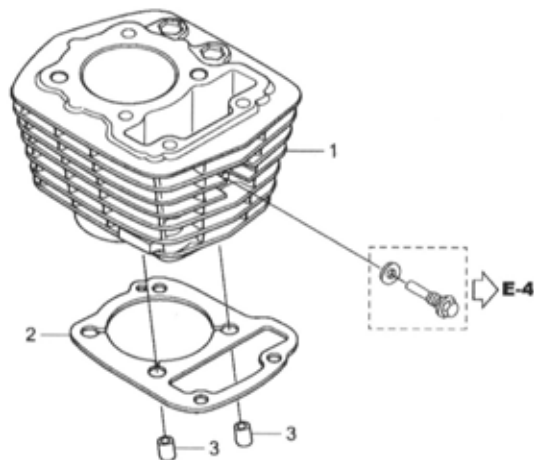
Ref. No.	L.O.N.	(Relative ref. Number) Description	F.R.T.
2	111118	CAMSHAFT ..... .INCLUDES: Valve adjustment (4)	0.7
3	1111K8	ARM, INTAKE VALVE ROCKER(ONE) .INCLUDES: Valve adjustment	0.7
	1111K9	ARM, EXHAUST VALVE ROCKER(ONE) .INCLUDES: Valve adjustment	0.7
	1111L8	ARM, VALVE ROCKER :FOR 1 VEHICLE .....	0.7
5	1111N0	VALVE, INTAKE(ONE) .....	1.6
6	1111N1	VALVE, EXHAUST(ONE) .....	1.6
	1111P0	VALVE :FOR 1 VEHICLE .....	1.8
7	1111P2	SPRING AND/OR STEM SEAL, INTAKE VALVE(ONE) .....	1.4
	1111P3	SPRING AND/OR STEM SEAL, EXHAUST VALVE(ONE) .....	1.4
	1111Q2	SPRING AND/OR STEM SEAL, VALVE :FOR 1 VEHICLE .....	1.5

Ref. No.	Part No.	Description	Reqd. QTY		Serial No.	Parts catalogue code
			CBF110 A	MA		
1	12209-GB4-682	SEAL, VALVE STEM (ARAI) .....	2	2		
2	14100-KWS-900	CAMSHAFT COMP. ....	1	1		
3	14430-KWP-900	ARM COMP., IN. VALVE ROCKER ..	2	2		
4	14451-KWS-900	SHAFT, ROCKER ARM .....	2	2		
5	14711-KWB-600	VALVE, IN. ....	1	1		
6	14721-KVY-900	VALVE, EX. ....	1	1		
7	14751-KWB-600	SPRING, VALVE (NIPPON HATSUJO)	2	2		
8	14771-KPL-900	RETAINER, VALVE SPRING .....	2	2		
9	14775-KWP-900	SEAT, VALVE SPRING .....	2	2		
10	14781-MA6-000	COTTER, VALVE .....	4	4		
11	90012-KWB-600	SCREW, TAPPET ADJUSTING .....	2	2		
12	90206-KPL-900	NUT, TAPPET ADJUSTING .....	2	2		



Ref. No.	L.O.N.	(Relative ref. Number) Description	F.R.T.
1	1111Q4	SPROCKET, CAM .....	0.6
2	110140	CHAIN, CAM .....	1.C
3	111151	ARM, CAM CHAIN TENSIONER .....	0.4
4	111148	ROLLER(S), CAM CHAIN TENSIONER (19)	0.4
7	111136	CAM CHAIN TENSIONER SPRING ... (9)	0.1
8	1111Q3	ROD, CAM CHAIN TENSIONER PUSH	0.2
10	1111G4	ROLLER, CAM CHAIN GUIDE .....	0.8
12	1111J0	SPROCKET, CAM CHAIN GUIDE .....	0.4

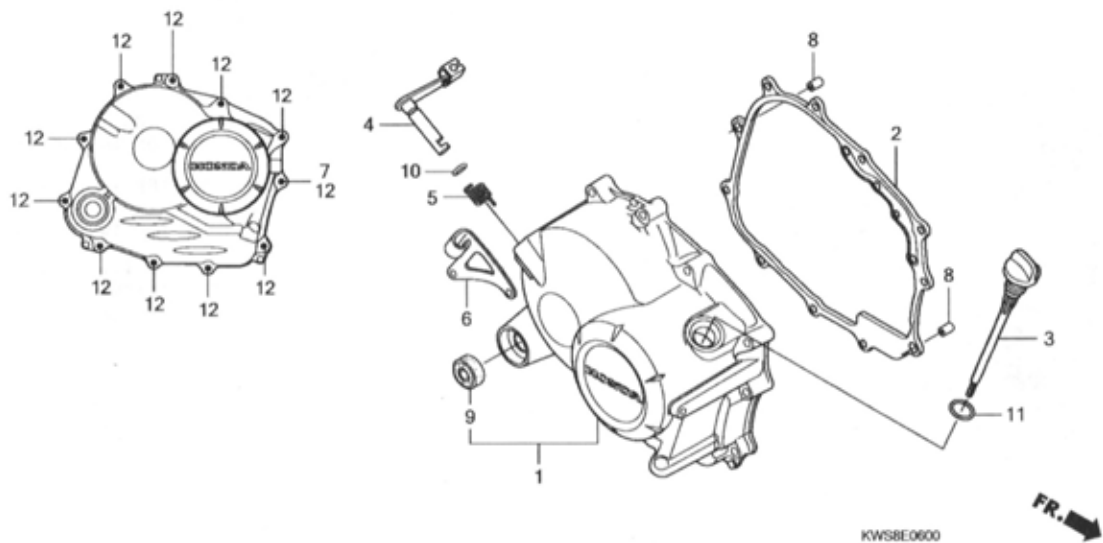
Ref. No.	Part No.	Description	Reqd. QTY		Serial No.	Parts catalogue code
			CBF110 A	MA		
1	14321-KWS-900	SPROCKET, CAM (32T) .....	1	1		
2	14401-KWS-901	CHAIN, CAM (88L-SH) .....	1	1		
3	14500-KWS-900	ARM COMP., CAM CHAIN TENSIONER	1	1		
4	14502-086-000	ROLLER, CAM CHAIN TENSIONER -	1	1		
5	14531-KWS-900	COLLAR, CAM CHAIN TENSIONER -	1	1		
6	14532-KWS-900	COLLAR, CAM CHAIN ROLLER ....	1	1		
7	14541-GB4-681	SPRING, CAM CHAIN TENSIONER -	1	1		
8	14550-KWS-900	ROD COMP., TENSIONER PUSH ...	1	1		
9	14566-086-030	HEAD, CAM CHAIN TENSIONER PUSH ROD	1	1		
10	14610-KWB-600	ROLLER COMP., CAM CHAIN GUIDE	1	1		
11	14615-KFL-850	PIN, GUIDE ROLLER .....	1	1		
12	14670-KWS-900	ROLLER COMP., CAM CHAIN GUIDE	1	1		
13	90081-035-000	BOLT, SEALING, 14MM .....	1	1		
14	90083-KSP-910	BOLT, KNOCK, 5MM .....	2	2		
15	90401-ZA0-000	WASHER, PLAIN, 6.5X15 .....	1	1		
16	90404-KWB-600	WASHER, 8.5X26X2.3 .....	1	1		
17	90463-ML7-000	WASHER, SEALING, 6.5MM .....	1	1		
18	90475-KWB-600	WASHER, 8MM .....	1	1		
19	90544-KF0-000	WASHER, SEALING, 14MM .....	1	1		
20	95701-06025-00	BOLT, FLANGE, 6X25 .....	1	1		
21	95701-08025-00	BOLT, FLANGE, 8X25 .....	1	1		
22	96001-06014-00	BOLT, FLANGE, 6X14 .....	1	1		



KWSBE0500

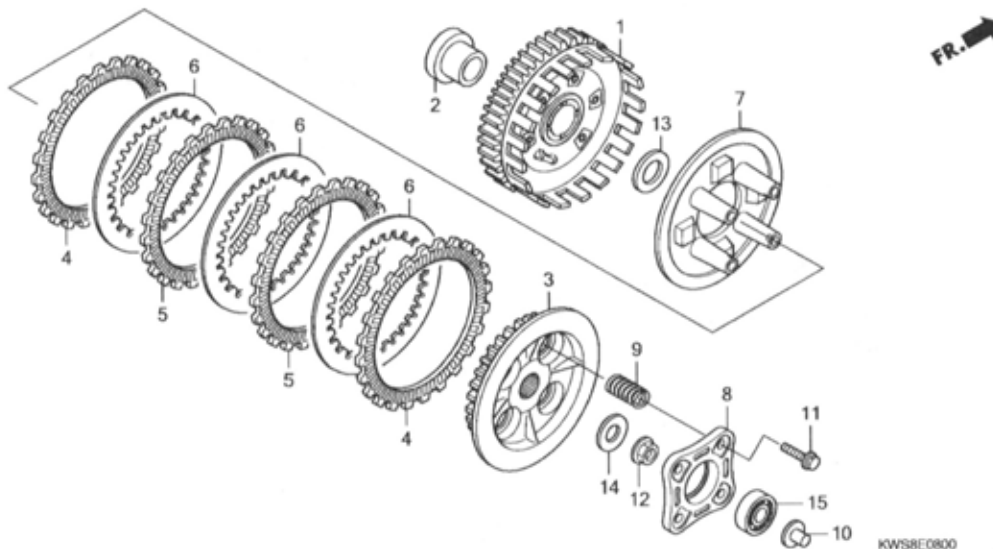
Ref. No.	L.O.N.	(Relative ref. Number) Description	F.R.T
1	1111A5	CYLINDER .....	1.6
2	111102	GASKET, CYLINDER .....	1.5

Ref. No.	Part No.	Description	Reqd. QTY		Serial No.	Parts catalogue code
			CBF110 A	MA		
1	12100-KWS-900	CYLINDER COMP. ....	1	1		
2	12191-KWS-900	GASKET, CYLINDER .....	1	1		
3	90701-KPL-900	DOWEL PIN, SPECIAL, 8X14 ....	2	2		



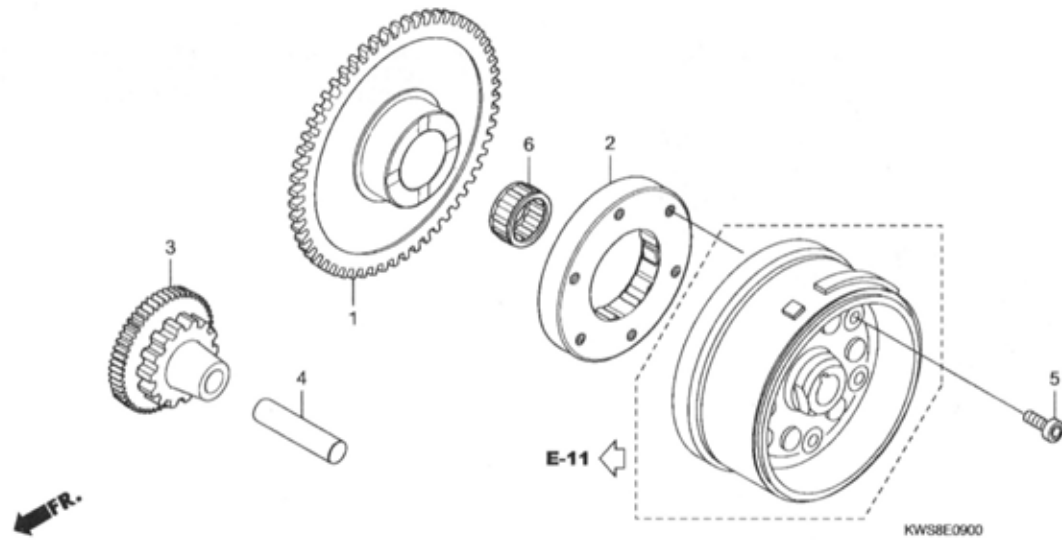
Ref. No.	L.O.N.	(Relative ref. Number) Description	F.R.T.
1	110159	COVER, CRANKCASE :RIGHT	0.4
2	110158	GASKET, CRANKCASE COVER :RIGHT	0.3
4	2121A7	LEVER, CLUTCH	0.4
9	112105	OIL SEAL, KICK STARTER SPINDLE	0.3

Ref. No.	Part No.	Description	Reqd. QTY		Serial No.	Parts catalogue code
			CBF110	A MA		
1	11330-KWS-900	COVER COMP., R. CRANKCASE	1	1		
2	11394-KWS-901	GASKET, R. CRANKCASE COVER	1	1		
3	15651-KWS-900	GAUGE, OIL LEVEL	1	1		
4	22810-KWS-900	LEVER COMP., CLUTCH	1	1		
5	22815-166-000	SPRING, CLUTCH LEVER	1	1		
6	22821-KWS-900	RECEIVER, CLUTCH CABLE	1	1		
7	90463-ML7-000	WASHER, SEALING, 6.5MM	1	1		
8	90702-KRM-840	DOWEL PIN, 8X14	2	2		
9	91204-KSP-911	OIL SEAL, 16X28X7	1	1		
10	91303-719-003	O-RING, 9MM	1	1		
11	91307-035-000	O-RING, 18X3	1	1		
12	96001-06035-00	BOLT, FLANGE, 6X35	11	11		



Ref. No.	L.O.N.	(Relative ref. Number) Description	F.R.T.
1	2121A0	OUTER, CLUTCH .....	0.7
3	212112	CENTER, CLUTCH .....	0.7
4		(5,6,7)	
4	2121A1	DISC, CLUTCH FRICTION .....	0.7
		.NOTE: Same time for two units or more	
8	2121A4	PLATE, CLUTCH LIFTER .....	0.4
9	212107	SPRING, CLUTCH .....	0.4
		.NOTE: Same time for two units or more	
10	2121B6	ROD, CLUTCH LIFTER .....	0.3
15	2121B4	BEARING, CLUTCH LIFTER .....	0.4

Ref. No.	Part No.	Description	Reqd. QTY		Serial No.	Parts catalogue code
			CBF110	A MA		
1	22100-KWS-901	OUTER COMP., CLUTCH .....	1	1		
2	22115-KWS-900	GUIDE, CLUTCH OUTER .....	1	1		
3	22120-KWS-901	CENTER, CLUTCH .....	1	1		
4	22201-KWS-901	DISK, CLUTCH FRICTION .....	2	2		
5	22204-KWS-901	DISK B, CLUTCH FRICTION .....	2	2		
6	22321-KWB-601	PLATE, CLUTCH .....	3	3		
7	22355-KWS-901	PLATE, CLUTCH PRESSURE .....	1	1		
8	22361-KFM-900	PLATE, CLUTCH LIFTER .....	1	1		
9	22401-KWS-901	SPRING, CLUTCH .....	4	4		
10	22847-KCC-900	ROD, CLUTCH LIFTER .....	1	1		
11	90050-KFL-850	BOLT, SPECIAL FLANGE, 6X25 ..	4	4		
12	90202-KRM-840	NUT, SPECIAL FLANGE, 14MM ...	1	1		
13	90403-KPH-900	WASHER, THRUST, 17MM .....	1	1		
14	90432-KPT-A00	WASHER, 14.2X26X3 .....	1	1		
15	96100-62000-00	BEARING, RADIAL BALL, 6200 ..	1	1		



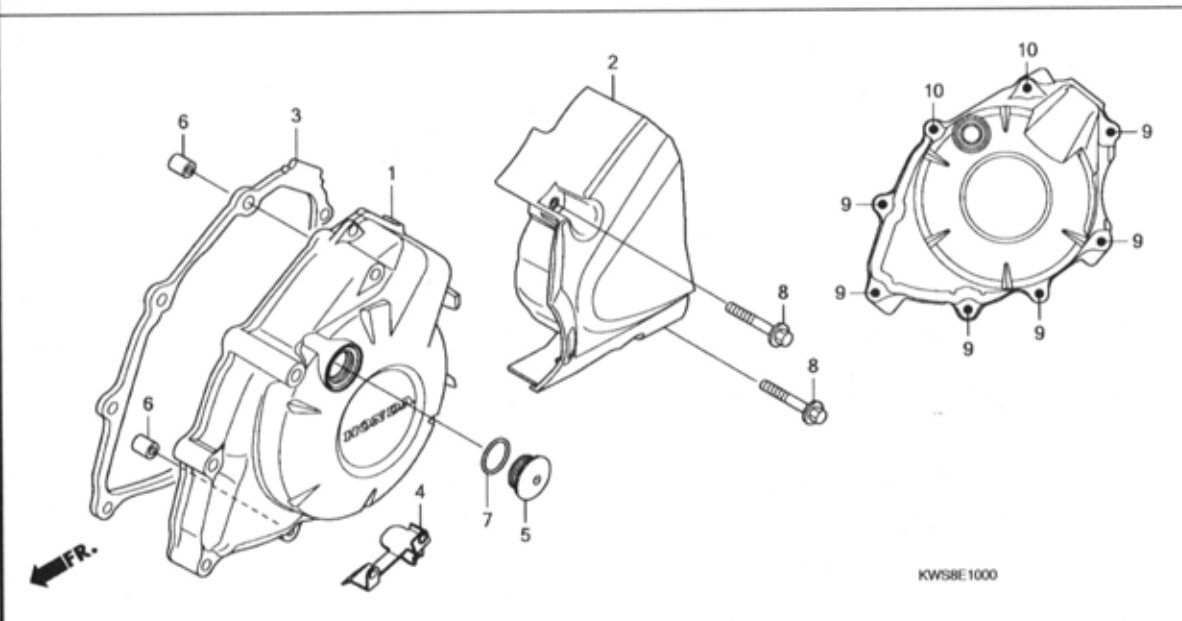
Ref. No.	L.O.N.	(Relative ref. Number) Description	F.R.T.
1		(6)	
612120		GEAR, STARTER DRIVEN .....	0.5
2		612131 OUTER, STARTING CLUTCH .....	0.6
3		(4)	
612125		GEAR, STARTER REDUCTION .....	0.3

Ref. No.	Part No.	Description	Reqd. QTY		Serial No.	Parts catalogue code
			CBF110 A	MA		
1	28111-KWS-910	GEAR, STARTER DRIVEN (55T) ..	-	1		
2	28120-KPH-701	CLUTCH ASSY., ONE WAY (EXEDY)	-	1		
3	28131-KWS-910	GEAR, STARTER REDUCTION (55T/14T)	-	1		
4	28132-KWS-900	SHAFT, REDUCTION GEAR .....	-	1		
5	90085-KSP-901	BOLT, SOCKET, 6MM .....	-	6		
6	91011-KWS-901	BEARING, NEEDLE, 21X27X18 ...	-	1		

# E-10

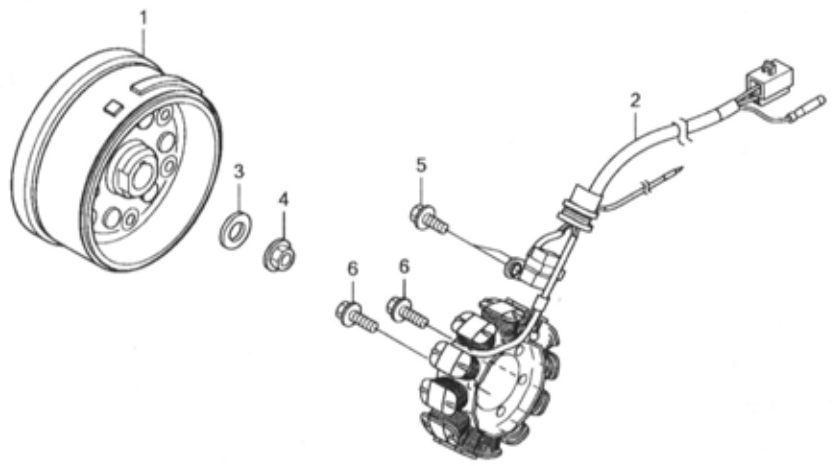
# LEFT CRANKCASE COVER

D 9



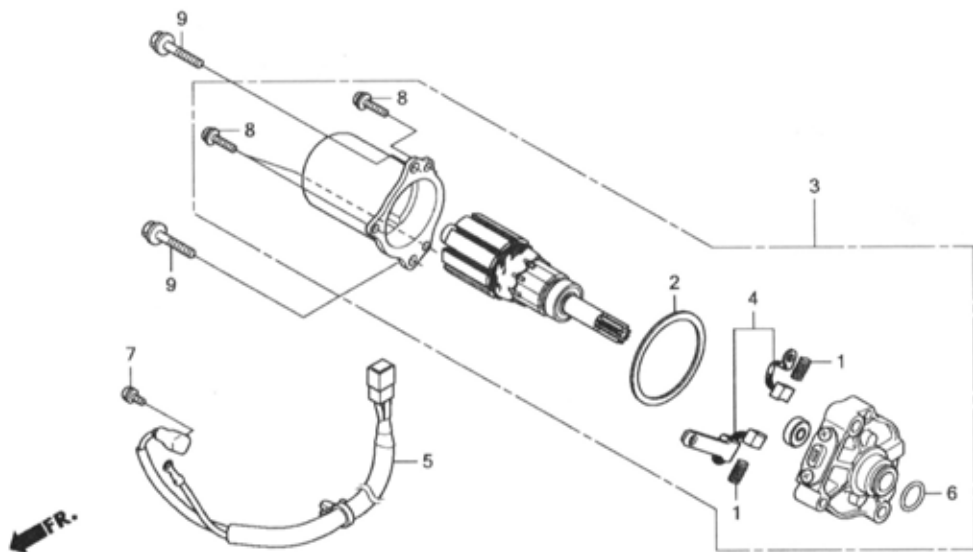
Ref. No.	L.O.N.	(Relative ref. Number) Description	F.R.T.
1	1101A6	COVER, CRANKCASE :LEFT .....	0.3
2	1101B0	COVER, CRANKCASE :LEFT REAR ..	0.1
3	1101A3	GASKET, CRANKCASE COVER :LEFT	0.2

Ref. No.	Part No.	Description	Reqd. QTY		Serial No.	Parts catalogue code
			CBF110 A	MA		
1	11341-KWS-900	COVER, L. CRANKCASE .....	1	1		
2	11360-KWS-900	COVER COMP., L. RR. ....	1	1		
3	11395-KWS-900	GASKET, L. CRANKCASE COVER ..	1	1		
4	31250-KWS-900	CLAMPER COMP., SUB HARNESS ..	-	1		
5	90084-MN8-010	CAP, 14MM .....	1	1		
6	91105-KSP-910	DOWEL PIN, 8X14 .....	2	2		
7	91303-KRM-840	O-RING, 13.8X2.5 .....	1	1		
8	96001-06030-00	BOLT, FLANGE, 6X30 .....	2	2		
9	96001-06035-00	BOLT, FLANGE, 6X35 .....	6	6		
10	96001-06060-00	BOLT, FLANGE, 6X60 .....	2	2		



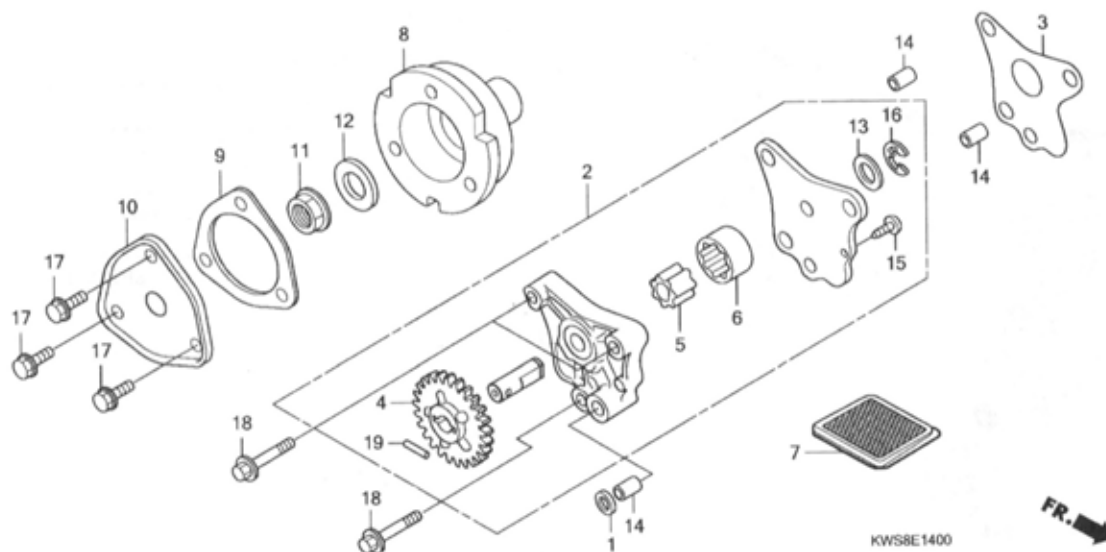
Ref. No.	L.O.N.	(Relative ref. Number) Description	F.R.T
1	613105	ROTOR OR FLYWHEEL .....	0.:
2	6131A3	STATOR .....	0.:

Ref. No.	Part No.	Description	Reqd. QTY		Serial No.	Parts catalogue code
			CBF110 A	MA		
1	31110-KWS-901	FLYWHEEL COMP. ....	1	-		
	31110-KWS-911	.....	-	1		
2	31120-KWS-901	STATOR COMP. ....	1	1		
3	90439-SB2-010	WASHER, SPECIAL, 24X12X2.3 ..	1	1		
4	94050-12000	NUT, FLANGE, 12MM .....	1	1		
5	96001-06016-00	BOLT, FLANGE, 6X16 .....	2	2		
6	96001-06022-00	BOLT, FLANGE, 6X22 .....	2	2		



Ref. No.	L.O.N.	(Relative ref. Number) Description	F.R.T.
3	612105	MOTOR, STARTING .....	0.4
4	6121A5	HOLDER, BRUSH(STARTER) .....	0.6
5	6111A5	SUB HARNESS, STARTER .....	0.3

Ref. No.	Part No.	Description	Reqd. QTY		Serial No.	Parts catalogue code
			CBF110 A	MA		
1	31204-KG8-004	SPRING, CARBON BRUSH .....	-	2		
2	31206-GW3-004	PACKING .....	-	1		
3	31210-KWS-9T1	MOTOR UNIT, STARTER .....	-	1		
4	32101-GW3-780	BRUSH SET .....	-	1		
5	32105-KWS-911	SUB HARNESS .....	-	1		
6	91309-KEE-630	O-RING .....	-	1		
7	93892-04006-08	SCREW-WASHER, 4X6 .....	-	1		
8	93892-05016-08	SCREW-WASHER, 5X16 .....	-	3		
9	96001-06032-00	BOLT, FLANGE, 6X32 .....	-	2		

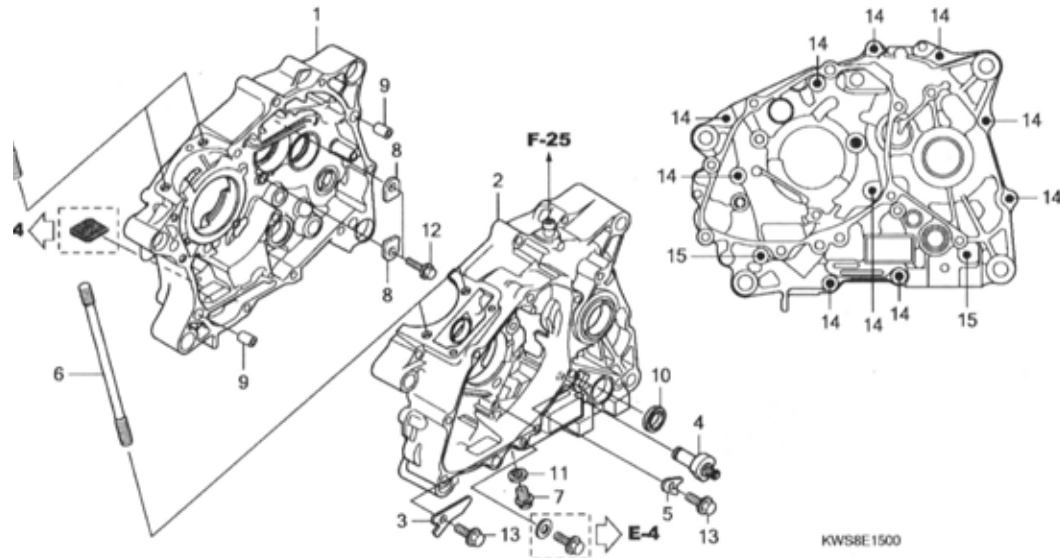


Ref. No.	L.O.N.	(Relative ref. Number) Description	F.R.T.
2	113105	PUMP ASSY., OIL .....	0.4
5		(6)	
	1131C7	ROTOR, OIL PUMP .....	0.5
7	1131B5	SCREEN, OIL FILTER .....	0.3
8	1101L0	ROTOR, OIL FILTER .....	0.5
10	1101L1	CAP, OIL FILTER ROTOR .....	0.4

Ref. No.	Part No.	Description	Reqd. QTY		Serial No.	Parts catalogue code
			CBF110	A MA		
1	12396-KRM-840	GASKET B, HEAD COVER .....	1	1		
2	15100-KWS-900	PUMP ASSY., OIL .....	1	1		
3	15119-KWS-901	GASKET, OIL PUMP .....	1	1		
4	15133-KWS-900	GEAR, OIL PUMP DRIVEN (25T) -	1	1		
5	15331-324-000	ROTOR, OIL PUMP INNER .....	1	1		
6	15332-324-000	ROTOR, OIL PUMP OUTER .....	1	1		
7	15421-KSP-910	SCREEN, OIL FILTER .....	1	1		
8	15431-KWS-900	ROTOR, OIL FILTER .....	1	1		
9	15439-KWS-901	GASKET, OIL FILTER COVER ....	1	1		
10	15441-KWS-900	COVER, OIL FILTER .....	1	1		
11	90202-KRM-840	NUT, SPECIAL FLANGE, 14MM ...	1	1		
12	90432-KPT-A00	WASHER, 14.2X26X3 .....	1	1		
13	90455-KWS-900	WASHER, 9.2MM .....	1	1		
14	90702-KRM-840	DOWEL PIN, 8X14 .....	3	3		
15	93901-34120	SCREW, TAPPING, 4X8 .....	1	1		
16	94540-06018	E-RING, 6MM .....	1	1		
17	95701-06014-00	BOLT, FLANGE, 6X14 .....	3	3		
18	96001-06035-00	BOLT, FLANGE, 6X35 .....	3	3		
19	96220-30158	ROLLER, 3X15.8 .....	1	1		

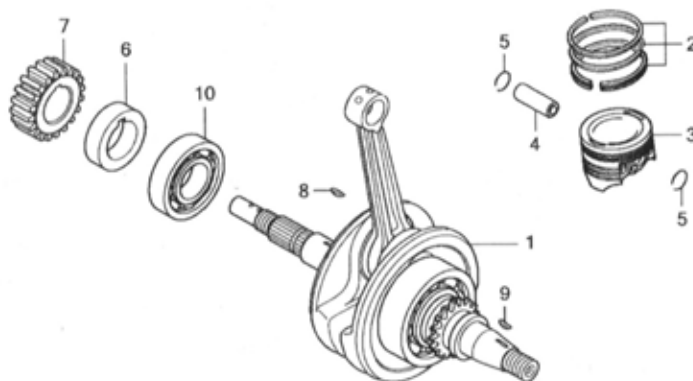
# CRANKCASE

D13



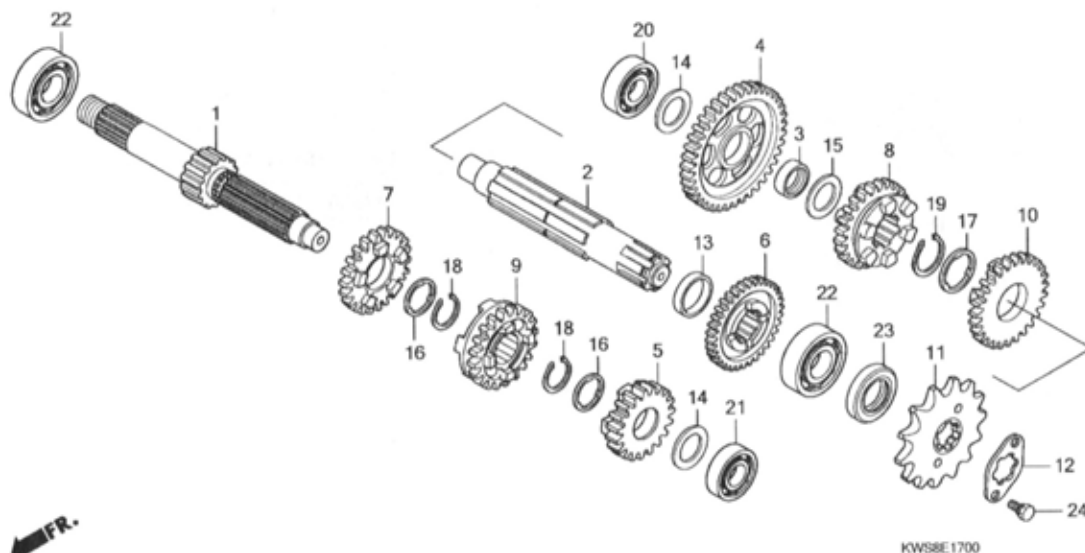
Ref. No.	L.O.N.	(Relative ref. Number) Description	F.R.T.
1	110120	CRANKCASE :RIGHT ..... .INCLUDES: Engine removal and installation	4.3
	1101A2	CRANKCASE :BOTH ..... .INCLUDES: Engine removal and installation	4.9
2	110115	CRANKCASE :LEFT ..... .INCLUDES: Engine removal and installation	4.0
4	6151B8	SWITCH, NEUTRAL .....	0.3
10	1101F9	OIL SEAL, GEARSHIFT SPINDLE ..	1.1

art No.	Description	Reqd. QTY		Serial No.	Parts catalogue code
		CBF110 A	MA		
J-KWS-900	CRANKCASE COMP., R. ....	1	1		
J-KWS-900	CRANKCASE COMP., L. ....	1	-		
J-KWS-910	.....	-	1		
I-KWS-900	PLATE, OIL STOPPER .....	1	1		
J-KWS-901	CONTACT, NEUTRAL SWITCH .....	1	1		
i-KWS-900	PLATE, CONTACT FIXING .....	1	1		
I-KWS-900	BOLT, CYLINDER STUD .....	4	4		
I-KRM-840	BOLT, DRAIN PLUG, 12MM .....	1	1		
I-KRM-840	PLATE, BEARING HOLDER .....	2	2		
I-KWS-900	DOWEL PIN, 10X14 .....	2	2		
I-KSP-911	OIL SEAL, 14X22X5 .....	1	1		
J-12000	WASHER, DRAIN PLUG, 12MM .....	1	1		
I-06016-00	BOLT, FLANGE, 6X16 .....	2	2		
I-06014-00	BOLT, FLANGE, 6X14 .....	2	2		
I-06040-00	BOLT, FLANGE, 6X40 .....	10	10		
I-06060-00	BOLT, FLANGE, 6X60 .....	2	2		



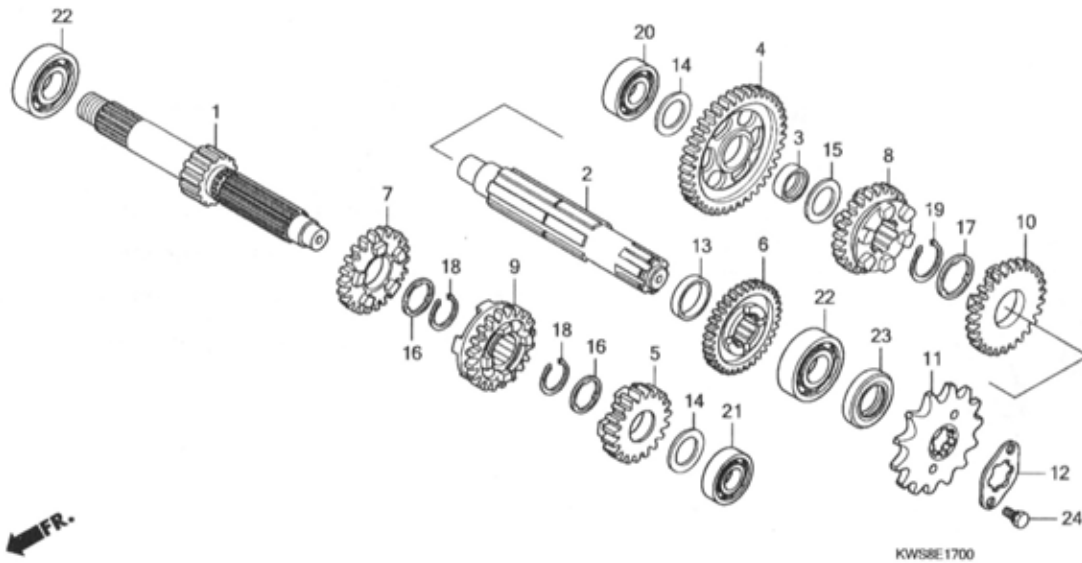
Ref. No.	L.O.N.	(Relative ref. Number) Description	F.R.T.
1	1101B5	CRANKSHAFT ..... .INCLUDES: Engine removal and installation (2,4,5)	3.5
3	111103	RING, PISTON AND/OR PISTON (ONE) .....	1.7
10	1101B7	BEARING, CRANKSHAFT :RIGHT ... .INCLUDES: Engine removal and installation	3.5

Ref. No.	Part No.	Description	Reqd. QTY		Serial No.	Parts catalogue code
			CBF110 A	MA		
1	13000-KWS-900	CRANKSHAFT COMP. ....	1	1		
2	13011-KWS-900	RING SET, PISTON (STD.) (RIKEN)	1	1		
	13012-KWS-900	RING SET, PISTON (0.25) (RIKEN)	(1)	(1)		
	13013-KWS-900	RING SET, PISTON (0.50) (RIKEN)	(1)	(1)		
	13014-KWS-900	RING SET, PISTON (0.75) (RIKEN)	(1)	(1)		
	13015-KWS-900	RING SET, PISTON (1.00) (RIKEN)	(1)	(1)		
3	13101-KWS-900	PISTON .....	1	1		
	13102-KWS-900	PISTON (0.25) .....	(1)	(1)		
	13103-KWS-900	PISTON (0.50) .....	(1)	(1)		
	13104-KWS-900	PISTON (0.75) .....	(1)	(1)		
	13105-KWS-900	PISTON (1.00) .....	(1)	(1)		
4	13111-KWS-900	PIN, PISTON .....	1	1		
5	13115-KWS-900	CLIP, PISTON PIN, 12MM .....	2	2		
6	13412-KWS-900	COLLAR, PRIMARY DRIVE GEAR ..	1	1		
7	23121-KWS-900	GEAR, PRIMARY DRIVE (18T) ...	1	1		
8	90741-KGH-900	KEY, WOODRUFF, 4MM .....	1	1		
9	90741-KFB-000	KEY, WOODRUFF, 4MM .....	1	1		
10	91001-KWS-901	BEARING, RADIAL BALL, 63/22 (NSK)	1	1		



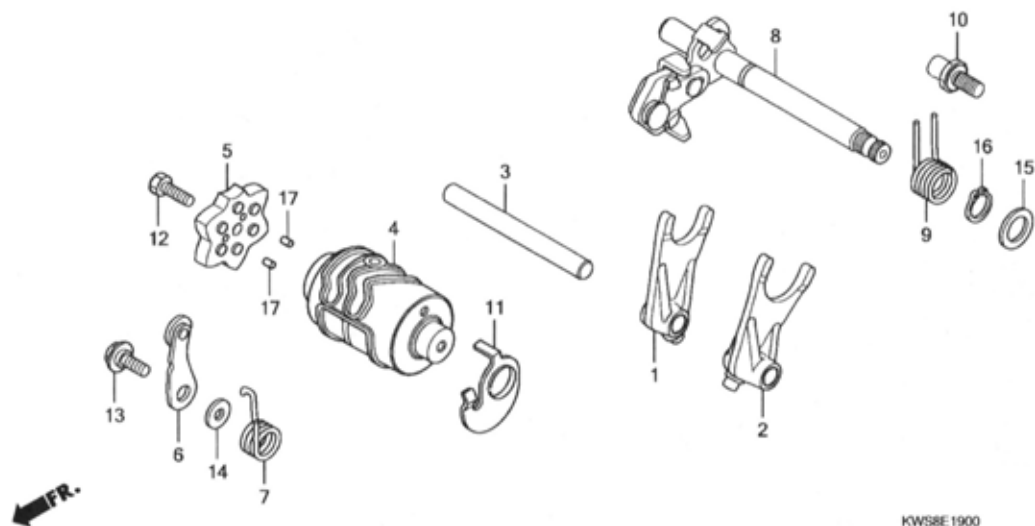
Ref. No.	L.O.N.	(Relative ref. Number) Description	F.R.T.
1		(5,7,9) MAINSHAFT, TRANSMISSION .....	3.6
		.INCLUDES: Engine removal and installation	
2		210141A .Replace countershaft add ....	0.2
2		210142 COUNTERSHAFT, TRANSMISSION ...	3.6
		.INCLUDES: Engine removal and installation	
		210142A .Replace mainshaft add .....	0.2
11		213135 SPROCKET, DRIVE .....	0.2
20		2101C5 BEARING, MAINSHAFT :RIGHT ....	3.6
		.INCLUDES: Engine removal and installation	
		2101C6 BEARING, MAINSHAFT :BOTH .....	3.8
		.INCLUDES: Engine removal and installation	
		2101D4 BEARING, MAINSHAFT AND COUNTERSHAFT :ALL .....	4.0
		.INCLUDES: Engine removal and installation	
21		2101C2 BEARING, MAINSHAFT :LEFT .....	3.6
		.INCLUDES: Engine removal and installation	
+		2101C6 BEARING, MAINSHAFT :BOTH .....	3.8

Ref. No.	Part No.	Description	Reqd. QTY		Serial No.	Parts catalogue code
			CBF110 A	MA		
1	23211-KWS-900	MAINSHAFT (11T) .....	1	1		
2	23221-KWS-900	COUNTERSHAFT .....	1	1		
3	23415-KPH-900	BUSH, 15MM .....	1	1		
4	23421-KWS-900	GEAR, COUNTERSHAFT FIRST (35T)	1	1		
5	23431-KWS-900	GEAR, MAINSHAFT SECOND (17T)	1	1		
6	23441-KWS-900	GEAR, COUNTERSHAFT SECOND (29T)	1	1		
7	23451-KWS-900	GEAR, MAINSHAFT THIRD (21T) -	1	1		
8	23461-KWS-900	GEAR, COUNTERSHAFT THIRD (26T)	1	1		
9	23471-KWS-900	GEAR, MAINSHAFT FOURTH (24T)	1	1		
10	23481-KWS-900	GEAR, COUNTERSHAFT FOURTH (22T)	1	1		
11	23801-GF6-000	SPROCKET, DRIVE (14T) .....	1	1		
12	23802-GN5-910	PLATE, FIXING .....	1	1		
13	23911-KWS-900	COLLAR, 20MM .....	1	1		
14	90412-KPH-900	WASHER, SPECIAL, 12X23 .....	2	2		
15	90412-187-000	WASHER, THRUST, 15MM .....	1	1		
16	90461-035-000	WASHER, SPLINE, 17MM .....	2	2		
17	90461-459-010	WASHER, SPLINE, 20MM .....	1	1		
18	90601-KRM-840	CIRCLIP, 17MM .....	2	2		
19	90601-459-000	CIRCLIP, 20MM .....	1	1		
20	91004-KWS-901	BEARING, RADIAL BALL, 6201 (FAG)	1	1		
21	91005-KWS-901	BEARING, RADIAL BALL, 6001 (FAG)	1	1		



Ref. No.	L.O.N.	(Relative ref. Number) Description	F.R.T
+21		.INCLUDES: Engine removal and installation	
2101D4		BEARING, MAINSHAFT AND COUNTERSHAFT :ALL .....	4.0
		.INCLUDES: Engine removal and installation	
22	2101C7	BEARING, COUNTERSHAFT :LEFT ..	3.0
		.INCLUDES: Engine removal and installation	
	2101C9	BEARING, COUNTERSHAFT :BOTH ..	3.8
		.INCLUDES: Engine removal and installation	
	2101D4	BEARING, MAINSHAFT AND COUNTERSHAFT :ALL .....	4.0
		.INCLUDES: Engine removal and installation	

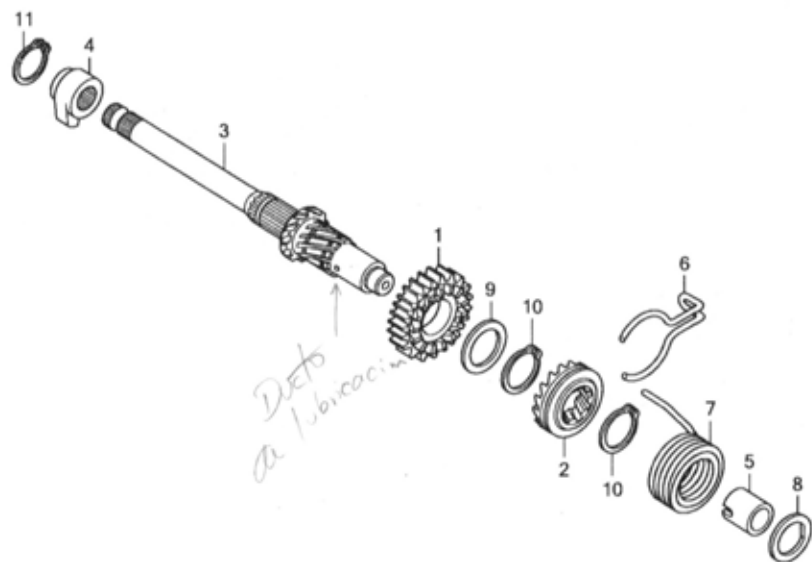
Ref. No.	Part No.	Description	Reqd. QTY		Serial No.	Parts catalogue code
			CBF110	A MA		
22	91006-KWS-902	BEARING, RADIAL BALL, 6203 (NSK)	2	2		
23	91204-KWB-601	OIL SEAL, 17X29X5 .....	1	1		
24	93101-06010-0A	BOLT, HEX., 6X10 .....	2	2		



KWS8E1900

Ref. No.	L.O.N.	(Relative ref. Number) Description	F.R.T.
1		(2,3)	
210112		FORK, GEARSHIFT ..... .INCLUDES: Engine removal and installation .NOTE: Same time for two units or more	3.4
4	2101A9	DRUM, GEARSHIFT ..... .INCLUDES: Engine removal and installation	3.4
5	2101D6	PLATE, GEARSHIFT DRUM STOPPER (7)	0.8
6	210125	STOPPER OR SPRING, SHIFT DRUM (9)	0.8
8	210122	SPINDLE, GEARSHIFT .....	0.7

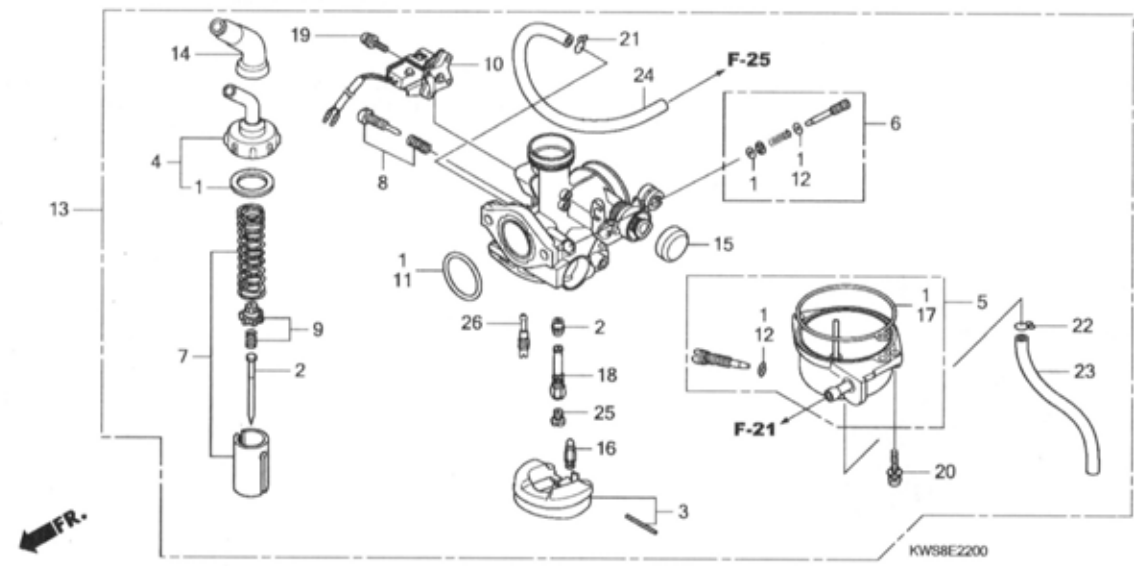
Ref. No.	Part No.	Description	Reqd. QTY		Serial No.	Parts catalogue code
			CBF110 A	MA		
1	24211-KWS-900	FORK, R. GEARSHIFT .....	1	1		
2	24212-KWS-900	FORK, L. GEARSHIFT .....	1	1		
3	24241-KPH-900	SHAFT, GEARSHIFT FORK .....	1	1		
4	24301-KWS-900	DRUM, GEARSHIFT .....	1	1		
5	24410-KSP-860	PLATE COMP., GEARSHIFT DRUM STOPPER	1	1		
6	24430-KRM-B10	STOPPER COMP., GEARSHIFT DRUM	1	1		
7	24436-KWS-900	SPRING, DRUM STOPPER .....	1	1		
8	24610-KWS-900	SPINDLE COMP., GEARSHIFT .....	1	1		
9	24651-KSP-910	SPRING, GEARSHIFT RETURN .....	1	1		
10	24652-KSP-910	PIN, SHIFT RETURN SPRING .....	1	1		
11	35753-KWS-900	ROTOR, NEUTRAL SWITCH .....	1	1		
12	90003-KVS-900	BOLT, HEX., 6X20 .....	1	1		
13	90022-KRM-840	PIVOT, SHIFT DRUM STOPPER ARM	1	1		
14	90417-360-000	WASHER, DRUM STOPPER .....	1	1		
15	90457-KRM-840	WASHER, 14MM .....	1	1		
16	94510-14000	CIRCLIP, EXTERNAL, 14MM .....	1	1		
17	96220-30085	ROLLER, 3X8.5 .....	2	2		



Ref. No.	L.O.N.	(Relative ref. Number) Description	F.R.T.
3		(1)	
1121A2		SPINDLE, KICK STARTER .....	0.4
7 112103		SPRING, KICK STARTER RETURN ..	0.4

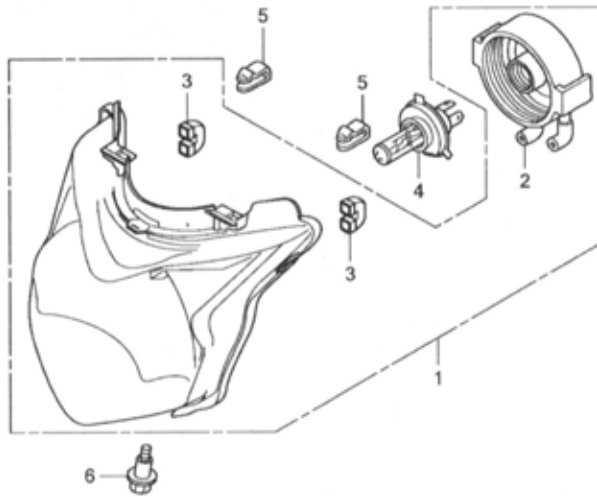
Ref. No.	Part No.	Description	Reqd. QTY		Serial No.	Parts catalogue code
			CBF110 A	MA		
1	28211-KWS-900	PINION, KICK STARTER (21T) ..	1	1		
2	28221-KWS-900	RATCHET, STARTER DRIVE .....	1	1		
3	28251-KWS-900	SPINDLE, KICK STARTER .....	1	1		
4	28262-KWS-900	RETAINER, KICK SPINDLE .....	1	1		
5	28265-KWB-600	COLLAR, KICK SPRING .....	1	1		
6	28271-KWB-600	SPRING, FRICTION STARTER GEAR	1	1		
7	28281-KWB-600	SPRING, KICK RETURN .....	1	1		
8	90451-KGH-900	WASHER, SPECIAL, 14MM .....	1	1		
9	90454-KPH-900	WASHER, 25X20.2X1 .....	1	1		
10	90605-200-000	SET RING, 20MM .....	2	2		
11	94510-18000	CIRCLIP, EXTERNAL, 18MM .....	1	1		

KWS8E2000



Ref. No.	L.O.N.	(Relative ref. Number) Description	F.R.T.
2	3111A3	NEEDLE, JET .....	0.7
3		(16)	
	311120	FLOAT OR FLOAT VALVE .....	0.7
4	3111A5	TOP SET, CARBURETOR .....	0.3
5	3111A6	CHAMBER, FLOAT .....	0.5
13	3111B5	CARBURETOR ASSEMBLY .....	0.6
25		(18,26)	
	3111D4	JET, MAIN .....	0.6

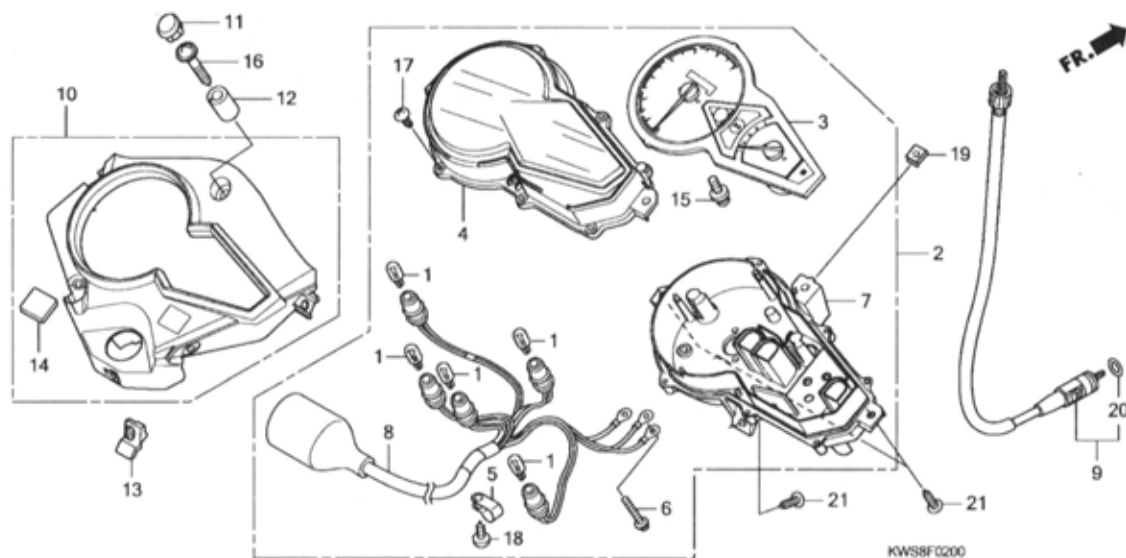
Ref. No.	Part No.	Description	Reqd. QTY		Serial No.	Parts catalogue code
			CBF110	A MA		
1	16010-KWS-901	GASKET SET .....	1	1		
2	16012-KWS-901	NEEDLE SET, JET .....	1	1		
3	16013-KRB-901	FLOAT SET .....	1	1		
4	16014-KWS-901	JOP SET .....	1	1		
5	16015-KWS-901	CHAMBER SET, FLOAT .....	1	1		
6	16016-KPH-901	SCREW SET .....	1	1		
7	16022-KWS-901	VALVE SET, THROTTLE .....	1	1		
8	16028-KWS-901	SCREW SET .....	1	1		
9	16037-KPH-901	PLATE SET, VALVE .....	1	1		
10	16060-KWS-901	SWITCH ASSY., THROTTLE .....	1	1		
11	16075-KTC-901	O-RING .....	1	1		
12	16076-KPL-901	O-RING .....	2	2		
13	16100-KWS-901	CARBURETOR ASSY. (PB7EH A) ..	1	1		
14	16118-KWS-901	CAP, CABLE SEALING .....	1	1		
15	16148-KPL-901	CAP, CHOKE DUST .....	1	1		
16	16155-KRS-861	VALVE COMP., FLOAT .....	1	1		
17	16163-KWS-901	GASKET, FLOAT CHAMBER .....	1	1		
18	16165-KWS-901	HOLDER, NEEDLE JET .....	1	1		
19	93892-04010-10	SCREW-WASHER, 4X10 .....	2	2		
20	93892-04018-08	SCREW-WASHER, 4X18 .....	2	2		
21	95002-02089	CLIP, TUBE (B8) .....	1	1		
22	95002-02659	CLIP, TUBE (B6.5) .....	1	1		
23	95005-35360-50	TUBE, 3.5X360(95005-35001-50M)	1	1		
24	95005-45230-50	TUBE, 4.5X230(95005-45001-50M)	1	1		
25	99101-KWA-1050	JET, MAIN, #105 .....	1	1		
26	99103-KWS-0350	JET, SLOW, #35 .....	1	1		



KWS8F0100

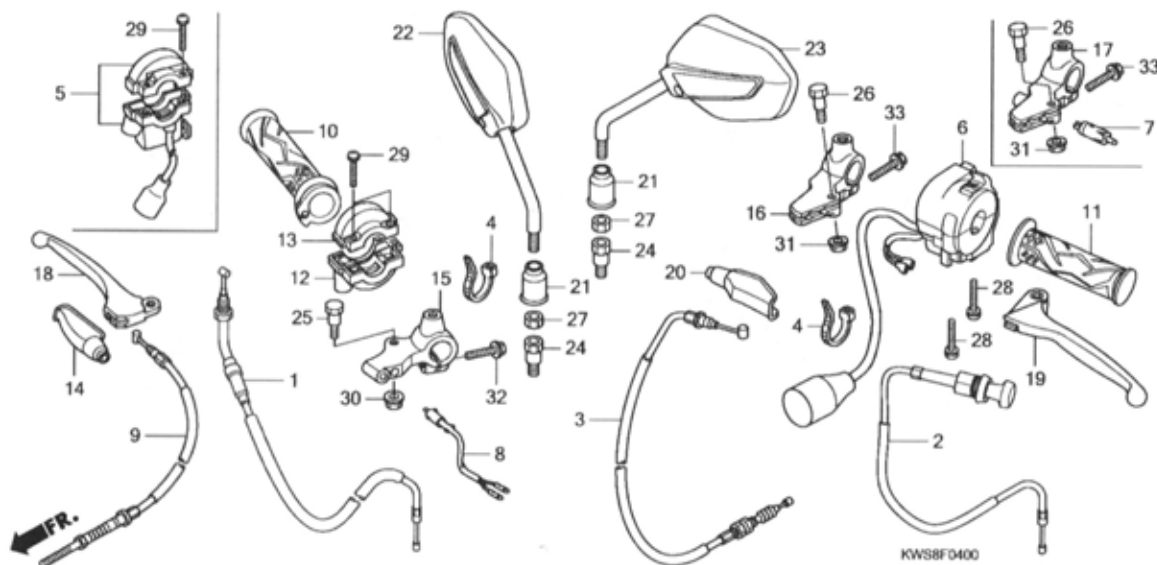
Ref. No.	L.O.N.	(Relative ref. Number) Description	F.R.T.
1	6161A7	HEADLIGHT UNIT .....	0.3
4	616118	BULB, HEADLIGHT .....	0.2

Ref. No.	Part No.	Description	Reqd. QTY		Serial No.	Parts catalogue code
			CBF110 A	MA		
1	33110-KWS-901	HEADLIGHT UNIT .....	1	1		
2	33112-KWS-901	COVER, RUBBER .....	1	1		
3	33706-KWS-901	TUBE .....	2	2		
4	34901-KSP-910	BULB, HEADLIGHT (12V 35/35W) .....	1	1		
5	53209-GAH-000	CLIP, HEADLIGHT .....	2	2		
6	90101-GJ6-000	BOLT, ADJUSTING .....	1	1		



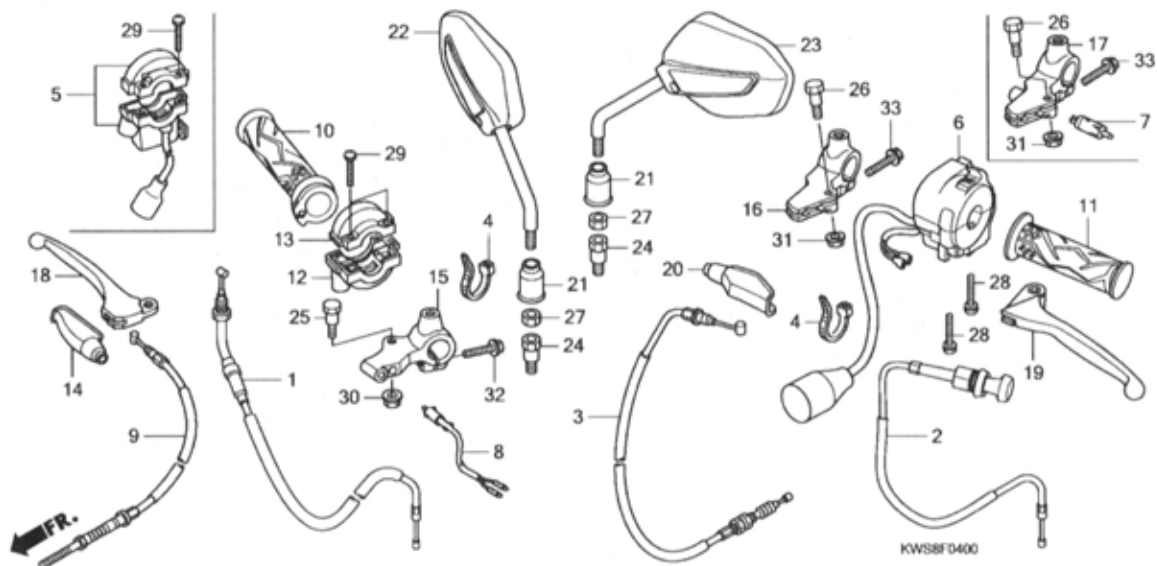
Ref. No.	L.O.N.	(Relative ref. Number) Description	F.R.T
2	8121A3	SPEEDOMETER ASSEMBLY .....	0.3
3	8121A3	SPEEDOMETER ASSEMBLY .....	0.4
7	8121B5	CASE, METER :LOWER .....	0.6
8	6161G4	SOCKET ASSY., METER BULB .....	0.4
9	811160	CABLE, SPEEDOMETER .....	0.2
10	8121B4	CASE, METER :UPPER .....	0.4

Ref. No.	Part No.	Description	Reqd. QTY		Serial No.	Parts catalogue code
			CBF110 A	MA		
1	34908-KVE-900	BULB, WEDGE BASE (T10) (12V 1.7W) (TOSHIBA)	5	5		
2	37200-KWS-901	SPEEDOMETER ASSY. ....	1	1		
3	37210-KWS-901	SPEEDOMETER COMP. ....	1	1		
4	37211-KWS-901	LENS .....	1	1		
5	37215-KS3-901	CLAMP .....	1	1		
6	37305-KE5-008	SCREW-WASHER, 3X22 .....	3	3		
7	37610-KWS-901	CASE ASSY., UNDER .....	1	1		
8	37619-KWS-901	SOCKET COMP. ....	1	1		
9	44830-KWS-900	CABLE COMP., SPEEDOMETER ....	1	1		
10	61310-KWS-900	COVER ASSY., METER .....	1	1		
11	61313-KWS-900	PLUG, BLIND .....	1	1		
12	61314-KWS-900	COLLAR, METER COVER .....	1	1		
13	61318-KWS-900	RUBBER, METER COVER .....	1	1		
14	86150-GFC-901	EMBLEM, PRODUCT (MARUI) .....	1	1		
	86150-GFC-902	EMBLEM, PRODUCT (UEHARA) .....	1	1		
15	90035-166-008	SCREW-WASHER, SPECIAL, 4X10 ..	2	2		
16	90101-KWS-900	SCREW, PAN, 5X28 .....	1	1		
17	90101-KY6-008	SCREW, TAPPING, 3X14 .....	5	5		
18	90109-MZ5-008	SCREW, TAPPING, 4X14 .....	1	1		
19	90320-GC3-000	NUT, SPRING, 5MM .....	1	1		
20	91352-671-003	O-RING, 8.5X1.5 (ARAI) .....	1	1		
	91352-671-004	O-RING, 8.5X1.5 (NOK) .....	1	1		
21	93903-35310	SCREW, TAPPING, 5X16 .....	3	3		

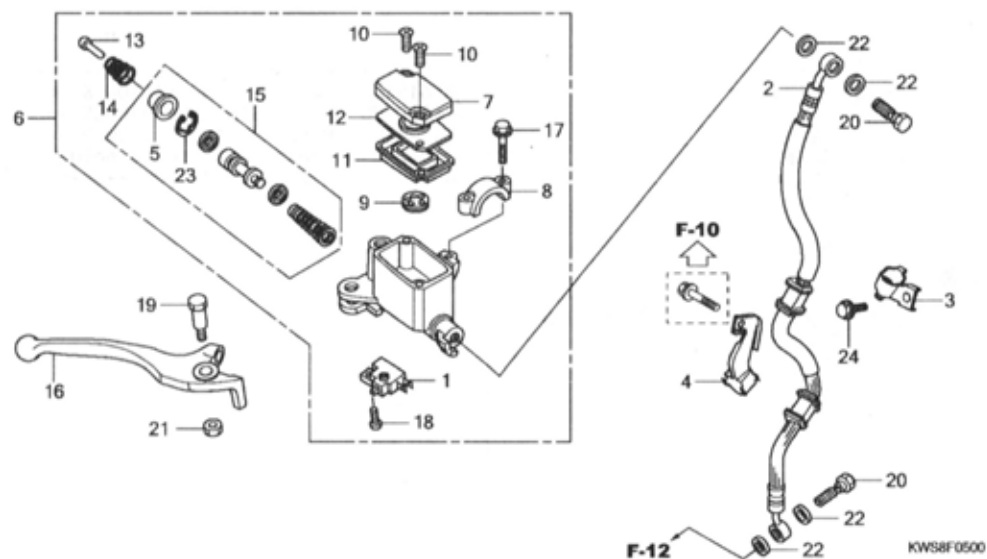


Ref. No.	L.O.N.	(Relative ref. Number) Description	F.R.T.
1	811100	CABLE, THROTTLE .....	0.4
2	811120	CABLE, CHOKE .....	0.2
3	811115	CABLE, CLUTCH .....	0.3
5	615116	SWITCH, STARTER .....	0.4
6	615118	SWITCH, WINKER .....	0.5
7	6151A9	SWITCH, CLUTCH .....	0.2
8	6151B2	SWITCH, FRONT STOP .....	0.2
9	811125	CABLE, FRONT BRAKE .....	0.2
10	810150	GRIP, THROTTLE .....	0.2
11	8101C0	GRIP, HANDLE :LEFT .....	0.1
12	810155	HOUSING, THROTTLE .....	0.2
15	8101C9	BRACKET, HANDLE LEVER :RIGHT ..	0.2
	8101D0	BRACKET, HANDLE LEVER :BOTH ..	0.4
	(17)		
16	8101C8	BRACKET, HANDLE LEVER :LEFT ..	0.2
	8101D0	BRACKET, HANDLE LEVER :BOTH ..	0.4
18	8101C7	LEVER, HANDLE :RIGHT .....	0.1
	8101F5	LEVER, HANDLE :BOTH .....	0.2
19	8101C6	LEVER, HANDLE :LEFT .....	0.1

Ref. No.	Part No.	Description	Reqd. QTY		Serial No.	Parts catalogue code
			CBF110	A MA		
1	17910-KWS-901	CABLE COMP., THROTTLE .....	1	1		
2	17950-KWS-900	CABLE COMP., CHOKE .....	1	1		
3	22870-KWS-900	CABLE COMP., CLUTCH .....	1	1		
4	32161-KSP-920	BAND B1, WIRE .....	2	2		
5	35150-KWS-911	SWITCH ASSY., STARTER .....	-	1		
6	35200-KWS-901	SWITCH ASSY., WINKER .....	1	-		
	35200-KWS-911	.....	-	1		
7	35330-KWS-901	SWITCH ASSY., CLUTCH .....	-	1		
8	35340-KWS-901	SWITCH ASSY., FR. STOP .....	1	-		
			-	1	----- ID,3ID	
9	45450-KWS-901	CABLE COMP., FR. BRAKE .....	1	-		
			-	1	----- ID,3ID	
10	53140-KWS-900	GRIP COMP., THROTTLE .....	1	1		
11	53166-KWS-900	GRIP, L. HANDLE .....	1	1		
12	53167-GE4-000	HOUSING, THROTTLE .....	1	-		
13	53168-166-000	HOUSING, THROTTLE .....	1	-		
14	53171-KCC-900	COVER, R. HANDLE LEVER .....	1	-		
			-	1	----- ID,3ID	
15	53171-KWS-900	BRACKET, R. HANDLE LEVER ....	1	-		
			-	1	----- ID,3ID	
16	53172-KTE-910	BRACKET, L. HANDLE LEVER ....	1	-		
17	53172-KTE-930	BRACKET, L. HANDLE LEVER ....	-	1		
18	53175-KTE-910	LEVER COMP., R. HANDLE .....	1	-		
			-	1	----- ID,3ID	
19	53178-KWF-900	LEVER COMP., L. HANDLE .....	1	1		
20	53179-KTC-900	COVER, L. HANDLE LEVER .....	1	1		

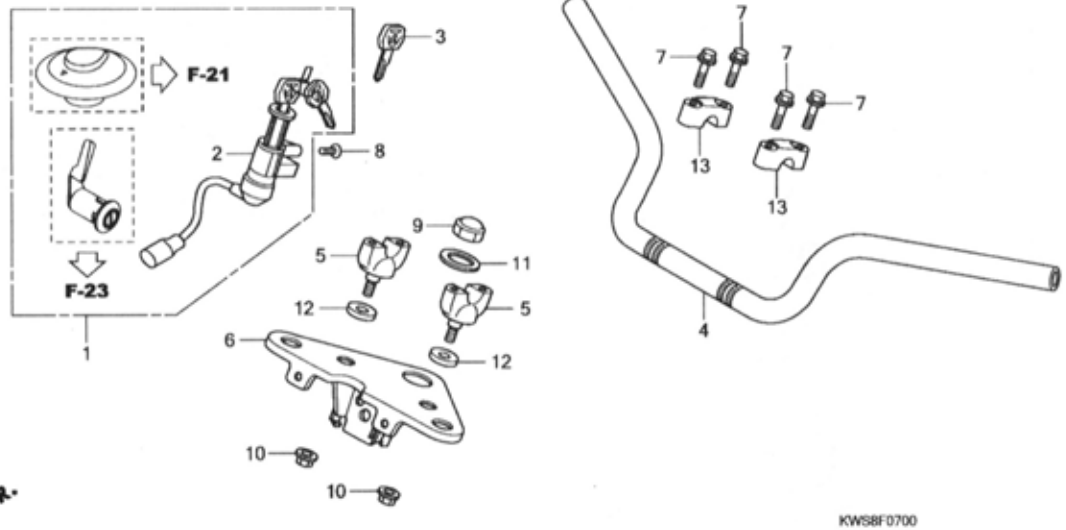


Ref. No.	Part No.	Description	Reqd. QTY		Serial No.	Parts catalogue code
			CBF110 A	MA		
21	88114-198-D10	CAP, LOCK NUT .....	2	2		
22	88210-KWS-901	MIRROR COMP., R. ....	1	1		
23	88220-KWS-901	MIRROR COMP., L. ....	1	1		
24	90103-KTE-920	BOLT, ADAPTER, 10MM .....	2	2		
25	90114-428-870	BOLT, HANDLE LEVER PIVOT ....	1	-		
			-	1	-----	Id,31D
26	90114-428-870	BOLT, HANDLE LEVER PIVOT ....	1	1		
27	90201-MW3-620	NUT, HEX., 10MM (LEFT HAND THREAD)	2	2		
28	93500-05020-06	SCREW, PAN, 5X20 .....	2	2		
29	93500-05022-06	SCREW, PAN, 5X22 .....	2	2		
30	94050-06000	NUT, FLANGE, 6MM .....	1	-		
			-	1	-----	Id,31D
31	94050-06000	NUT, FLANGE, 6MM .....	1	1		
32	96001-06025-07	BOLT, FLANGE, 6X25 .....	1	-		
			-	1	-----	Id,31D
33	96001-06025-07	BOLT, FLANGE, 6X25 .....	1	1		



Ref. No.	L.O.N.	(Relative ref. Number) Description	F.R.T.
1	6151F5	SWITCH, FRONT STOP(A) .....	0.1
2	7121A0	HOSE, FRONT BRAKE .....	0.4
		.INCLUDES: Bleed brakes	
6	712105	CYLINDER, FRONT BRAKE MASTER .....	0.4
		.INCLUDES: Bleed brakes	
11	7121G6	DIAPHRAGM, FRONT BRAKE MASTER .....	0.1
		CYLINDER .....	
15	7121G9	PISTON SET, FRONT BRAKE MASTER .....	0.4
		.INCLUDES: Bleed brakes	
16	8101C7	LEVER, HANDLE :RIGHT .....	0.1
	8101F5	LEVER, HANDLE :BOTH .....	0.2

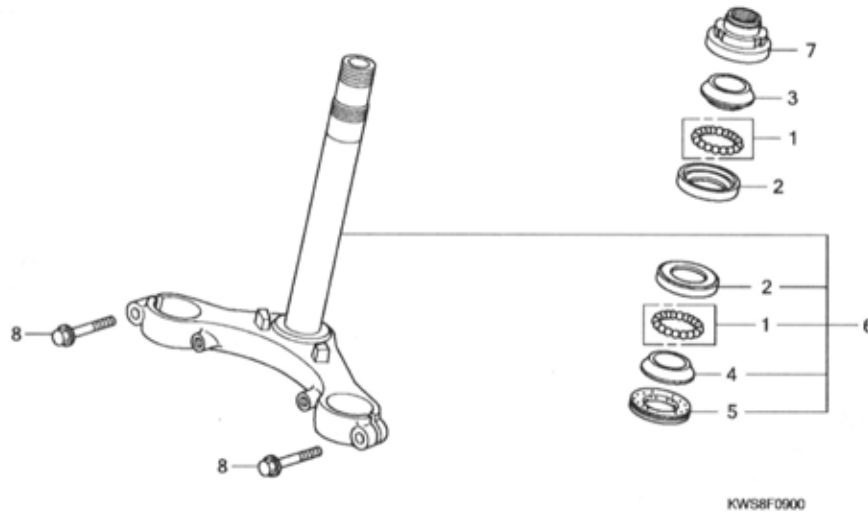
Ref. No.	Part No.	Description	Reqd. QTY		Serial No.	Parts catalogue code
			CBF110	A MA		
1	35340-KCK-900	SWITCH ASSY., FR. STOP .....	-	1	----- 2ID,4ID	
2	45126-KWS-921	HOSE COMP., FR. BRAKE .....	-	1	----- 2ID,4ID	
3	45155-KWS-920	CLAMPER A, FR. BRAKE HOSE ...	-	1	----- 2ID,4ID	
4	45156-KSP-900	CLAMPER B, FR. BRAKE HOSE ...	-	1	----- 2ID,4ID	
5	45504-KCC-841	BOOT COMP. ....	-	1	----- 2ID,4ID	
6	45510-KVT-911	CYLINDER SUB ASSY., FR. BRAKE MASTER	-	1	----- 2ID,4ID	
7	45513-KCC-841	CAP, MASTER CYLINDER .....	-	1	----- 2ID,4ID	
8	45517-KCC-841	HOLDER, MASTER CYLINDER .....	-	1	----- 2ID,4ID	
9	45518-KCC-841	SEPARATOR COMP. ....	-	1	----- 2ID,4ID	
10	45519-KCC-841	SCREW, FLAT .....	-	2	----- 2ID,4ID	
11	45520-KCC-841	DIAPHRAGM .....	-	1	----- 2ID,4ID	
12	45521-KCC-841	PLATE, DIAPHRAGM .....	-	1	----- 2ID,4ID	
13	45525-KCC-841	ROD, PUSH .....	-	1	----- 2ID,4ID	
14	45526-KCC-841	SPRING, PUSH ROD .....	-	1	----- 2ID,4ID	
15	45530-KCC-841	CYLINDER SET, MASTER .....	-	1	----- 2ID,4ID	
16	53175-KSP-900	LEVER, R. STEERING HANDLE ...	-	1	----- 2ID,4ID	
17	90111-KCC-841	BOLT, FLANGE, 6X25 .....	-	2	----- 2ID,4ID	
18	90112-KCC-841	SCREW, PAN, 4X8 .....	-	1	----- 2ID,4ID	
19	90114-KCC-841	BOLT, HANDLE LEVER .....	-	1	----- 2ID,4ID	
20	90145-GW3-981	BOLT, OIL, 10X22 .....	-	2	----- 2ID,4ID	
21	90303-KCC-841	NUT .....	-	1	----- 2ID,4ID	
22	90545-300-000	WASHER, OIL BOLT .....	-	4	----- 2ID,4ID	
23	90651-KCC-841	CIRCLIP .....	-	1	----- 2ID,4ID	
24	96001-06012-00	BOLT, FLANGE, 6X12 .....	-	1	----- 2ID,4ID	



KWSBF0700

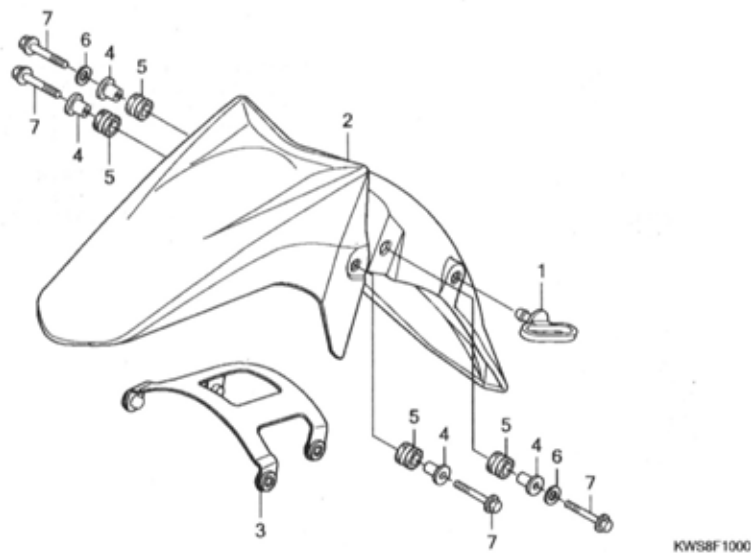
NO.	Description	
1	6151A1 KEY SET .....	1.3
2	615145 SWITCH, COMBINATION & LOCK ...	0.7
4	810100 PIPE, STEERING HANDLE .....	0.5
5	8101B9 HOLDER, HANDLE :LOWER .....	0.2
	8101B9A .Replace 1 handle holder add -	0.1
6	510110 BRIDGE, FORK TOP .....	0.7

Ref. No.	Part No.	Description	Reqd. QTY		Serial No.	Parts catalogue code
			CBF110 A	MA		
1	35010-KWS-900	KEY SET .....	1	1		
2	35100-KWS-901	SWITCH ASSY., COMBINATION & LOCK	1	1		
3	35121-KWS-900	KEY, BLANK .....	(1)	(1)		
4	53100-KWS-900	PIPE, STEERING HANDLE .....	1	1		
5	53130-KTE-910	HOLDER, HANDLE UNDER .....	2	2		
6	53230-KWS-900	BRIDGE COMP., FORK TOP .....	1	1		
7	90117-383-000	BOLT, FLANGE, 6X28 .....	4	4		
8	90164-KPL-900	SCREW, U-LOCK FLAT, 6X12 .....	2	2		
9	90304-KSP-900	NUT, STEERING STEM .....	1	1		
10	90304-KTE-911	NUT, FLANGE SPECIAL, 10MM (SIMMODS MARSHALL)	2	2		
11	90503-KSP-900	WASHER, STEERING STEM .....	1	1		
12	90521-427-770	WASHER, 10.3MM .....	2	2		
13	95014-21101	HOLDER A1, HANDLE PIPE UPPER	2	2		



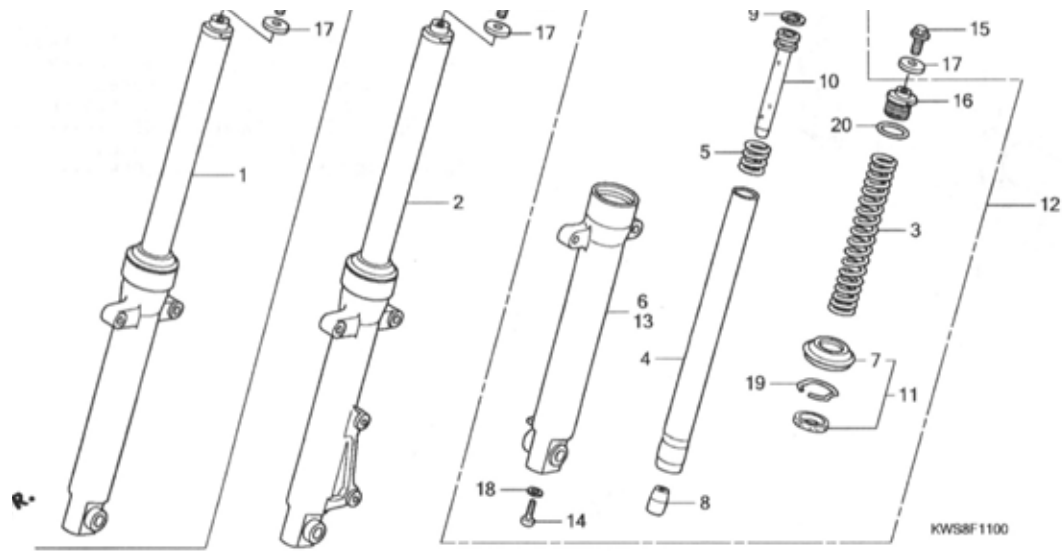
Ref. No.	L.O.N.	(Relative ref. Number) Description	F.R.T.
2	5101A0	RACE, STEERING BALL :UPPER ...	0.9
	5101A1	RACE, STEERING BALL :LOWER ...	0.9
	5101C9	RACE, STEERING BALL :BOTH ....	0.9
3	5101A9	RACE, STEERING TOP CONE .....	0.6
4		(5)	
	5101B0	RACE, STEERING BOTTOM CONE ...	1.1
6	510100	STEM OR SHAFT ASSY., STEERING	0.9
7	5101B2	THREAD, STEERING HEAD TOP ....	0.6

Ref. No.	Part No.	Description	Reqd. QTY		Serial No.	Parts catalogue code
			CBF110	A MA		
1	06531-KW6-840	BALL ASSY., STEEL, #8X18 ....	2	2		
2	50301-KTR-900	RACE, STEERING TOP BALL .....	2	2		
3	53211-268-010	RACE, STEERING TOP CONE .....	1	1		
4	53212-200-000	RACE, STEERING BOTTOM CONE ..	1	1		
5	53214-200-000	DUST SEAL, STEERING HEAD ....	1	1		
6	53219-KWS-900	STEM SUB ASSY., STEERING ....	1	-		
	53219-KWS-920	.....	-	1	----- ID,3ID	
7	53220-KSP-900	THREAD COMP., STEERING HEAD	-	1	----- 2ID,4ID	
		TOP	1	1		
8	95701-08035-07	BOLT, FLANGE, 8X35 .....	2	2		



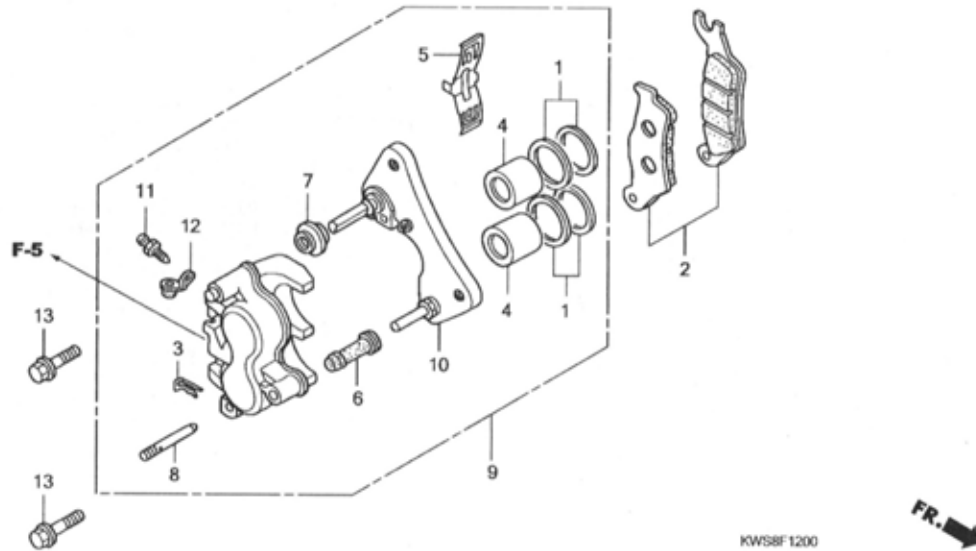
Ref. No.	L.O.N.	(Relative ref. Number) Description	F.R.T.
2	4131B7	FENDER, FRONT .....	0.3

Ref. No.	Part No.	Description	Reqd. QTY		Serial No.	Parts catalogue code
			CBF110 A	MA		
1	45451-473-000	GUIDE, FR. FENDER CABLE .....	1	1		
2	61100-KWS-90QZA	FENDER, FR. *B202P*.....PEARL FIJI BLUE	1	1	-----	ID,2ID
	61100-KWS-900ZC	*NHA84P*PEARL NIGHTSTAR BLACK	1	1	-----	ID,2ID
	61100-KWS-900ZD	*R320P*.....PEARL SIENA RED	1	1	-----	ID,2ID
	61100-KWS-900ZF	*NH1*.....BLACK	1	1	-----	3ID,4ID
	61100-KWS-900ZH	*GY142C*.....CANDY PALM GREEN	1	1	-----	ID,2ID
	61100-KWS-900ZJ	*R344*.....RISING RED	1	1	-----	3ID,4ID
	61100-KWS-900ZK	*Y210M* ELECTRIC YELLOW METALLIC	1	1	-----	ID,2ID
3	61102-KWS-900	STAY, FR. FENDER .....	1	1		
4	61103-KRY-900	COLLAR A, FR. FENDER .....	4	4		
5	61105-KRY-900	RUBBER, FR. FENDER MOUNTING	4	4		
6	94101-06000	WASHER, PLAIN, 6MM .....	2	2		
7	96001-06030-00	BOLT, FLANGE, 6X30 .....	4	4		



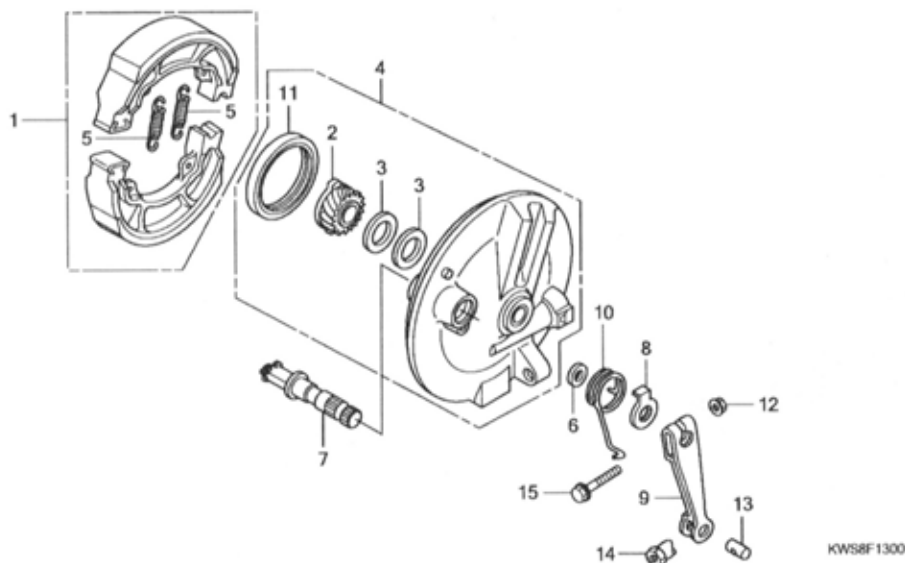
NO.	DESCRIPTION	
1	(2)	
5111C3	FORK ASSY., FRONT :RIGHT	0.4
5111C4	FORK ASSY., FRONT :BOTH	0.5
3	5111C5 SPRING, FRONT FORK :LEFT	0.6
	5111C6 SPRING, FRONT FORK :RIGHT	0.6
	5111C7 SPRING, FRONT FORK :BOTH	0.9
4	(5,9)	
5111G2	PIPE, FRONT FORK :LEFT	0.7
5111G3	PIPE, FRONT FORK :RIGHT	0.7
5111G4	PIPE, FRONT FORK :BOTH	1.1
6	5111D2 CASE, BOTTOM :RIGHT	0.8
	5111D3 CASE, BOTTOM :BOTH	1.3
11	5111E7 SEAL SET, FRONT FORK :LEFT	0.8
	5111E8 SEAL SET, FRONT FORK :RIGHT	0.8
	5111E9 SEAL SET, FRONT FORK :BOTH	1.3
12	5111C2 FORK ASSY., FRONT :LEFT	0.4
	5111C4 FORK ASSY., FRONT :BOTH	0.5
13	5111D1 CASE, BOTTOM :LEFT	0.8
	5111D3 CASE, BOTTOM :BOTH	1.3

Part No.	Description	Reqd. QTY		Serial No.	Parts catalogue code
		CBF110 A	MA		
1400-KWS-901	FORK ASSY., R. FR. ....	1	-		
1400-KWS-921	FORK ASSY., R. FR. ....	-	1	----- ID,31D	
1401-KWS-901	SPRING, FR. FORK ....	-	1	----- 21D,41D	
1410-KWS-901	PIPE COMP., FR. FORK ....	2	2		
1412-KAG-901	SPRING, REBOUND ....	2	2		
1420-KWS-901	CASE, R. FR. BOTTOM ....	1	-		
1420-KWS-921	.....	-	1	----- ID,31D	
1425-961-013	DUST SEAL .....	-	1	----- 21D,41D	
1432-KST-901	PIECE, OIL LOCK .....	2	2		
1437-KVN-901	RING, PISTON .....	2	2		
1440-KWS-901	PIPE, SEAT .....	2	2		
1490-KWS-901	SEAL SET, FR. FORK .....	2	2		
1500-KWS-901	FORK ASSY., L. FR. ....	1	-		
1500-KWS-921	.....	-	1	----- ID,31D	
1520-KWS-901	CASE, L. FR. BOTTOM ....	-	1	----- 21D,41D	
1520-KWS-921	.....	-	1	----- ID,31D	
1116-KAG-901	BOLT, SOCKET, 8MM .....	2	2		
1123-KRM-860	BOLT, FR. FORK .....	2	2		
1123-KSP-901	BOLT A, FR. FORK .....	2	2		
1521-KSP-900	WASHER, 10.3MM .....	2	2		
1544-439-930	PACKING .....	2	2		
1601-GF5-731	RING, OIL SEAL STOPPER .....	2	2		
1356-KAG-901	O-RING .....	2	2		



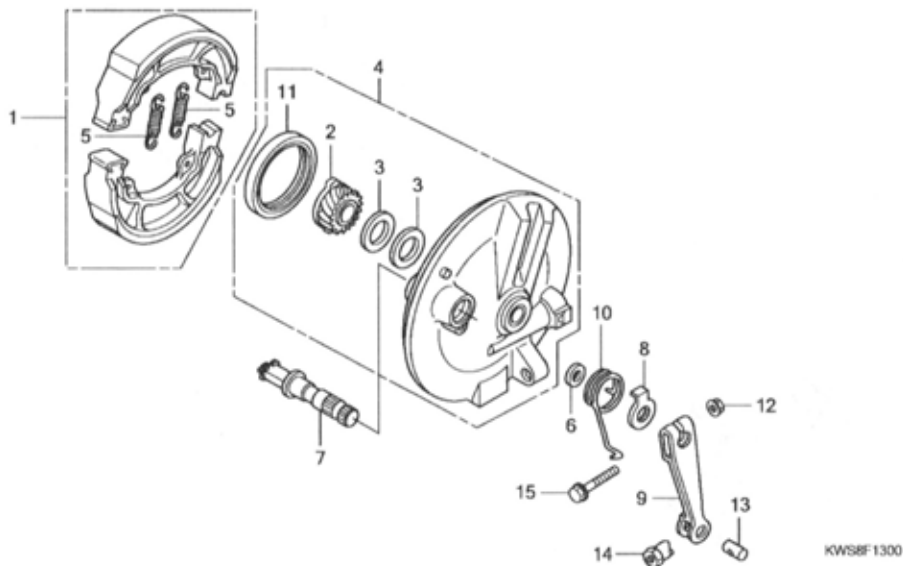
Ref. No.	L.O.N.	(Relative ref. Number) Description	F.R.T.
2	7111N1	SHOE(PAD) SET, BRAKE(A) :FRONT	0.1
4	7111D1	PISTON, FRONT BRAKE CALIPER .. .INCLUDES: Bleed brakes .NOTE: Same time for two units	0.5
9	711130	CALIPER, FRONT BRAKE .....	0.4
10	711160	BRACKET, FRONT CALIPER .....	0.2

Ref. No.	Part No.	Description	Reqd. QTY		Serial No.	Parts catalogue code
			CBF110	A MA		
1	06451-KCC-841	SEAL SET, PISTON .....	-	2	----- 2ID,4ID	
2	06455-KCC-842	PAD SET, FR. ....	-	1	----- 2ID,4ID	
3	43216-MAK-003	CLIP, HANGER PIN .....	-	1	----- 2ID,4ID	
4	45107-KCC-841	PISTON (26) .....	-	2	----- 2ID,4ID	
5	45108-KCC-841	SPRING, PAD .....	-	1	----- 2ID,4ID	
6	45132-KCC-841	BOOT, PIN BUSH .....	-	1	----- 2ID,4ID	
7	45133-KCC-841	BOOT, B .....	-	1	----- 2ID,4ID	
8	45220-KCC-841	PIN COMP., HANGER .....	-	1	----- 2ID,4ID	
9	45250-KCC-841	CALIPER SUB ASSY., R. FR. ...	-	1	----- 2ID,4ID	
10	45290-KCC-841	BRACKET SUB ASSY., FR. CALIPER	-	1	----- 2ID,4ID	
11	45352-KCC-841	SCREW, BLEEDER .....	-	1	----- 2ID,4ID	
12	45353-KCC-841	CAP, BLEEDER .....	-	1	----- 2ID,4ID	
13	90155-KSP-900	BOLT, FLANGE, 8X25 .....	-	2	----- 2ID,4ID	

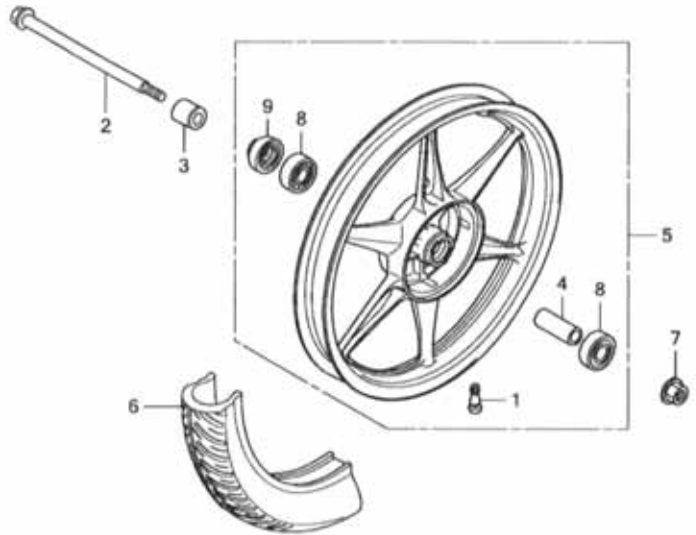


Ref. No.	L.O.N.	(Relative ref. Number) Description	F.R.T.
1	711115	SHOE (PAD) SET, BRAKE :FRONT ..	0.3
2	7101C3	GEAR, SPEEDOMETER .....	0.3
4	7111D0	PANEL, FRONT BRAKE .....	0.4
7	7111B3	CAM, BRAKE :FRONT .....	0.4
9	7111C3	ARM, BRAKE :FRONT .....	0.1

Ref. No.	Part No.	Description	Reqd. QTY		Serial No.	Parts catalogue code
			CBF110 A	MA		
1	06430-KRP-980	SHOE SET, BRAKE (ASK) .....	1	-	-	
	06430-KTN-700	SHOE SET, BRAKE .....	1	-	----- ID,3ID	
2	44804-KWF-900	GEAR, SPEEDOMETER (23T) .....	1	-	----- ID,3ID	
3	44809-KTC-900	WASHER, SPEEDOMETER GEAR .....	2	-	----- ID,3ID	
4	45010-KWF-900ZA	PANEL SUB COMP., FR. BRAKE *NH303M*	1	-	----- ID,3ID	
		MAT AXIS GRAY METALLIC	1	-	----- ID,3ID	
5	45133-KCC-900	SPRING, FR. BRAKE SHOE .....	2	-	----- ID,3ID	
	45133-KPL-900	SPRING, BRAKE SHOE .....	2	-	----- ID,3ID	
6	45134-250-000	DUST SEAL, BRAKE CAM .....	1	-	----- ID,3ID	
7	45141-KTC-900	CAM, FR. BRAKE .....	1	-	----- ID,3ID	
8	45145-096-650	INDICATOR, FR. BRAKE .....	1	-	----- ID,3ID	
9	45410-KTE-910	ARM, FR. BRAKE .....	1	-	----- ID,3ID	
10	45435-GB2-720	SPRING, BRAKE ARM RETURN .....	1	-	----- ID,3ID	



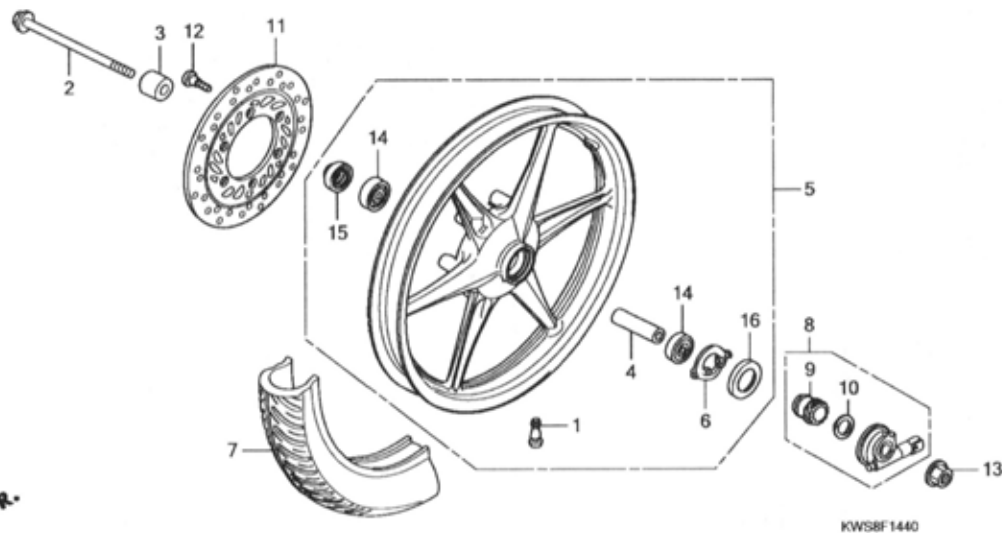
Ref. No.	Part No.	Description	Reqd. QTY		Serial No.	Parts catalogue code
			CBF110 A	MA		
11	91251-GK4-003	OIL SEAL, 47X60X7(ARAI) .....	1	-	----- ID,3ID	
12	94050-06000	NUT, FLANGE, 6MM .....	1	-	----- ID,3ID	
13	95015-32001	JOINT B, BRAKE ARM .....	1	-	----- ID,3ID	
14	95015-42000	NUT B, BRAKE ROD ADJUSTING ..	1	-	----- ID,3ID	
15	95701-06032-00	BOLT, FLANGE, 6X32 .....	1	-	----- ID,3ID	



KWSBF1430

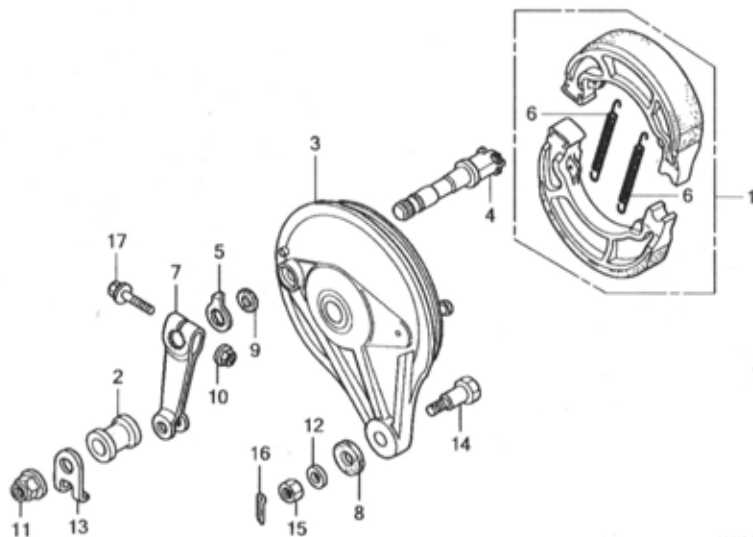
Ref. No.	L.O.N.	(Relative ref. Number) Description	F.R.T.
2	710151	AXLE, FRONT WHEEL .....	0.2
5	710104	FRONT WHEEL .....	0.7
6	710139	FRONT TIRE(ONE) .....	0.6
8		(4)	
	710115	BEARING, FRONT WHEEL(ONE) ....	0.4
	710115G	.Replace 1 bearing add .....	0.1

Ref. No.	Part No.	Description	Reqd. QTY		Serial No.	Parts catalogue code
			CBF110 A	MA		
1	42753-KWF-901	VALVE, RIM (TRITON) .....	1	-		
2	44301-KPL-900	AXLE, FR. WHEEL .....	1	-	----- ID,31D	
3	44311-KSP-900	COLLAR, FR. WHEEL SIDE .....	1	-	----- ID,31D	
4	44620-KSP-900	COLLAR, FR. AXLE DISTANCE ...	1	-	----- ID,31D	
5	44650-KWS-900	WHEEL SUB ASSY., FR. ....	1	-	----- ID,31D	
6	44711-KWS-901	TIRE, FR. (TVS) (70/100-17 M/C 40P)	1	-	----- ID,31D	
	44711-KWS-902	TIRE, FR. (MRF) (70/100-17 M/C 40P TL)	1	-	----- ID,31D	
7	90306-KST-942	NUT, FLANGE, 12MM (LEO FASTENERS)	1	-	----- ID,31D	
	90306-KTE-911	NUT, FLANGE SPECIAL, 12MM (SIMMONDS MARSHALL)	1	-	----- ID,31D	
8	91052-KWF-901	BEARING, RADIAL BALL, 6301(U) (NSK)	2	-	----- ID,31D	
	96140-63010-10	BEARING, RADIAL BALL, 6301U	2	-	----- ID,31D	
9	91251-KPH-901	DUST SEAL, 21X37X7 .....	1	-	----- ID,31D	



Ref. No.	L.O.N.	(Relative ref. Number) Description	F.R.T.
2	710151	AXLE, FRONT WHEEL .....	0.2
5	710104	FRONT WHEEL .....	0.7
		.INCLUDES: Balance	
7	710139	FRONT TIRE(ONE) .....	0.6
8	710145	GEARBOX ASSY., SPEEDOMETER ...	0.2
11	711120	DISC, FRONT BRAKE .....	0.3
14	710115	BEARING, FRONT WHEEL(ONE) ....	0.4
	710115G	.Replace 1 bearing add .....	0.1

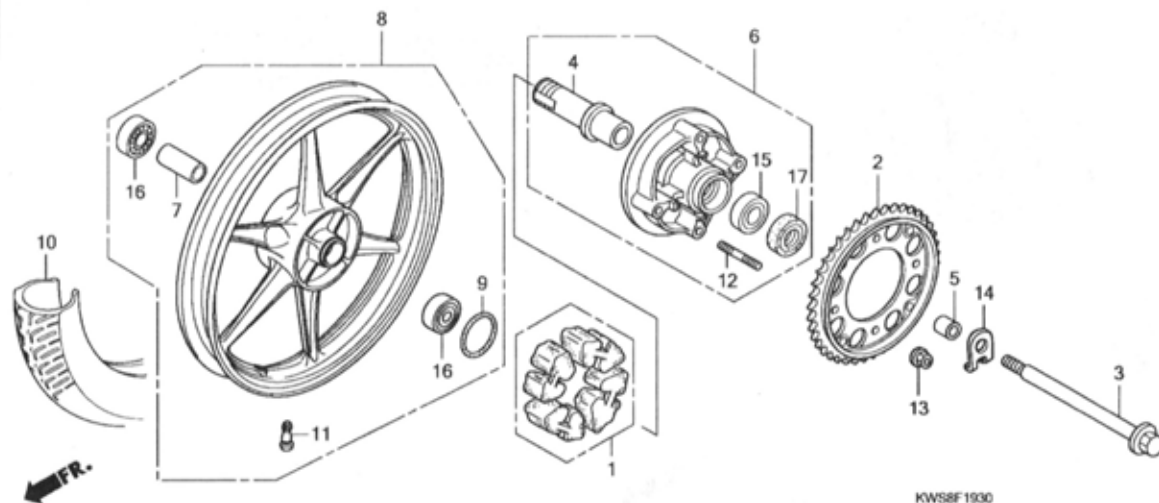
Ref. No.	Part No.	Description	Reqd. QTY		Serial No.	Parts catalogue code
			CBF110 A	MA		
1	42753-KWF-901	VALVE, RIM (TRITON) .....	-	1	-----	2ID,4ID
2	44301-KPL-900	AXLE, FR. WHEEL .....	-	1	-----	2ID,4ID
3	44311-KSP-900	COLLAR, FR. WHEEL SIDE .....	-	1	-----	2ID,4ID
4	44620-KSP-900	COLLAR, FR. AXLE DISTANCE ...	-	1	-----	2ID,4ID
5	44650-KWS-920	WHEEL SUB ASSY., FR. ....	-	1	-----	2ID,4ID
6	44680-410-000	RETAINER, GEAR BOX .....	-	1	-----	2ID,4ID
7	44711-KWS-901	TIRE, FR. (TVS) (70/100-17 M/C 40P)	-	1	-----	2ID,4ID
	44711-KWS-902	TIRE, FR. (MRF) (70/100-17 M/C 40P TL)	-	1	-----	2ID,4ID
8	44800-KWF-930ZB	BOX ASSY., SPEEDOMETER GEAR *NH105*...MAT BLACK (#15-#20)	-	1	-----	2ID,4ID
9	44804-KWF-931	GEAR, SPEEDOMETER .....	-	1	-----	2ID,4ID
10	44809-KPL-900	WASHER, SPEEDOMETER GEAR ....	-	1	-----	2ID,4ID
11	45251-KSP-861	DISK, FR. BRAKE .....	-	1	-----	2ID,4ID
12	90105-KSP-870	BOLT, DISK, 8X24 .....	-	6	-----	2ID,4ID
13	90306-KST-942	NUT, FLANGE, 12MM (LEO FASTENERS)	-	1	-----	2ID,4ID
	90306-KTE-911	NUT, FLANGE SPECIAL, 12MM (SIMMONDS MARSHALL)	-	1	-----	2ID,4ID
14	91052-KWF-901	BEARING, RADIAL BALL, 6301(U) (NSK)	-	2	-----	2ID,4ID
	96140-63010-10	BEARING, RADIAL BALL, 6301U .	-	2	-----	2ID,4ID
15	91251-KPH-901	DUST SEAL, 21X37X7 .....	-	1	-----	2ID,4ID
16	91258-410-013	DUST SEAL, 40X50X5(ARAI) ....	-	1	-----	2ID,4ID



KWSBF1800

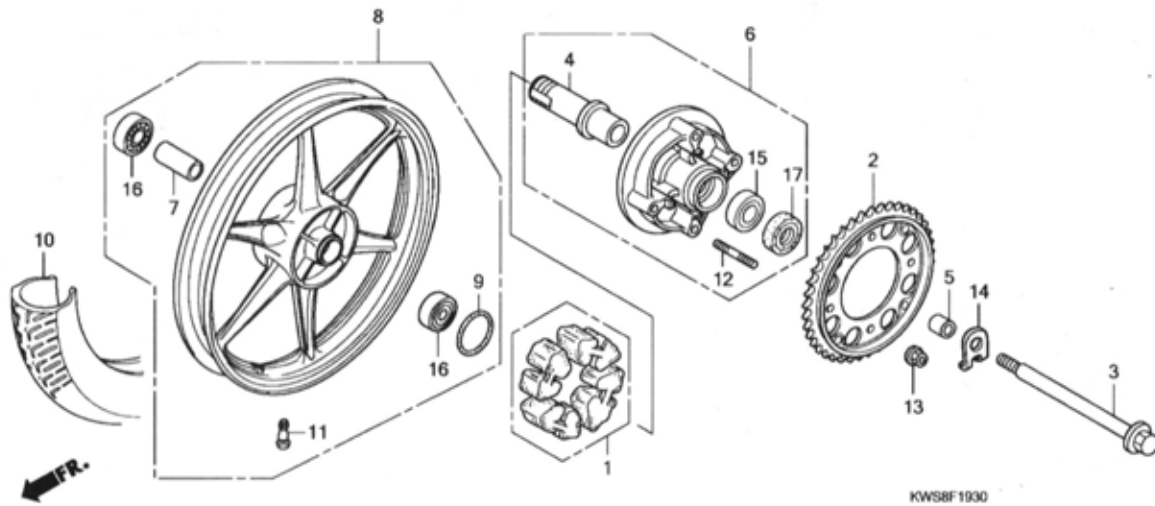
Ref. No.	L.O.N.	(Relative ref. Number) Description	F.R.T.
1	711140	SHOE(PAD) SET, BRAKE :REAR ...	0.4
3	7111A9	PANEL, REAR BRAKE .....	0.5
4	7111B4	CAM, BRAKE :REAR .....	0.5
7	7111C4	ARM, BRAKE :REAR .....	0.2

Ref. No.	Part No.	Description	Reqd. QTY		Serial No.	Parts catalogue code
			CBF110 A	MA		
1	06430-KST-940	SHOE SET, BRAKE .....	1	1		
	06430-KST-950	.....	1	1		
2	42313-KWS-900	COLLAR, RR. BRAKE PANEL SIDE	1	1		
3	43100-KWS-900ZA	PANEL COMP., RR. BRAKE *NH303M*				
		MAT AXIS GRAY METALLIC	1	1		
4	43141-KST-920	CAM, RR. BRAKE .....	1	1		
5	43145-KWS-900	INDICATOR, RR. BRAKE .....	1	1		
6	43151-110-000	SPRING, BRAKE SHOE (NK) .....	2	2		
7	43410-KCT-690	ARM, RR. BRAKE .....	1	1		
8	43434-ME1-670	RUBBER, STOPPER ARM .....	1	1		
9	45134-250-000	DUST SEAL, BRAKE CAM .....	1	1		
10	90302-KST-942	NUT, FLANGE, 6MM .....	1	1		
	90302-KTE-911	NUT, FLANGE SPECIAL, 6MM .....	1	1		
11	90306-KST-942	NUT, FLANGE, 12MM (LEO FASTENERS)	1	1		
	90306-KTE-911	NUT, FLANGE SPECIAL, 12MM (SIMMONDS MARSHALL)	1	1		
12	90505-425-000	WASHER, 8MM .....	1	1		
13	90558-KTR-900	WASHER, RR. AXLE .....	1	1		
14	92811-10000	BOLT A, BRAKE STOPPER .....	1	1		
15	94001-08000-0S	NUT, HEX., 8MM .....	1	1		
16	94201-20150	PIN, SPLIT, 2.0X15 .....	1	1		
17	95701-06035-00	BOLT, FLANGE, 6X35 .....	1	1		

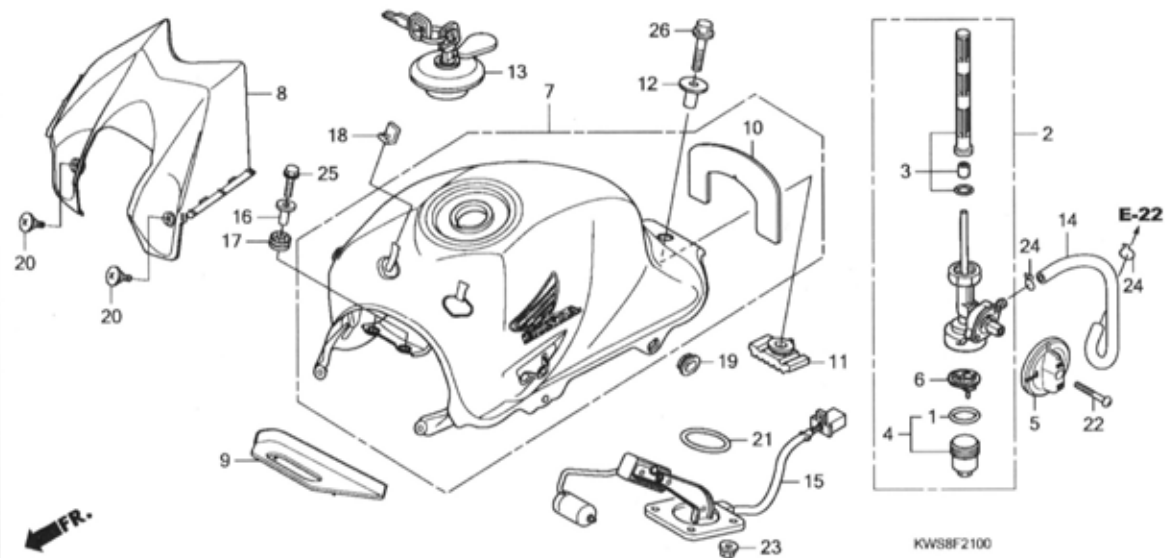


Ref. No.	L.O.N.	(Relative ref. Number) Description	F.R.T.
1	710157	DAMPER, REAR WHEEL .....	0.3
2	7101A0	SPROCKET, FINAL DRIVEN .....	0.4
3	710160	AXLE, REAR WHEEL .....	0.3
4	7101A1	SLEEVE, REAR WHEEL .....	0.5
6	7101A4	FLANGE, FINAL DRIVEN .....	0.4
8	710118	REAR WHEEL .....	0.7
		.INCLUDES: Balance	
10	710142	REAR TIRE(ONE) .....	0.7
		.INCLUDES: Balance	
15	7101D1	BEARING, FINAL DRIVEN FLANGE .	0.5
16		(7)	
	710133	BEARING, REAR WHEEL(ONE) .....	0.5
	710133G	.Replace 1 bearing add .....	0.1

Ref. No.	Part No.	Description	Reqd. QTY		Serial No.	Parts catalogue code
			CBF110 A	MA		
1	06410-KWS-900	DAMPER SET, WHEEL .....	1	1		
2	41200-KWF-950	SPROCKET COMP., FINAL DRIVEN (42T)	1	1		
3	42301-KWS-900	AXLE, RR. WHEEL .....	1	1		
4	42303-KWF-950	SLEEVE, RR. WHEEL .....	1	1		
5	42304-KWS-900	COLLAR, RR. AXLE SLEEVE .....	1	1		
6	42615-KWS-900ZA	FLANGE SUB ASSY., FINAL DRIVEN *NH303M*				
		MAT AXIS GRAY METALLIC	1	1		
7	42620-KTE-950	COLLAR, RR. AXLE DISTANCE ...	1	1		
8	42650-KWS-900	WHEEL SUB ASSY., RR. ....	1	1		
9	42653-001-004	O-RING, 40.5X3 (NIPPON DUST KEEPER)	1	1		
10	42711-KWS-901	TIRE, RR. (TVS) (80/100-17 M/C 53P)	1	1		
	42711-KWS-902	TIRE, RR. (MRF) (80/100-17 M/C 53P TL)	1	1		
11	42753-KWF-901	VALVE, RIM (TRITON) .....	1	1		
12	90128-KTE-910	BOLT, STUD, 8X20 .....	4	4		
13	90309-KTE-911	NUT, FLANGE SPECIAL, 8MM ....	4	4		
14	90558-KTR-900	WASHER, RR. AXLE .....	1	1		
15	91051-KWF-901	BEARING, RADIAL BALL, 6203(UU) (NSK)	1	1		
	96150-62030-10	BEARING, RADIAL BALL, 6203UU	1	1		
16	91052-KWF-901	BEARING, RADIAL BALL, 6301(U) (NSK)	2	2		

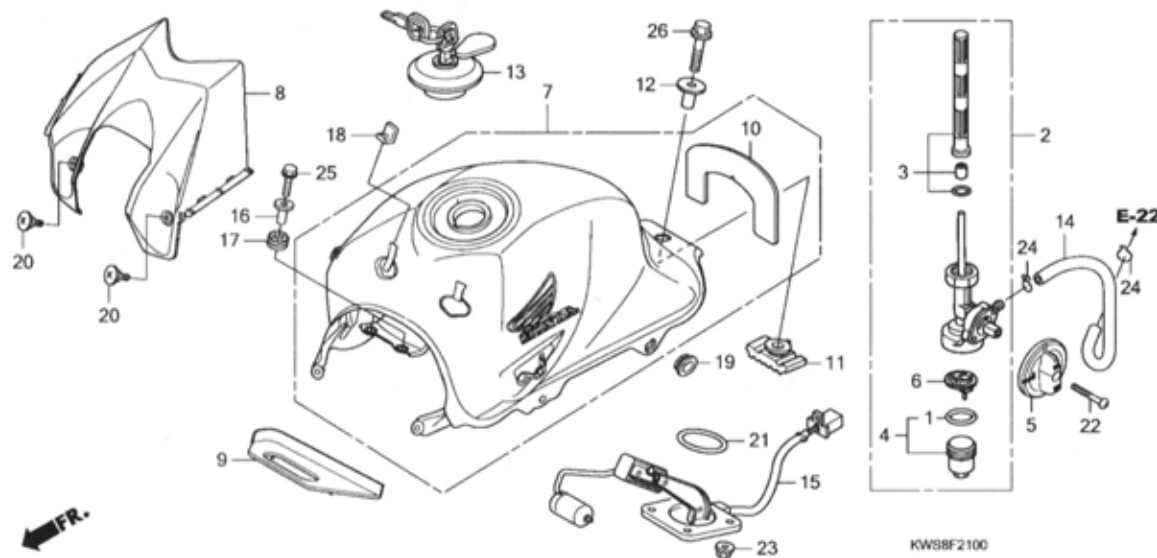


Ref. No.	Part No.	Description	Reqd. QTY		Serial No.	Parts catalogue code
			CBF110 A	MA		
16)	96140-63010-10	BEARING, RADIAL BALL, 6301U	2	2		
17	91251-KGH-901	DUST SEAL, 27X40X4.5(ARAI)	1	1		

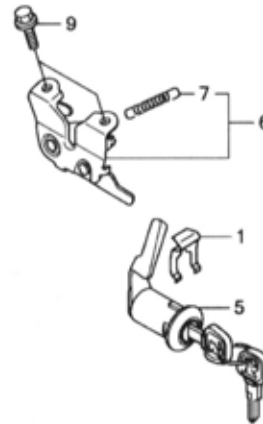
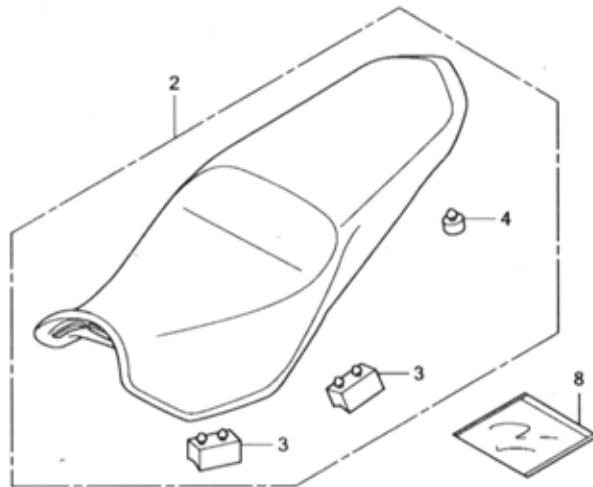


Ref. No.	L.O.N.	(Relative ref. Number) Description	F.R.T.
2	310110	COCK ASSY., FUEL .....	0.2
3	310115	SCREEN, FUEL STRAINER .....	0.2
4		(6)	
	3101A6	CUP, FUEL STRAINER .....	0.1
7	310100	TANK, FUEL .....	0.5
8	4131Q5	COVER, FUEL TANK CENTER .....	0.2
15	617105	FUEL TANK SENDING UNIT .....	0.5

Ref. No.	Part No.	Description	Reqd. QTY		Serial No.	Parts catalogue code
			CBF110 A MA			
1	16173-001-004	PACKING, FUEL STRAINER CUP ..	1	1		
2	16950-KWS-901	COCK ASSY., FUEL .....	1	1		
3	16952-KWS-901	SCREEN SET, FUEL STRAINER ...	1	1		
4	16953-GT4-305	CUP SET, FUEL STRAINER .....	1	1		
5	16955-KWS-900	LEVER, FUEL COCK .....	1	1		
6	16959-HB3-005	FILTER, CUP .....	1	1		
7	17500-KWS-900ZH	TANK ASSY., FUEL (WL)				
		*B202P 1*.PEARL FIJI BLUE	1	1	-----	ID,2ID
		*GY142C*.....CANDY PALM GREEN	1	1	-----	ID,2ID
		*NHA84P 1*				
		PEARL NIGHTSTAR BLACK	1	1	-----	ID,2ID
		*R320P 1*.PEARL SIENA RED	1	1	-----	ID,2ID
		*Y210M*				
		ELECTRIC YELLOW METALLIC	1	1	-----	ID,2ID
		*NH1 2*.....BLACK	1	1	-----	3ID,4ID
		*R344 2*.....RISING RED	1	1	-----	3ID,4ID
8	17520-KWS-900ZA	COVER, TANK				
		*B202P*.....PEARL FIJI BLUE	1	1	-----	ID,2ID
		*NHA84P*PEARL NIGHTSTAR BLACK	1	1	-----	ID,2ID
		*R320P*.....PEARL SIENA RED	1	1	-----	ID,2ID
		*GY142C*.....CANDY PALM GREEN	1	1	-----	ID,2ID
		*Y210M*				
		ELECTRIC YELLOW METALLIC	1	1	-----	ID,2ID
		*NH1*.....BLACK	1	1	-----	3ID,4ID
		*R344*.....RISING RED	1	1	-----	3ID,4ID
9	17521-KWS-900	TRAY, FUEL .....	1	1		
10	17526-KWS-900	FILM, TANK PROTECTOR .....	1	1		



Ref. No.	Part No.	Description	Reqd. QTY		Serial No.	Parts catalogue code
			CBF110	A MA		
11	17613-KWS-900	RUBBER, FUEL TANK RR. ....	1	1		
12	17614-KR3-000	COLLAR, FUEL TANK MOUNTING ..	1	1		
13	17620-KWS-901	CAP COMP., FUEL FILLER .....	1	1		
14	17681-KWS-900	TUBE, FUEL .....	1	1		
15	37800-KWS-901	FUEL UNIT .....	1	1		
16	61104-422-000	COLLAR, SETTING .....	2	2		
17	77208-KW7-900	RUBBER B, SEAT MOUNTING .....	2	2		
18	83502-KCC-900	GROMMET, SIDE COVER .....	2	2		
19	83551-300-000	GROMMET, AIR CLEANER CASE ...	2	2		
20	90107-KW7-900	BOLT, FAIRING SETTING .....	2	2		
21	91305-443-740	O-RING, 39.5X5 .....	1	1		
22	93500-04040-0G	SCREW, PAN, 4X40 .....	1	1		
23	94050-06000	NUT, FLANGE, 6MM .....	4	4		
24	95002-02100	CLIP, TUBE (B10) .....	2	2		
25	96001-06022-00	BOLT, FLANGE, 6X22 .....	2	2		
26	95701-08028-00	BOLT, FLANGE, 8X28 .....	1	1		



KWS8F2300

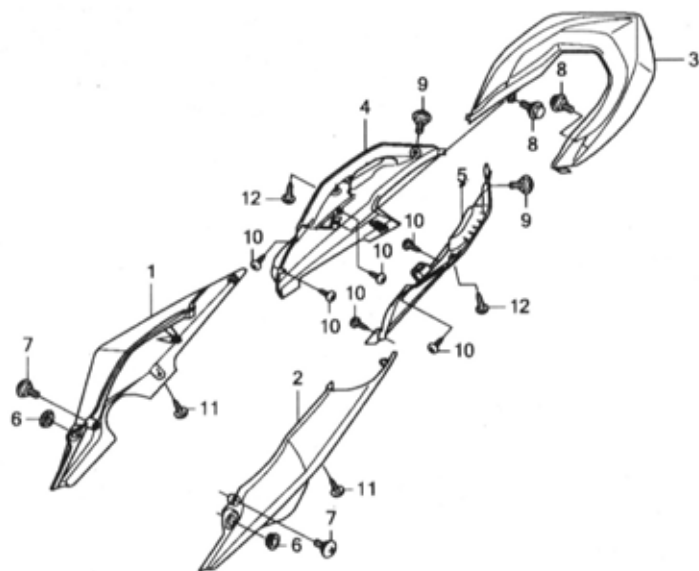
Ref. No.	L.O.N.	(Relative ref. Number) Description	F.R.T.
2	4131E4	SEAT :DOUBLE .....	0.1
5	4131F2	KEY, SEAT LOCK .....	0.5
6	4131E8	CATCH, SEAT :REAR SIDE .....	0.5

Ref. No.	Part No.	Description	Reqd. QTY		Serial No.	Parts catalogue code
			CBF110 A	MA		
1	75581-GN8-920	SPRING, LOCK KEY SETTING .....	1	1		
2	77200-KWS-901	SEAT ASSY., DOUBLE .....	1	1		
3	77204-KCC-900	RUBBER A, SEAT SETTING .....	4	4		
4	77206-KWS-900	RUBBER, SEAT SETTING .....	2	2		
5	77225-KWS-900	LOCK ASSY., SEAT .....	1	1		
6	77235-KWS-900	CATCH COMP., SEAT .....	1	1		
7	77236-GBL-000	SPRING, SEAT CATCH .....	1	1		
8	77251-KPL-900	BAG, SERVICE BOOK .....	1	1		
9	95701-06012-08	BOLT, FLANGE, 6X12 .....	2	2		

F-23-10

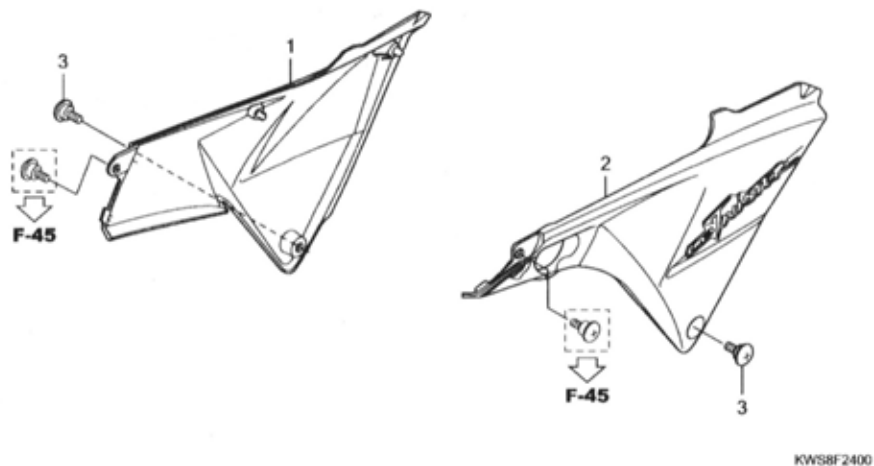
REAR COWL

G 5



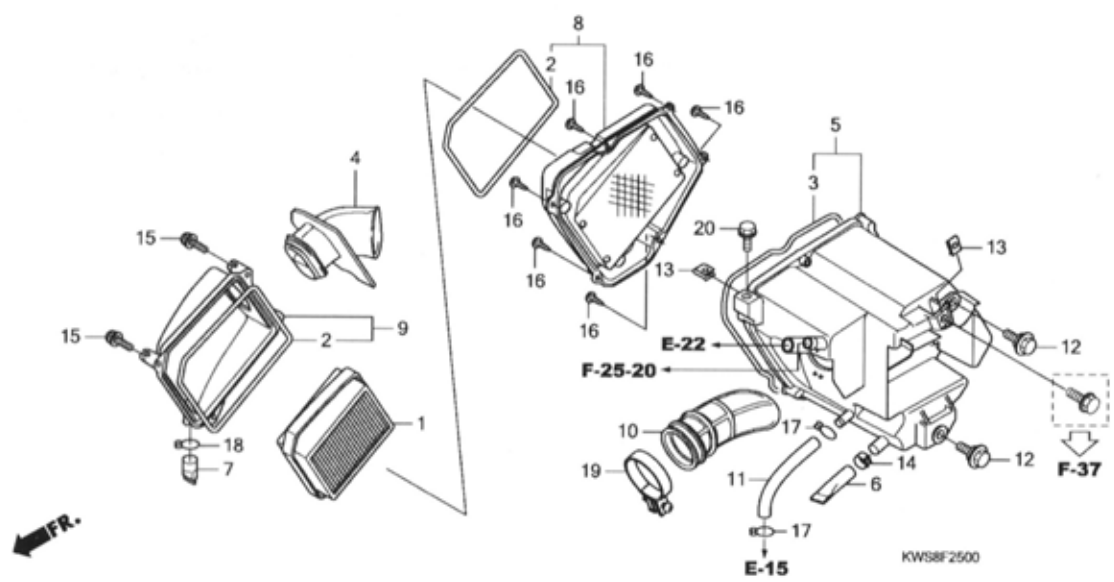
Ref. No.	L.O.N.	(Relative ref. Number) Description	F.R.T.
1	4111X7	COWL, REAR :RIGHT .....	0.5
	4111X8	COWL, REAR :BOTH .....	0.5
2	4111X6	COWL, REAR :LEFT .....	0.5
3	4111K7	COWL, REAR CENTER .....	0.6
4	4111J4	COWL, SEAT :RIGHT .....	0.6
		.NOTE: Same time for two units	
5	4111X6	COWL, REAR :LEFT .....	0.6

Ref. No.	Part No.	Description	Reqd. QTY		Serial No.	Parts catalogue code
			CBF110	A MA		
1	77210-KWS-900ZA	COWL, R. RR.	1	1		
		*NH1*.....BLACK	1	1	-----	3ID,4ID
	77210-KWS-900ZB	*R344*.....RISING RED	1	1	-----	3ID,4ID
	77210-KWS-900ZC	*NHA95M*SWORD SILVER METALLIC	1	1	-----	ID,2ID
2	77220-KWS-900ZA	COWL, L. RR.	1	1		
		*NH1*.....BLACK	1	1	-----	3ID,4ID
	77220-KWS-900ZB	*R344*.....RISING RED	1	1	-----	3ID,4ID
	77220-KWS-900ZC	*NHA95M*SWORD SILVER METALLIC	1	1	-----	ID,2ID
3	77230-KWS-900	COWL, RR. CENTER .....	1	1		
4	77250-KWS-900	BASE, R. RR. COWL .....	1	1		
5	77260-KWS-900	BASE, L. RR. COWL .....	1	1		
6	83551-KWS-900	GROMMET, TAILLIGHT .....	2	2		
7	90105-MN5-000	SCREW, INNER PANEL .....	2	2		
8	90111-KAN-900	BOLT, FLANGE, 6MM .....	2	2		
9	90150-MBG-000	SCREW, PAN, 5X15 .....	2	2		
10	93903-24320	SCREW, TAPPING, 4X12 .....	6	6		
11	93903-24380	SCREW, TAPPING, 4X12 .....	2	2		
12	93903-25380	SCREW, TAPPING, 5X16 .....	2	2		



Ref. No.	L.O.N.	(Relative ref. Number) Description	F.R.T.
1	4111H9	COVER, SIDE :RIGHT ..... .NOTE: Same time for two units	0.1
2	4111H8	COVER, SIDE :LEFT ..... .NOTE: Same time for two units	0.1

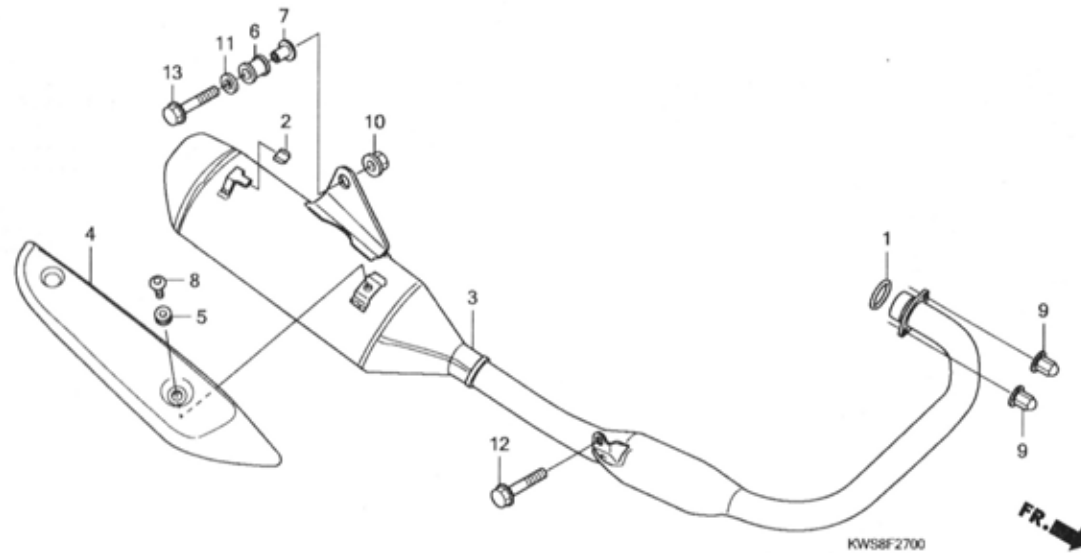
Ref. No.	Part No.	Description	Reqd. QTY		Serial No.	Parts catalogue code
			CBF110 A	MA		
1	83500-KWS-900ZA	COVER SET, R. SIDE *TYPE1*(WL)	1	1		
2	83600-KWS-900ZA	COVER SET, L. SIDE *TYPE1*(WL)	1	1		
3	90103-KWS-900	BOLT, COWL SETTING .....	2	2		



Ref. No.	L.O.N.	(Relative ref. Number) Description	F.R.T.
1	312105	ELEMENT, AIR CLEANER .....	0.1
5	312101	CASE, AIR CLEANER :LOWER .....	0.7
8	312100	CASE, AIR CLEANER :MIDDLE .....	0.2
9	312102	COVER, AIR CLEANER CASE .....	0.1
10	312106	TUBE, AIR CLEANER CONNECTING .....	0.7

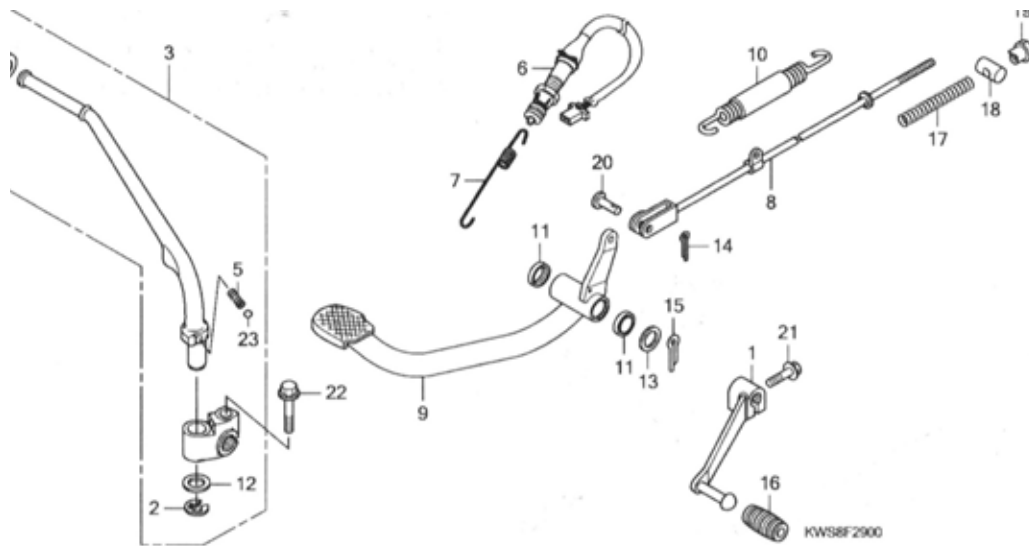
Ref. No.	Part No.	Description	Reqd. QTY		Serial No.	Parts catalogue code
			CBF110 A	MA		
1	17211-KWS-900	ELEMENT COMP., AIR CLEANER ..	1	1		
2	17214-KWS-900	SEAL B, AIR CLEANER .....	2	2		
3	17215-KWS-900	SEAL A, AIR CLEANER .....	1	1		
4	17219-KWS-900	DUCT, AIR CLEANER .....	1	1		
5	17225-KWS-900	CASE SUB ASSY., AIR CLEANER ..	1	1		
6	17227-KWS-900	TUBE, VINYL, 11X15X70 .....	1	1		
7	17234-KCC-941	TUBE, AIR CLEANER DRAIN .....	1	1		
8	17235-KWS-900	HOLDER SUB ASSY., AIR CLEANER	1	1		
9	17245-KWS-900	COVER SUB ASSY., AIR CLEANER	1	1		
10	17253-KWS-900	TUBE, AIR CLEANER CONNECTING	1	1		
11	17371-KWS-900	TUBE, BREATHER .....	1	1		
12	90111-162-000	BOLT, FLANGE, 6MM .....	2	2		
13	90311-KSH-900	NUT, CLIP, 6MM .....	2	2		
14	91406-KFN-850	CLAMP, TUBE (D14.5) .....	1	1		
15	93893-05016-00	SCREW-WASHER, 5X16 .....	4	4		
16	93903-25380	SCREW, TAPPING, 5X16 .....	6	6		
17	95002-02120	CLIP, TUBE (B12) .....	2	2		
18	95002-02130	CLIP, TUBE (B12.5) .....	1	1		
19	95018-46250	BAND, AIR CLEANER CONNECTING	1	1		
		TUBE (46)	1	1		
20	95701-06016-08	BOLT, FLANGE, 6X16 .....	1	1		





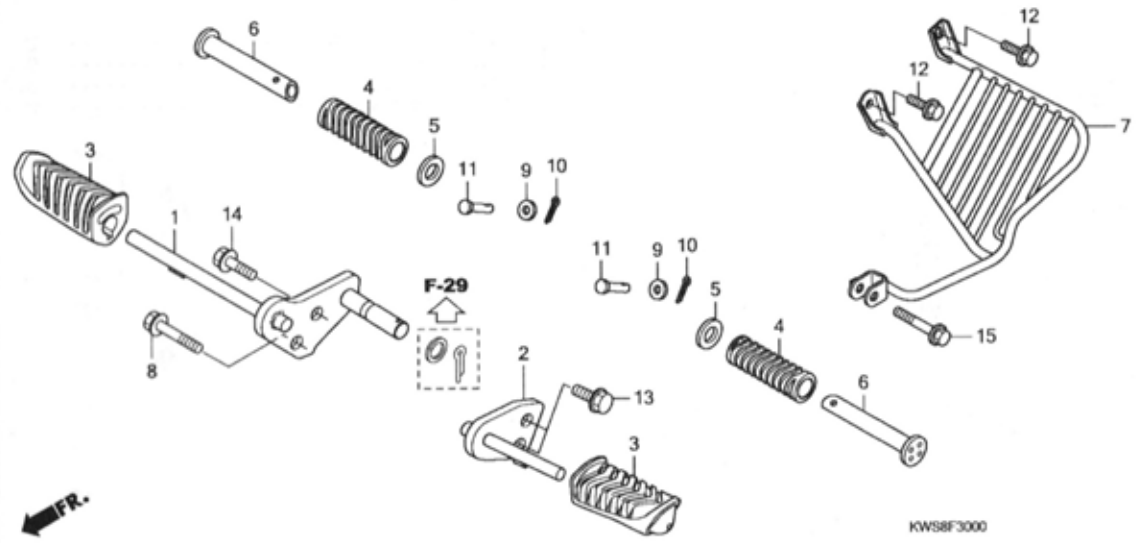
Ref. No.	L.O.N.	(Relative ref. Number) Description	F.R.T.
1	3131B4	GASKET, EXHAUST PIPE .....	0.2
3	313120	MUFFLER .....	0.2
4	3131D3	COVER, MUFFLER :REAR .....	0.1

Ref. No.	Part No.	Description	Reqd. QTY		Serial No.	Parts catalogue code
			CBF110	A MA		
1	18291-GE2-921	GASKET, EX. PIPE .....	1	1		
2	18293-KPK-900	RUBBER, PROTECTOR PACKING ...	1	1		
3	18300-KWS-900	MUFFLER COMP., EX. ....	1	1		
4	18313-KWS-900	COVER, MUFFLER .....	1	1		
5	18345-MBT-610	RUBBER, PROTECTOR MOUNTING ..	1	1		
6	18421-438-670	RUBBER, MUFFLER MOUNTING ....	1	1		
7	18442-KRC-900	COLLAR, MUFFLER MOUNTING ....	1	1		
8	90113-GFP-B00	SCREW, PAN, 6X14 .....	1	1		
9	90305-KSP-900	NUT, EXHAUST PIPE, 8MM .....	2	2		
10	94050-10000	NUT, FLANGE, 10MM .....	1	1		
11	94103-10000	WASHER, PLAIN, 10MM .....	1	1		
12	95701-08016-07	BOLT, FLANGE, 8X16 .....	1	1		
13	95801-10055-00	BOLT, FLANGE, 10X55 .....	1	1		



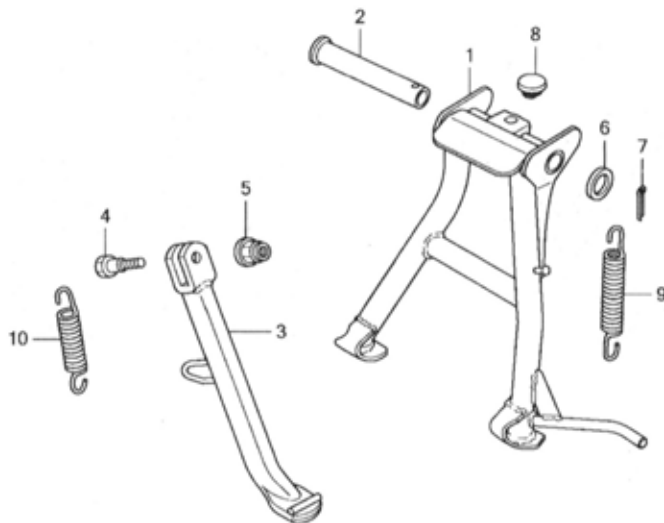
NO.	Description	
1 4101A1	PEDAL, GEAR CHANGE .....	0.1
3 112107	ARM, KICK STARTER .....	0.1
6 6151B5	SWITCH, REAR STOP :PEDAL SIDE	0.2
8 811135	ROD, REAR BRAKE .....	0.4
9 810160	PEDAL, REAR BRAKE .....	0.4
10 8101A8	SPRING, BRAKE PEDAL .....	0.2

Part No.	Description	Reqd. QTY		Serial No.	Parts catalogue code
		CBF110 A	MA		
·KWS-900	PEDAL, GEAR CHANGE .....	1	1		
·333-000	CLIP, KICK STARTER ARM .....	1	1		
·KWS-900	ARM ASSY., KICK STARTER .....	1	1		
·KWS-900	RUBBER, KICK STARTER .....	1	1		
·KKO-000	SPRING, KICK STARTER .....	1	1		
·KWS-901	SWITCH ASSY., RR. STOP .....	1	1		
·KWS-900	SPRING, STOP SWITCH .....	1	1		
·KTE-910	ROD COMP., RR. BRAKE .....	1	1		
·KWS-900	PEDAL COMP., BRAKE .....	1	1		
·KWF-900	SPRING SET, BRAKE PEDAL .....	1	1		
·KKO-003	DUST SEAL, 17X20X2.5 .....	2	2		
·KRM-860	WASHER, 15.5X22 .....	1	1		
·028-000	WASHER, 17X22 .....	1	1		
·20120	PIN, SPLIT, 2.0X12 .....	1	1		
·30300	PIN, SPLIT, 3.0X30 .....	1	1		
·40000	RUBBER, CHANGE PEDAL .....	1	1		
·73100	SPRING A, BRAKE ROD .....	1	1		
·32001	JOINT B, BRAKE ARM .....	1	1		
·42000	NUT B, BRAKE ROD ADJUSTING ..	1	1		
·53000	PIN C, JOINT .....	1	1		
·06020-07	BOLT, FLANGE, 6X20 .....	1	1		
·08035-00	BOLT, FLANGE, 8X35 .....	1	1		
·08000	BALL, STEEL, #8 (1/4) .....	1	1		



Ref. No.	L.O.N.	(Relative ref. Number) Description	F.R.T.
1	4101C4	BRACKET, STEP :RIGHT .....	0.2
	4101N7	BRACKET, STEP :BOTH .....	0.2
2	4101C3	BRACKET, STEP :LEFT .....	0.2
3	4101D3	RUBBER, STEP :LEFT .....	0.1
	4101D4	RUBBER, STEP :RIGHT .....	0.1
	4101L8	RUBBER, STEP :BOTH .....	0.2
4	4101C7	BAR, PILLION STEP :LEFT .....	0.1
	4101C8	BAR, PILLION STEP :RIGHT .....	0.1
		.NOTE: Same time for two units	
6	4101C9	BRACKET, PILLION STEP :LEFT ..	0.1
	4101D0	BRACKET, PILLION STEP :RIGHT ..	0.1
	4101K4	BRACKET, PILLION STEP :BOTH ..	0.2
7	4101W5	GUARD, PILLION STEP .....	0.4

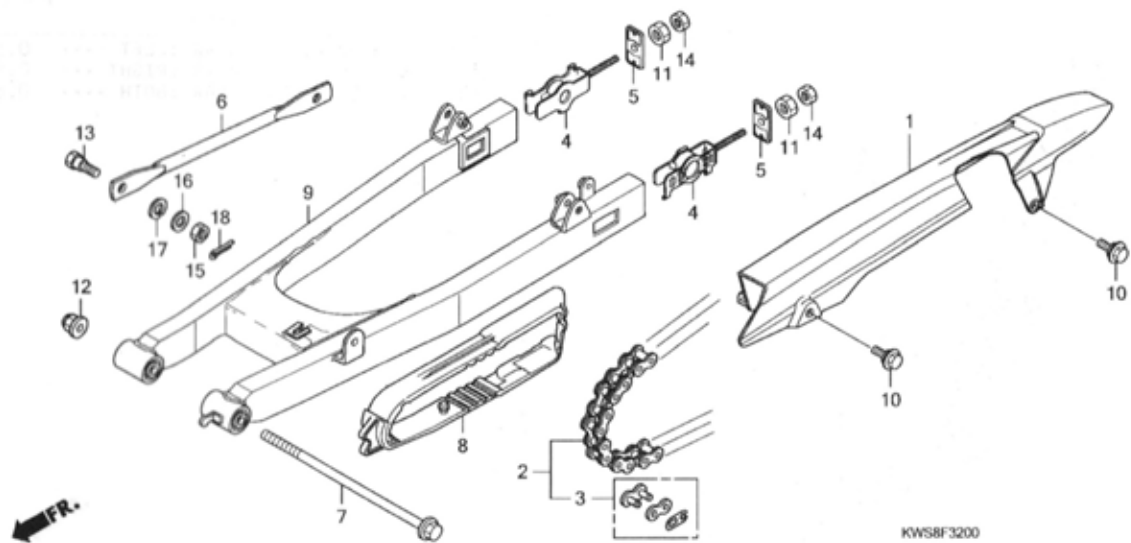
Ref. No.	Part No.	Description	Reqd. QTY		Serial No.	Parts catalogue code
			CBF110	A MA		
1	50610-KWS-900	BRACKET COMP., R. STEP .....	1	1		
2	50620-KWS-900	BRACKET COMP., L. STEP .....	1	1		
3	50661-KWS-900	RUBBER, STEP .....	2	2		
4	50711-KWS-900	STEP, RUBBER PILLION .....	2	2		
5	50712-405-000	WASHER, PILLION STEP .....	2	2		
6	50715-405-000	BAR, PILLION STEP .....	2	2		
7	51103-KWS-900	GUARD, SARI .....	(1)	(1)		
8	90155-KVT-910	BOLT, FLANGE, 8X35 .....	1	1		
9	94101-06000	WASHER, PLAIN, 6MM .....	2	2		
10	94201-16120	PIN, SPLIT, 1.6X12 .....	2	2		
11	95015-81000	PIN A, PILLION STEP .....	2	2		
12	95701-08012-08	BOLT, FLANGE, 8X12 .....	(2)	(2)		
13	95701-08016-07	BOLT, FLANGE, 8X16 .....	2	2		
14	95701-08020-07	BOLT, FLANGE, 8X20 .....	1	1		
15	95701-08035-00	BOLT, FLANGE, 8X35 .....	(1)	(1)		



KWSBF3100

Ref. No.	L.O.N.	(Relative ref. Number) Description	F.R.T.
1	410175	STAND, MAIN .....	0.4
3	410180	BAR, SIDE STAND .....	0.2
9	410176	SPRING, MAIN STAND .....	0.2
10	410182	SPRING, SIDE STAND .....	0.1

Ref. No.	Part No.	Description	Reqd. QTY		Serial No.	Parts catalogue code
			CBF110 A	MA		
1	50500-KWS-900	STAND COMP., MAIN .....	1	1		
2	50526-KWS-900	SHAFT, MAIN STAND PIVOT .....	1	1		
3	50530-KWS-900	BAR COMP., SIDE STAND .....	1	1		
4	90107-GN1-010	SCREW, SIDE STAND PIVOT .....	1	1		
5	90304-KTE-911	NUT, FLANGE SPECIAL, 10MM (SIMMODS MARSHALL)	1	1		
6	90521-028-000	WASHER, 17X22 .....	1	1		
7	94201-30300	PIN, SPLIT, 3.0X30 .....	1	1		
8	95011-62000	RUBBER B, STAND STOPPER .....	1	1		
9	95014-71702	SPRING G, MAIN STAND .....	1	1		
10	95014-72102	SPRING A, SIDE STAND .....	1	1		



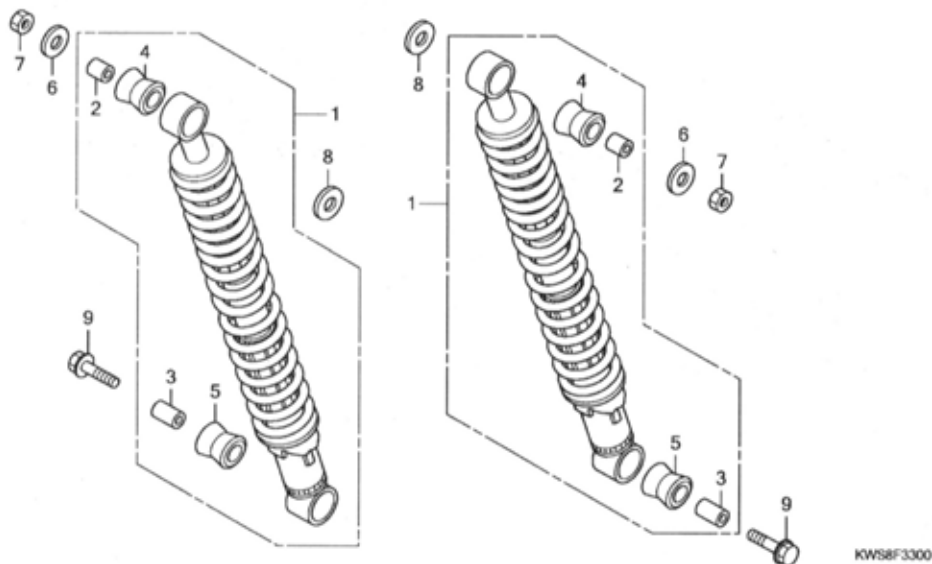
Ref. No.	L.O.N.	(Relative ref. Number) Description	F.R.T.
1	410195	CASE, DRIVE CHAIN .....	0.1
2	213165	CHAIN, DRIVE .....	0.2
6	7111H2	ARM, REAR BRAKE STOPPER .....	0.2
8	4101E5	SLIDER, CHAIN .....	0.2
9	5121B0	SWINGARM ASSEMBLY .....	0.8

Ref. No.	Part No.	Description	Reqd. QTY		Serial No.	Parts catalogue code
			CBF110 A	MA		
1	40510-KWS-900	CASE, DRIVE CHAIN .....	1	1		
2	40530-KWF-961	CHAIN, DRIVE (LGB R428HBS-118L)				
		(STANDARD LINK 118L)	1	1		
3	40531-KWF-961	JOINT, DRIVE CHAIN (LGB) ....	1	1		
4	40544-KWF-900	ADJUSTER COMP., R. CHAIN ....	2	2		
5	40546-KWF-900	CAP, SWINGARM END .....	2	2		
6	43431-KTE-910	ARM, RR. BRAKE STOPPER .....	1	1		
7	52101-KWS-900	BOLT, SWINGARM PIVOT .....	1	1		
8	52170-KWS-900	SLIDER, CHAIN .....	1	1		
9	52200-KWS-900	SWINGARM SUB ASSY., RR. ....	1	1		
10	90111-KWF-900	BOLT, FLANGE, 6MM .....	2	2		
11	90302-KBP-900	NUT, SPECIAL, 6MM .....	2	2		
12	90306-KST-942	NUT, FLANGE, 12MM (LEO FASTENERS)	1	1		
	90306-KTE-911	NUT, FLANGE SPECIAL, 12MM (SIMMONDS MARSHALL)	1	1		
13	92812-10000	BOLT A, STOPPER ARM .....	1	1		
14	94001-06000-OS	NUT, HEX., 6MM .....	2	2		
15	94001-08000-OS	NUT, HEX., 8MM .....	1	1		
16	94101-08000	WASHER, PLAIN, 8MM .....	1	1		
17	94111-10000	WASHER, SPRING, 10MM .....	1	1		
18	94201-20150	PIN, SPLIT, 2.0X15 .....	1	1		

F-33

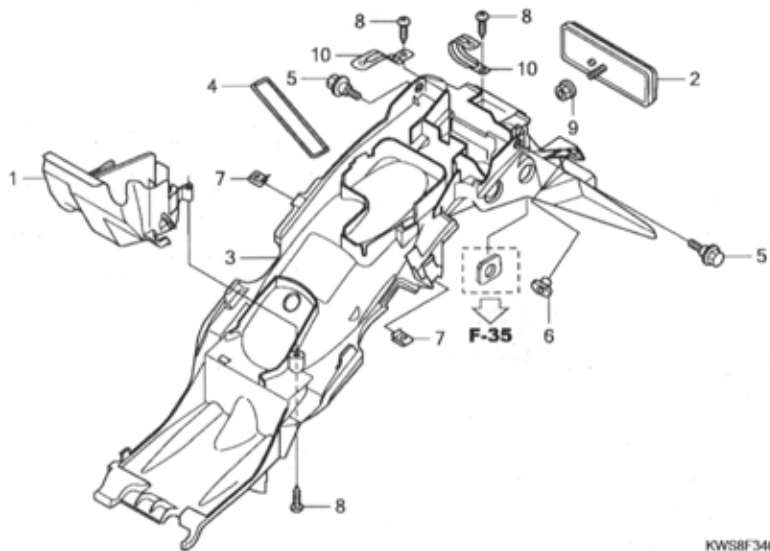
REAR CUSHION

G14



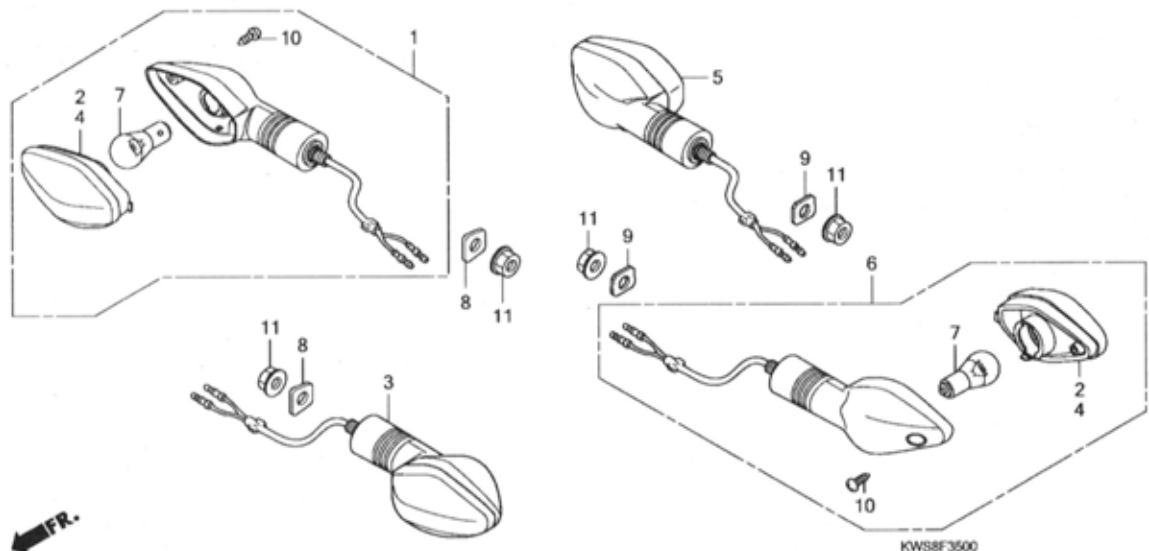
Ref. No.	L.O.N.	(Relative ref. Number) Description	F.R.T.
1	5121B6	CUSHION ASSY., REAR :LEFT	0.5
	5121B7	CUSHION ASSY., REAR :RIGHT	0.5
	5121B8	CUSHION ASSY., REAR :BOTH	0.6

Ref. No.	Part No.	Description	Reqd. QTY		Serial No.	Parts catalogue code
			CBF110 A	MA		
1	52400-KWS-901	CUSHION ASSY., RR. ....	2	2		
2	52486-KWS-901	COLLAR, RUBBER BUSH .....	2	2		
3	52487-KWS-901	COLLAR, RUBBER BUSH .....	2	2		
4	52489-KWS-901	BUSH, RUBBER .....	2	2		
5	52495-KWS-901	BUSH, RUBBER .....	2	2		
6	90551-KTE-910	WASHER, SPECIAL, 10MM .....	2	2		
7	94030-10000	NUT, HEX., 10MM .....	2	2		
8	94101-12000	WASHER, PLAIN, 12MM .....	2	2		
9	95801-10035-00	BOLT, FLANGE, 10X35 .....	2	2		



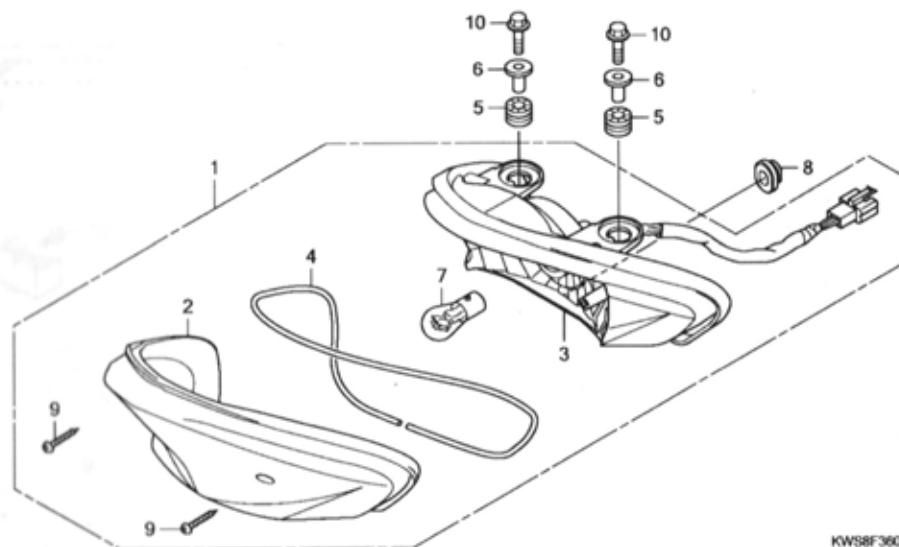
Ref. No.	L.O.N.	(Relative ref. Number) Description	F.R.T.
3	413102	FENDER, REAR .....	0.8

Ref. No.	Part No.	Description	Reqd. QTY		Serial No.	Parts catalogue code
			CBF110 A	MA		
1	17234-KWS-900	COVER, DUCT .....	1	1		
2	33741-KPL-901	REFLECTOR, REFLEX .....	1	1		
3	80100-KWS-900ZA	FENDER SET, RR. *TYPE1*(WL) .	1	1		
4	83606-KWS-900	BAND, TOOL .....	1	1		
5	90111-162-000	BOLT, FLANGE, 6MM .....	2	2		
6	90311-KTE-910	NUT, RR. FENDER .....	2	2		
7	90344-KTE-910	NUT, CLIP, 4MM .....	2	2		
8	93903-24320	SCREW, TAPPING, 4X12 .....	3	3		
9	94050-05000	NUT, FLANGE, 5MM .....	1	1		
10	94591-46000	CLIP, WIRE .....	2	2		



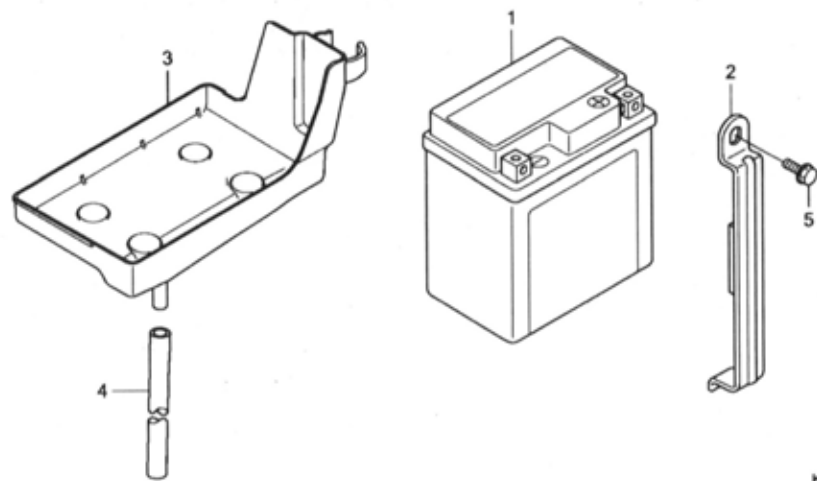
Ref. No.	L.O.N.	(Relative ref. Number) Description	F.R.T.
1	6161C4	WINKER :RIGHT FRONT .....	0.2
	6161C5	WINKER :BOTH FRONT .....	0.3
3	6161C3	WINKER :LEFT FRONT .....	0.2
5	6161C7	WINKER :RIGHT REAR .....	0.3
	6161C8	WINKER :BOTH REAR .....	0.4
6	6161C6	WINKER :LEFT REAR .....	0.3
7	616133	BULB, WINKER :FRONT .....	0.1
		.NOTE: Same time for two units	
	616139	BULB, WINKER :REAR .....	0.1
		.NOTE: Same time for two units	
	6161G0	BULB, WINKER :FOR 1 VEHICLE ..	0.2

Ref. No.	Part No.	Description	Reqd. QTY		Serial No.	Parts catalogue code
			CBF110 A	MA		
1	33400-KWS-901,	WINKER ASSY., R. FR. (12V 10W)	1	1		
2	33403-KWS-901	LENS COMP., R. ....	2	2		
		(R. FR./L. RR.)				
3	33450-KWS-901	WINKER ASSY., L. FR. (12V 10W)	1	1		
4	33453-KWS-901	LENS COMP., L. ....	2	2		
		(L. FR./R. RR.)				
5	33600-KWS-901	WINKER ASSY., R. RR. (12V 10W)	1	1		
6	33650-KWS-901	WINKER ASSY., L. RR. (12V 10W)	1	1		
7	34930-KWA-930	BULB AMBER (12V 10W) .....	4	4		
8	61315-KWS-900	STAY, FR. WINKER .....	2	2		
9	80103-KWS-900	STAY, RR. WINKER .....	2	2		
10	93901-34380	SCREW, TAPPING, 4X12 .....	4	4		
11	94050-10000	NUT, FLANGE, 10MM .....	4	4		



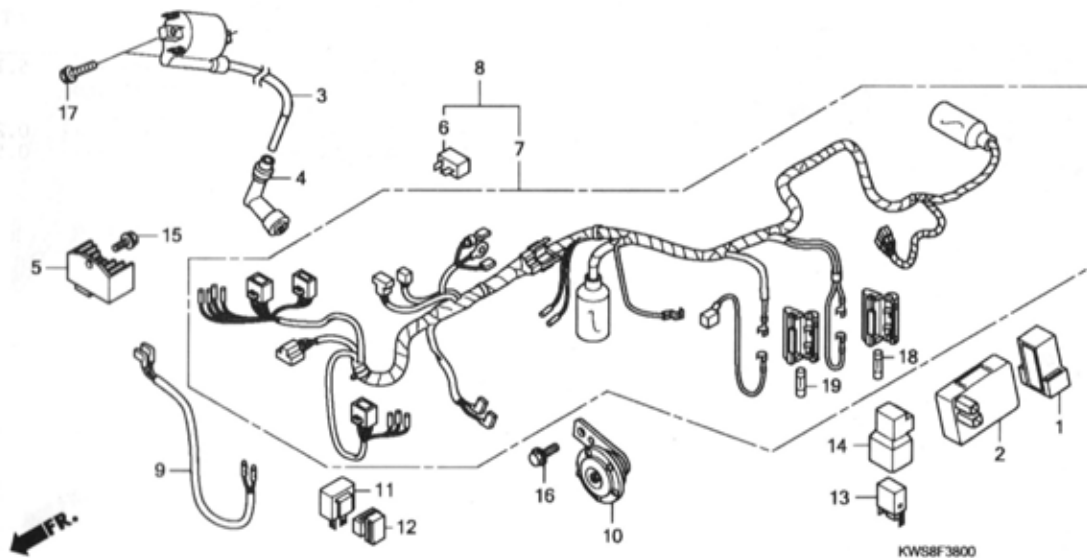
Ref. No.	L.O.N.	(Relative ref. Number) Description	F.R.T.
1	6161H2	TAILLIGHT ASSEMBLY .....	0.7
3	6161E2	BASE, TAILLIGHT .....	0.7
7	6161G1	BULB, TAILLIGHT .....	0.4

Ref. No.	Part No.	Description	Reqd. QTY		Serial No.	Parts catalogue code
			CBF110 A	MA		
1	33701-KWS-901	TAILLIGHT UNIT (12V 21/5W) ..	1	1		
2	33703-KWS-901	LENS COMP., TAILLIGHT .....	1	1		
3	33704-KWS-901	BASE COMP., TAILLIGHT .....	1	1		
4	33705-KWS-901	PACKING, LENS .....	1	1		
5	33705-KW7-900	RUBBER A, TAILLIGHT MOUNTING	2	2		
6	33706-KAN-960	COLLAR, TAILLIGHT MOUNTING ..	2	2		
7	34907-KVN-901	BULB, TAIL & STOP LIGHT (12V 21/5W)	1	1		
8	83551-KWS-900	GROMMET, TAILLIGHT .....	1	1		
9	93901-24580	SCREW, TAPPING, 4X20 .....	2	2		
10	95701-06022-00	BOLT, FLANGE, 6X22 .....	2	2		



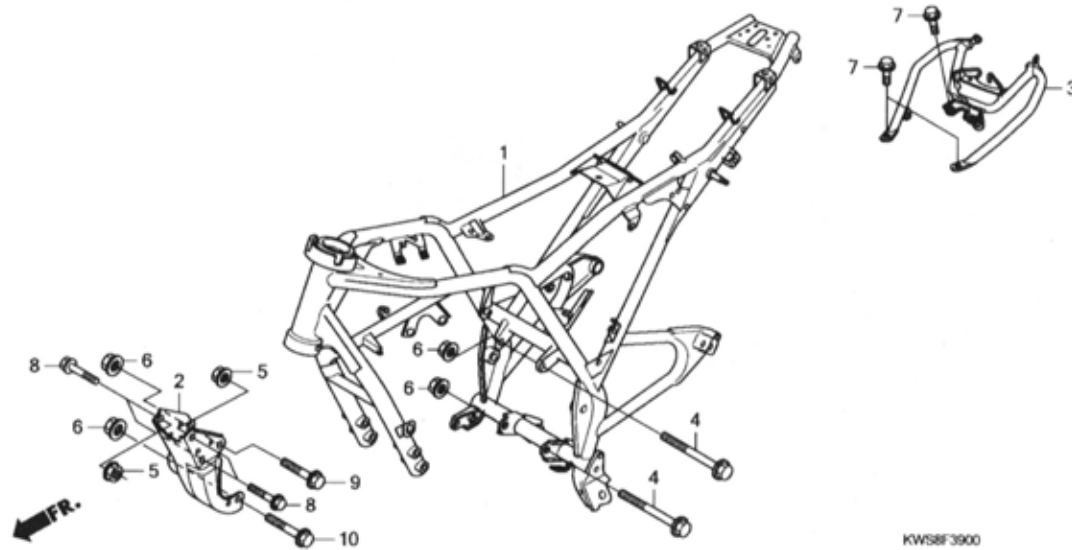
Ref. No.	L.O.N.	(Relative ref. Number) Description	F.R.T.
1	610100	BATTERY .....	0.2
3	410185	BOX, BATTERY .....	0.2

Ref. No.	Part No.	Description	Reqd. QTY		Serial No.	Parts catalogue code
			CBF110 A	MA		
1	31500-KWS-901	BATTERY ASSY. (ETZ3) (FURUKAWA)	1	-		
	31500-KVT-941	BATTERY ASSY. (ETZ4) (EXIDE)	-	1		
2	50381-KWS-900	BAND COMP., BATTERY .....	1	1		
3	50385-KWS-900	TRAY, BATTERY .....	1	1		
4	95005-50450-30	TUBE, 5X450 (95005-50001-30M)	1	1		
5	95701-06016-08	BOLT, FLANGE, 6X16 .....	1	1		



Ref. No.	L.O.N.	(Relative ref. Number) Description	F.R.T.
2	6141A1	IGNITION CONTROL MODULE .....	0.5
3	614105	COIL, IGNITION .....	0.3
5	6131B2	RECTIFIER, REGULATE .....	0.6
7		(8)	
		611100 HARNESS, WIRE .....	1.0
10	616169	HORN .....	0.2
11	6111C3	RELAY, WINKER .....	0.3
13	6111C5	RELAY, STARTER .....	0.5

Ref. No.	Part No.	Description	Reqd. QTY		Serial No.	Parts catalogue code
			CBF110	A MA		
1	30401-KWS-900	CUSHION, C.D.I. UNIT .....	1	1		
2	30410-KWS-901	C.D.I. UNIT .....	1	1		
3	30500-KWS-901	COIL ASSY., IGNITION .....	1	1		
4	30700-KWS-901	CAP ASSY., NOISE SUPPRESSOR -	1	1		
5	31600-KWS-901	RECTIFIER COMP., REGULATE ...	1	1		
6	31700-124-008	RECTIFIER ASSY., SILICON (SHINDENGEN)	-	1		
7	32100-KWS-900	HARNESS, WIRE .....	1	-		
8	32100-KWS-910	HARNESS, WIRE .....	-	1		
9	32102-KWS-920	SUB CORD .....	-	1	----- 21D,41D	
10	38110-KWS-901	HORN COMP. (HIGH) .....	1	1		
11	38301-KWS-901	RELAY COMP., WINKER .....	1	1		
12	38306-GE7-000	SUSPENSION, WINKER RELAY ...	1	1		
13	38501-KPL-901	RELAY COMP., STARTER .....	-	1		
14	38506-KPL-900	SUSPENSION, STARTER RELAY ...	-	1		
15	95701-06012-00	BOLT, FLANGE, 6X12 .....	1	1		
16	95701-06016-08	BOLT, FLANGE, 6X16 .....	1	1		
17	96001-06020-00	BOLT, FLANGE, 6X20 .....	2	2		
18	98200-11000	FUSE A (10A) .....	2	2		
19	98200-11500	FUSE (15A) .....	2	2		



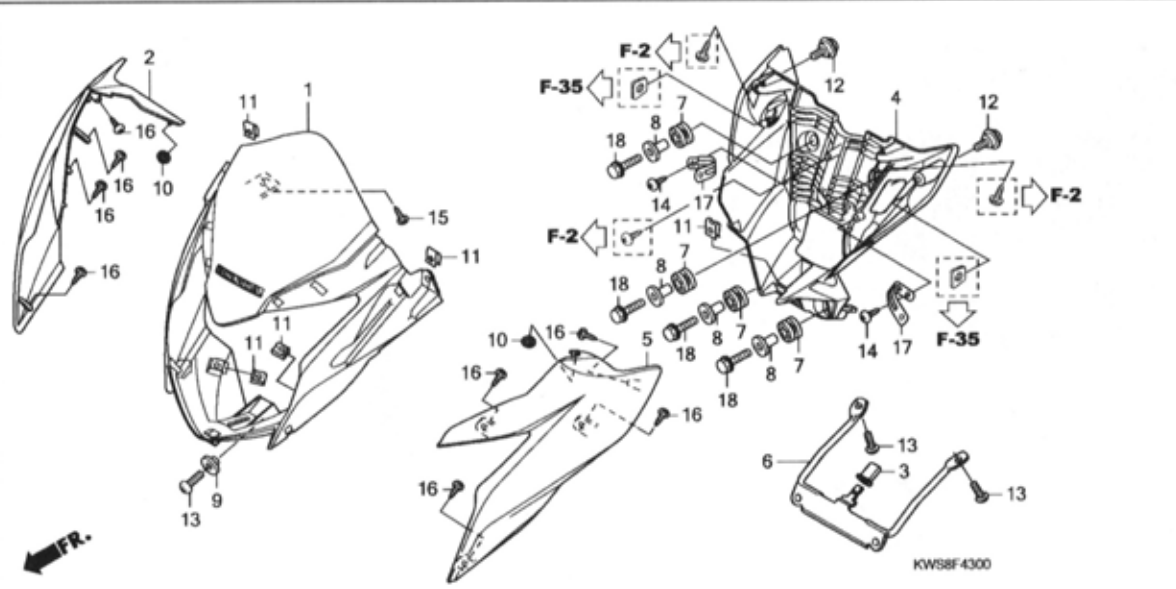
Ref. No.	L.O.N.	(Relative ref. Number) Description	F.R.T.
1	410100	BODY, FRAME ..... .INCLUDES: Engine removal and installation	5.7
2	4101N0	PLATE, FRONT ENGINE HANGER ...	0.2
3	4101A5	FRAME :REAR .....	0.5

Ref. No.	Part No.	Description	Reqd. QTY		Serial No.	Parts catalogue code
			CBF110 A	MA		
1	50100-KWS-900	BODY COMP., FRAME .....	1	1		
2	50351-KWS-900	PLATE, FR. ENGINE HANGER ....	1	-		
	50351-KWS-910	.....	-	1		
3	50400-KWS-900	GRIP, RR. ....	1	1		
4	90019-399-010	BOLT, FLANGE, 10X110 .....	2	2		
5	94050-08000	NUT, FLANGE, 8MM .....	2	2		
6	94050-10000	NUT, FLANGE, 10MM .....	4	4		
7	95701-08016-08	BOLT, FLANGE, 8X16 .....	4	4		
8	95801-08060-00	BOLT, FLANGE, 8X60 .....	4	4		
9	95801-10085-00	BOLT, FLANGE, 10X85 .....	1	1		
10	95801-10095-00	BOLT, FLANGE, 10X95 .....	1	1		

F-43

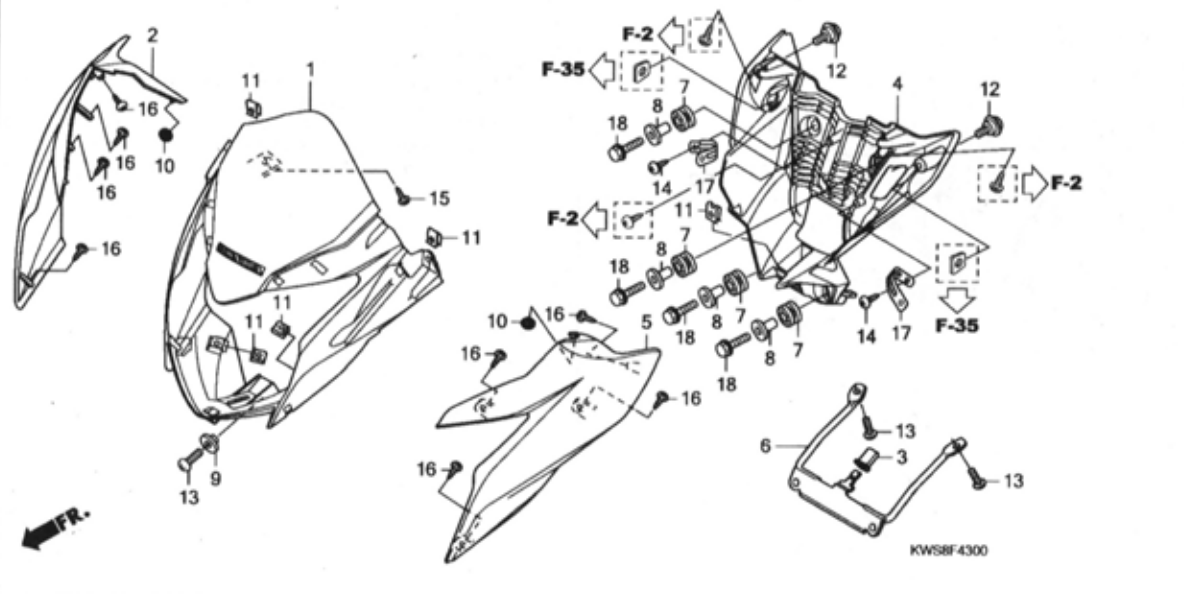
FRONT VISOR

H 5

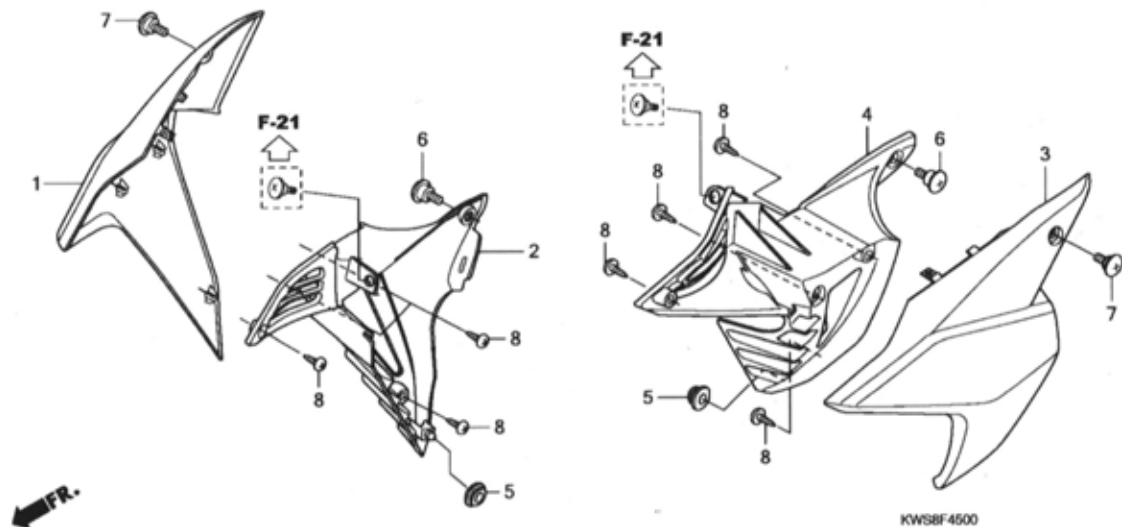


Ref. No.	L.O.N.	(Relative ref. Number) Description	F.R.T.
1	4111L3	COWL, FRONT CENTER .....	0.3
2	4131D4	COVER, HEADLIGHT :RIGHT .....	0.3
.NOTE: Same time for two units			
4	413135	COVER, HEADLIGHT .....	0.4
5	4131D3	COVER, HEADLIGHT :LEFT .....	0.3
.NOTE: Same time for two units			

Ref. No.	Part No.	Description	Reqd. QTY		Serial No.	Parts catalogue code
			CBF110	A MA		
1	61300-KWS-900ZA	VISOR SET, FR. *TYPE1*(WL) ..	1	1		
2	61302-KWS-900ZA	GARNISH, R.				
		*NH1*.....BLACK	1	1	-----	31D,41D
		*R344*.....RISING RED	1	1	-----	31D,41D
		*B202P*.....PEARL FIJI BLUE	1	1	-----	ID,21D
		*GY142C*.....CANDY PALM GREEN	1	1	-----	ID,21D
		*NH84P*PEARL NIGHTSTAR BLACK	1	1	-----	ID,21D
		*R320P*.....PEARL SIENA RED	1	1	-----	ID,21D
		*Y210M*				
		ELECTRIC YELLOW METALLIC	1	1	-----	ID,21D
3	61304-KWS-900	RUBBER, NUMBER PLATE STAY ...	1	1		
4	61312-KWS-900	COVER, HEADLIGHT RR. ....	1	1		
5	61402-KWS-900ZA	GARNISH, L.				
		*NH1*.....BLACK	1	1	-----	31D,41D
		*R344*.....RISING RED	1	1	-----	31D,41D
		*B202P*.....PEARL FIJI BLUE	1	1	-----	ID,21D
		*GY142C*.....CANDY PALM GREEN	1	1	-----	ID,21D
		*NH84P*PEARL NIGHTSTAR BLACK	1	1	-----	ID,21D
		*R320P*.....PEARL SIENA RED	1	1	-----	ID,21D
		*Y210M*				
		ELECTRIC YELLOW METALLIC	1	1	-----	ID,21D
6	64315-KWS-900	STAY, FR. NUMBER PLATE .....	1	1		
7	64615-KR1-860	RUBBER, LOWER COWL MOUNTING ..	4	4		
8	90310-KWS-900	COLLAR, FR. COWL .....	4	4		
9	90311-KWS-900	COLLAR, FR. VISOR .....	1	1		
10	90313-172-000	NUT, SPEED, 4MM .....	2	2		
11	90320-GC3-000	NUT, SPRING, 5MM .....	5	5		

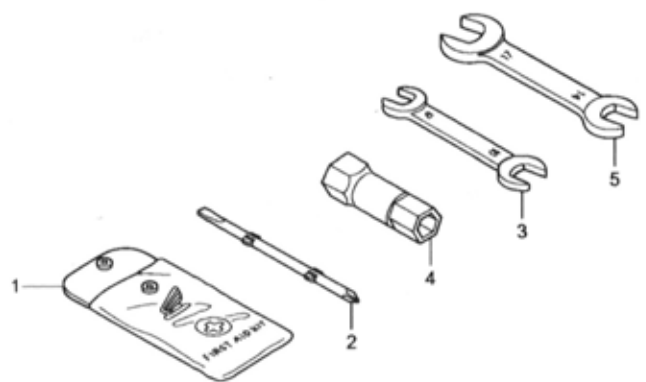


Ref. No.	Part No.	Description	Reqd. QTY		Serial No.	Parts catalogue code
			CBF110 A	MA		
12	91509-GE2-760	SCREW, PAN, 5X11.5 .....	2	2		
13	93500-05012-0G	SCREW, PAN, 5X12 .....	3	3		
14	93901-24220	SCREW, TAPPING, 4X10 .....	2	2		
15	93903-25220	SCREW, TAPPING, 5X12 .....	1	1		
16	93903-34220	SCREW, TAPPING, 4X10 .....	8	8		
17	94591-46000	CLIP, WIRE .....	2	2		
18	96001-06022-00	BOLT, FLANGE, 6X22 .....	4	4		



Ref. No.	L.O.N.	(Relative ref. Number) Description	F.R.T.
1	4111L5	COWL, FRONT :RIGHT	0.2
	4111L6	COWL, FRONT :BOTH	0.3
2	4111D9	COWL, INNER :RIGHT	0.2
	4111E0	COWL, INNER :BOTH	0.3
3	4111L4	COWL, FRONT :LEFT	0.2
4	4111D8	COWL, INNER :LEFT	0.2

Ref. No.	Part No.	Description	Reqd. QTY		Serial No.	Parts catalogue code
			CBF110 A	MA		
1	50200-KWS-930ZC	COWL SET, R. SIDE *TYPE1*(WL)	1	1	----- 3ID,4ID	
	50200-KWS-930ZD	COWL SET, R. SIDE *TYPE2*(WL)	1	1	----- 3ID,4ID	
	50260-KWS-900ZC	COWL, R. SIDE				
		*B202P*.....PEARL FIJI BLUE	1	1	----- ID,2ID	
	50260-KWS-900ZE	*NHA84P*PEARL NIGHTSTAR BLACK	1	1	----- ID,2ID	
	50260-KWS-900ZF	*R320P*.....PEARL SIENA RED	1	1	----- ID,2ID	
	50260-KWS-900ZH	*GY142C*.....CANDY PALM GREEN	1	1	----- ID,2ID	
	50260-KWS-900ZK	*Y210M* ELECTRIC YELLOW METALLIC	1	1	----- ID,2ID	
2	50265-KWS-900	COWL, R. SIDE INNER	1	1		
3	50270-KWS-900ZA	COWL, L. SIDE				
		*B202P*.....PEARL FIJI BLUE	1	1	----- ID,2ID	
	50270-KWS-900ZC	*NHA84P*PEARL NIGHTSTAR BLACK	1	1	----- ID,2ID	
	50270-KWS-900ZD	*R320P*.....PEARL SIENA RED	1	1	----- ID,2ID	
	50270-KWS-900ZH	*GY142C*.....CANDY PALM GREEN	1	1	----- ID,2ID	
	50270-KWS-900ZK	*Y210M* ELECTRIC YELLOW METALLIC	1	1	----- ID,2ID	
	50300-KWS-930ZC	COWL SET, L. SIDE *TYPE1*(WL)	1	1	----- 3ID,4ID	
	50300-KWS-930ZD	COWL SET, L. SIDE *TYPE2 1*(WL)	1	1	----- 3ID,4ID	
4	50275-KWS-900	COWL, L. SIDE INNER	1	1		
5	83551-300-000	GROMMET, AIR CLEANER CASE	2	2		
6	90102-KWS-900	BOLT, FAIRING SETTING	2	2		
7	90103-KWS-900	BOLT, COWL SETTING	2	2		
8	93903-34320	SCREW, TAPPING, 4X12	8	8		

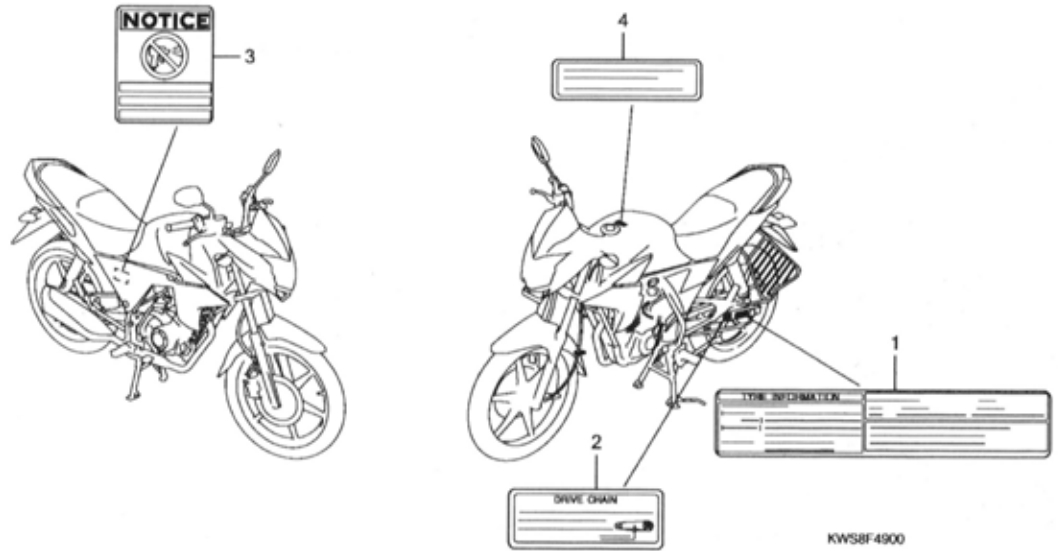


KWS8F4800

Ref. No. L.O.N. (Relative ref. Number) Description F.R.T.

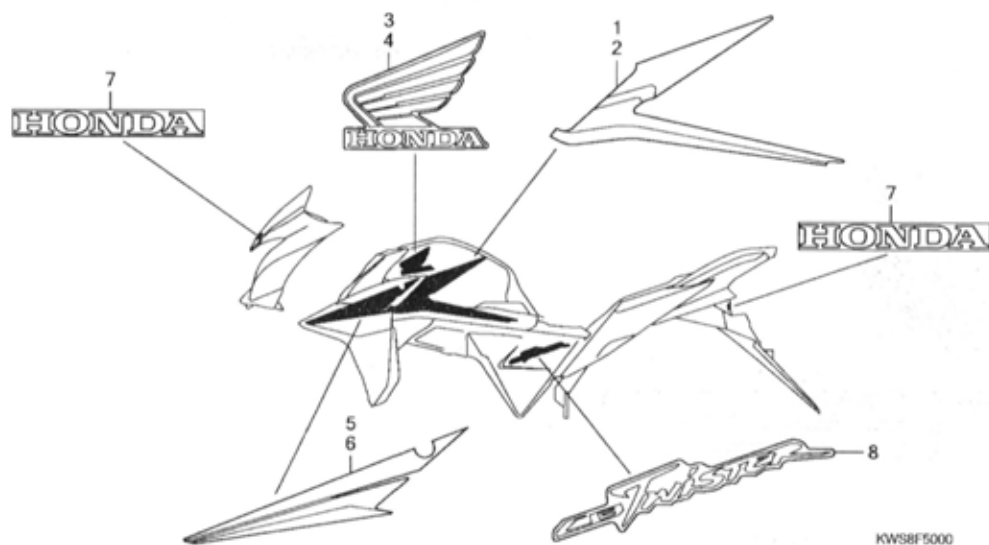
NO INFORMATION .....

Ref. No.	Part No.	Description	Reqd. QTY		Serial No.	Parts catalogue code
			CBF110	A MA		
1	84510-KWP-900	AID KIT, FIRST .....	1	1		
2	89102-KTE-910	DRIVER, SCREW (NO.2 + -) .....	1	1		
3	89211-KWS-900	SPANNER, 8X10 .....	1	1		
4	89216-KTE-910	WRENCH, SPARK PLUG .....	1	1		
5	89233-KSP-900	SPANNER, 14X17 .....	1	1		



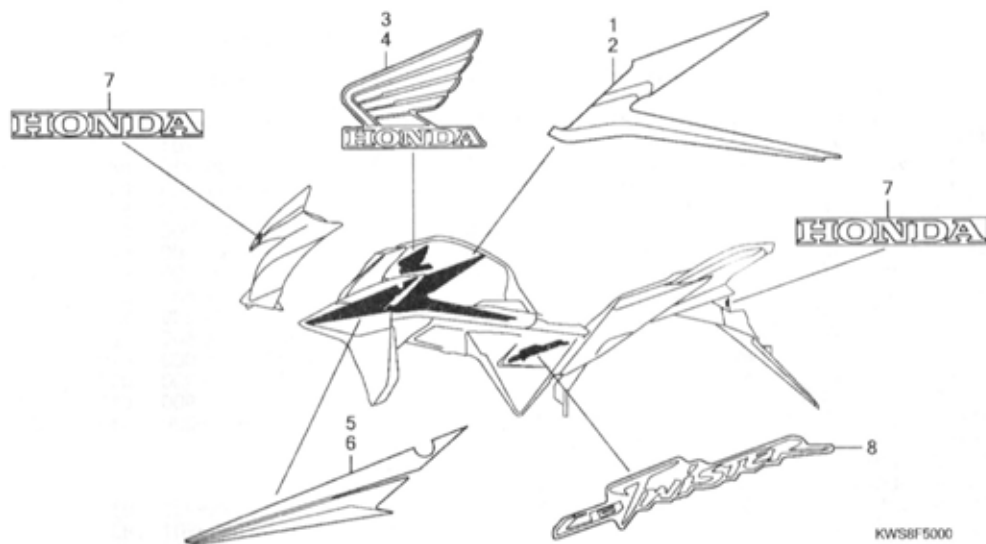
Ref. No.	L.O.N.	(Relative ref. Number) Description	F.R.T.
NO INFORMATION .....			

Ref. No.	Part No.	Description	Reqd. QTY		Serial No.	Parts catalogue code
			CBF110 A	MA		
1	87505-KWS-900	LABEL, TIRE .....	1	1		
2	87507-MCW-D20	LABEL, DRIVE CHAIN .....	1	1		
3	87509-KWP-900	LABEL, AIR CLEANER ELEMENT NOTICE	1	1		
4	87560-MZO-670	LABEL, DRIVE .....	1	1		



Ref. No.	L.O.N.	(Relative ref. Number) Description	F.R.T.
NO INFORMATION .....			

Ref. No.	Part No.	Description	Reqd. QTY		Serial No.	Parts catalogue code
			CBF110 A	MA		
1	17507-KWS-930ZA	STRIPE, R. FUEL TANK *TYPE1*	1	1	----- 31D,41D	
	17507-KWS-930ZB	STRIPE, R. FUEL TANK *TYPE2*	1	1	----- 31D,41D	
2	17508-KWS-930ZA	STRIPE, L. FUEL TANK *TYPE1*	1	1	----- 31D,41D	
	17508-KWS-930ZB	STRIPE, L. FUEL TANK *TYPE2*	1	1	----- 31D,41D	
3	17531-KWS-900ZA	MARK, R. FUEL TANK WING *TYPE1*	1	1	----- ID,21D	
	17531-KWS-900ZB	MARK, R. FUEL TANK WING *TYPE2*	1	1	----- ID,21D	
	17531-KWS-900ZC	MARK, R. FUEL TANK WING *TYPE3*	1	1	----- ID,21D	
	17531-KWS-900ZD	MARK, R. FUEL TANK WING *TYPE4*	1	1	----- 31D,41D	
	17531-KWS-900ZE	MARK, R. FUEL TANK WING *TYPE5*	1	1	----- 31D,41D	
4	17532-KWS-900ZA	MARK, L. FUEL TANK WING *TYPE1*	1	1	----- ID,21D	
	17532-KWS-900ZB	MARK, L. FUEL TANK WING *TYPE2*	1	1	----- ID,21D	
	17532-KWS-900ZC	MARK, L. FUEL TANK WING *TYPE3*	1	1	----- ID,21D	
	17532-KWS-900ZD	MARK, L. FUEL TANK WING *TYPE4*	1	1	----- 31D,41D	
	17532-KWS-900ZE	MARK, L. FUEL TANK WING *TYPE5*	1	1	----- 31D,41D	
5	50201-KWS-930ZA	STRIPE, R. SIDE COWL *TYPE1*	1	1	----- 31D,41D	
	50201-KWS-930ZB	STRIPE, R. SIDE COWL *TYPE2*	1	1	----- 31D,41D	
6	50301-KWS-930ZA	STRIPE, L. SIDE COWL *TYPE1*	1	1	----- 31D,41D	
	50301-KWS-930ZB	STRIPE, L. SIDE COWL *TYPE2*	1	1	----- 31D,41D	



Ref. No.	Part No.	Description	Reqd. QTY		Serial No.	Parts catalogue code
			CBF110 A	MA		
7	61308-KWS-900ZA	MARK, HONDA *TYPE1*	2	2		
8	83610-KWS-900ZA	MARK, SIDE COVER *TYPE1*	2	2		

# PART NO. INDEX


Part Number	Address	Page	Ref.	Part Number	Address	Page	Ref.	Part Number	Address	Page	Ref.	Part Number	Address	Page	Ref.
06000				14401-KWS-901	D4	31	2	16959-HB3-005	G2	64	6	18293-KPK-900	G9	71	2
06410-KWS-900	F16	62	1	14430-KWP-900	D3	30	3					18300-KWS-900	G9	71	3
06430-KRP-980	F11	57	1	14451-KWS-900	D3	30	4	17000				18313-KWS-900	G9	71	4
06430-KST-940	F15	61	1	14500-KWS-900	D4	31	3					18345-MBT-610	G9	71	5
06430-KST-950	F15	61	1	14502-086-000	D4	31	4	17110-KWS-900	D2	29	7	18421-438-670	G9	71	6
06430-KTN-700	F11	57	1	14531-KWS-900	D4	31	5	17112-KWS-901	D2	29	8	18442-KRC-900	G9	71	7
06451-KCC-841	F10	56	1	14532-KWS-900	D4	31	6	17211-KWS-900	G7	69	1	18600-KWS-901	G8	70	3
06455-KCC-842	F10	56	2	14541-GB4-681	D4	31	7	17214-KWS-900	G7	69	2	18601-KWS-900	G8	70	4
06531-KW6-840	F7	53	1	14550-KWS-900	D4	31	8	17215-KWS-900	G7	69	3	18602-KWS-900	G8	70	5
				14566-086-030	D4	31	9	17219-KWS-900	G7	69	4	18640-KWS-900	G8	70	6
				14610-KWB-600	D4	31	10	17225-KWS-900	G7	69	5	18645-KPH-000	G8	70	7
11000				14615-KFL-850	D4	31	11	17227-KWS-900	G7	69	6	18655-KWS-900	G8	70	8
11100-KWS-900	D13	40	1	14670-KWS-900	D4	31	12	17234-KCC-941	G7	69	7				
11200-KWS-900	D13	40	2	14711-KWB-600	D3	30	5	17234-KWS-900	G15	77	1	22000			
11200-KWS-910	D13	40	2	14721-KVY-900	D3	30	6	17235-KWS-900	G7	69	8	22100-KWS-901	D7	34	1
11218-KWS-900	D13	40	3	14751-KWB-600	D3	30	7	17245-KWS-900	G7	69	9	22115-KWS-900	D7	34	2
11330-KWS-900	D6	33	1	14771-KPL-900	D3	30	8	17253-KWS-900	G7	69	10	22120-KWS-901	D7	34	3
11341-KWS-900	D9	36	1	14775-KWP-900	D3	30	9	17316-611-000	G8	70	2	22201-KWS-901	D7	34	4
11344-MBO-000	G8	70	1	14781-MA6-000	D3	30	10	17371-KWS-900	G7	69	11	22204-KWS-901	D7	34	5
11360-KWS-900	D9	36	2					17500-KWS-900ZH	G2	64	7	22321-KWB-601	D7	34	6
11394-KWS-901	D6	33	2	15000				17500-KWS-900ZJ	G2	64	7	22355-KWS-901	D7	34	7
11395-KWS-900	D9	36	3	15100-KWS-900	D12	39	2	17500-KWS-900ZK	G2	64	7	22361-KFM-900	D7	34	8
				15119-KWS-901	D12	39	3	17500-KWS-900ZL	G2	64	7	22401-KWS-901	D7	34	9
12000				15133-KWS-900	D12	39	4	17500-KWS-900ZM	G2	64	7	22810-KWS-900	D6	33	4
12100-KWS-900	D5	32	1	15331-324-000	D12	39	5	17500-KWS-930ZF	G2	64	7	22815-166-000	D6	33	5
12191-KWS-900	D5	32	2	15332-324-000	D12	39	6	17500-KWS-930ZG	G2	64	7	22821-KWS-900	D6	33	6
12200-KWS-900	D2	29	1	15421-KSP-910	D12	39	7	17507-KWS-930ZA	H10	88	1	22847-KCC-900	D7	34	10
12204-KWP-000	D2	29	2	15431-KWS-900	D12	39	8	17507-KWS-930ZB	H10	88	2	22870-KWS-900	F3	49	3
12206-KPL-900	D2	29	3	15439-KWS-901	D12	39	9	17508-KWS-930ZA	H10	88	2				
12209-GB4-682	D3	30	1	15441-KWS-900	D12	39	10	17508-KWS-930ZB	H10	88	2	23000			
12212-KWS-900	D2	29	4	15651-KWS-900	D6	33	3	17520-KWS-900ZA	G2	64	8	31110-KWS-901	D10	37	1
12251-KWS-901	D2	29	5					17520-KWS-900ZC	G2	64	8	31110-KWS-911	D10	37	1
12310-KWS-900	D1	28	1	16000				17520-KWS-900ZD	G2	64	8	31120-KWS-901	D10	37	2
12391-KWS-900	D1	28	2	16010-KWS-901	E3	46	1	17520-KWS-900ZE	G2	64	8	31204-KG8-004	D11	38	1
12396-KRM-840	D12	39	1	16012-KWS-901	E3	46	2	17520-KWS-900ZF	G2	64	8	31206-GW3-004	D11	38	2
				16013-KRB-901	E3	46	3	17520-KWS-900ZH	G2	64	8	31210-KWS-911	D11	38	3
13000				16014-KWS-901	E3	46	4	17520-KWS-900ZJ	G2	64	8	31250-KWS-900	D9	36	4
13000-KWS-900	D14	41	1	16015-KWS-901	E3	46	5	17520-KWS-900ZK	G2	64	8	31500-KVT-941	H2	80	1
13011-KWS-900	D14	41	2	16016-KPH-901	E3	46	6	17521-KWS-900	G2	64	9	31500-KWS-901	H2	80	1
13012-KWS-900	D14	41	2	16022-KWS-901	E3	46	7	17526-KWS-900	G2	64	10	31600-KWS-901	H3	81	5
13013-KWS-900	D14	41	2	16028-KWS-901	E3	46	8	17531-KWS-900ZA	H10	88	3	31700-124-008	H3	81	6
13014-KWS-900	D14	41	2	16037-KPH-901	E3	46	9	17531-KWS-900ZB	H10	88	3	31917-KPH-901	D2	29	9
13015-KWS-900	D14	41	2	16060-KWS-901	E3	46	10	17531-KWS-900ZC	H10	88	3				
13101-KWS-900	D14	41	3	16075-KTC-901	E3	46	11	17531-KWS-900ZD	H10	88	3	23000			
13102-KWS-900	D14	41	3	16076-KPL-901	E3	46	12	17531-KWS-900ZE	H10	88	3	23481-KWS-900	D15	42	10
13103-KWS-900	D14	41	3	16100-KWS-901	E3	46	13	17532-KWS-900ZA	H10	88	4	23801-GF6-000	D15	42	11
13104-KWS-900	D14	41	3	16118-KWS-901	E3	46	14	17532-KWS-900ZB	H10	88	4	23802-GN5-910	D15	42	12
13105-KWS-900	D14	41	3	16148-KPL-901	E3	46	15	17532-KWS-900ZC	H10	88	4	23911-KWS-900	D15	42	13
13111-KWS-900	D14	41	4	16155-KRS-861	E3	46	16	17532-KWS-900ZD	H10	88	4				
13115-KWS-900	D14	41	5	16163-KWS-901	E3	46	17	17532-KWS-900ZE	H10	88	4	24000			
13412-KWS-900	D14	41	6	16165-KWS-901	E3	46	18	17613-KWS-900	G3	65	11	24211-KWS-900	E1	44	1
				16173-001-004	G2	64	1	17614-KR3-000	G3	65	12	24212-KWS-900	E1	44	2
				16211-KTC-900	D2	29	6	17620-KWS-901	G3	65	13	24241-KPH-900	E1	44	3
14000				16950-KWS-901	G2	64	2	17681-KWS-900	G3	65	14	24301-KWS-900	E1	44	4
14100-KWS-900	D3	30	2	16952-KWS-901	G2	64	3	17910-KWS-901	F3	49	1	24410-KSP-860	E1	44	5
14321-KWS-900	D4	31	1	16953-GT4-305	G2	64	4	17950-KWS-900	F3	49	2	24430-KRM-B10	E1	44	6
				16955-KWS-900	G2	64	5					24436-KWS-900	E1	44	7
								18000				24610-KWS-900	E1	44	8
								18291-GE2-921	G9	71	1	24651-KSP-910	E1	44	9
												24652-KSP-910	E1	44	10
												28000			
												28111-KWS-910	D8	35	1
												28120-KPH-701	D8	35	2
												28131-KWS-910	D8	35	3
												28132-KWS-900	D8	35	4
												28211-KWS-900	E2	45	1
												28221-KWS-900	E2	45	2
												28251-KWS-900	E2	45	3
												28262-KWS-900	E2	45	4
												28265-KWB-600	E2	45	5
												28271-KWB-600	E2	45	6
												28281-KWB-600	E2	45	7
												28293-333-000	G10	72	2
												28300-KWS-900	G10	72	3
												28311-KWS-900	G10	72	4
												28333-KK0-000	G10	72	5
												30000			
												30401-KWS-900	H3	81	1
												30410-KWS-901	H3	81	2
												30500-KWS-901	H3	81	3
												30700-KWS-901	H3	81	4
												31000			
												31110-KWS-901	D10	37	1
												31110-KWS-911	D10	37	1
												31120-KWS-901	D10	37	2
												31204-KG8-004	D11	38	1







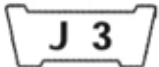
# PART NAME INDEX



Part name	Address	Page	Ref.	Part name	Address	Page	Ref.	Part name	Address	Page	Ref.	
[ A ]				BOLT, FLANGE, 10X110 .....	H4	82	4	BOLT, FLANGE, 8X35 .....	G11	73	15	
ADJUSTER COMP., R. CHAIN .....	G13	75	4	BOLT, FLANGE, 10X35 .....	G14	76	9	BOLT, FLANGE, 8X60 .....	H4	82	8	
AID KIT, FIRST .....	H8	86	1	BOLT, FLANGE, 10X55 .....	G9	71	13	BOLT, FR. FORK .....	F9	55	15	
ARM ASSY., KICK STARTER .....	G10	72	3	BOLT, FLANGE, 10X85 .....	H4	82	9	BOLT, HANDLE LEVER .....	F5	51	19	
ARM COMP., CAM CHAIN TENSIONER	D4	31	3	BOLT, FLANGE, 10X95 .....	H4	82	10	BOLT, HANDLE LEVER PIVOT .....	F4	50	25	
ARM COMP., IN. VALVE ROCKER ..	D3	30	3	BOLT, FLANGE, 6MM .....	G5	67	8				26	
ARM, FR. BRAKE .....	F11	57	9		G7	69	12	BOLT, HEX., 6X10 .....	D16	43	24	
ARM, RR. BRAKE .....	F15	61	7		G13	75	10	BOLT, HEX., 6X20 .....	E1	44	12	
ARM, RR. BRAKE STOPPER .....	G13	75	6	BOLT, FLANGE, 6X100 .....	D2	29	17	BOLT, KNOCK, 5MM .....	D4	31	14	
AXLE, FR. WHEEL .....	F13	59	2	BOLT, FLANGE, 6X12 .....	F5	51	24	BOLT, L. CRANKCASE COVER .....	D1	28	3	
	F14	60	2		G4	66	9	BOLT, OIL, 10X22 .....	F5	51	20	
AXLE, RR. WHEEL .....	F16	62	3		H3	81	15	BOLT, SEALING, 14MM .....	D4	31	13	
				BOLT, FLANGE, 6X14 .....	D4	31	22	BOLT, SOCKET, 6MM .....	D8	35	5	
					D12	39	17	BOLT, SOCKET, 8MM .....	F9	55	14	
[ B ]					D13	40	13	BOLT, SPECIAL FLANGE, 6X25 .....	D7	34	11	
BAG, SERVICE BOOK .....	G4	66	8	BOLT, FLANGE, 6X16 .....	D10	37	5	BOLT, STUD, 8X20 .....	F16	62	12	
BALL ASSY., STEEL, .....	F7	53	1		D13	40	12	BOLT, STUD, 8X28 .....	D2	29	11	
BALL, STEEL, .....	G10	72	23		G7	69	20	BOLT, SWINGARM PIVOT .....	G13	75	7	
BAND B1, WIRE .....	F3	49	4		G8	70	14	BOOT COMP. ....	F5	51	5	
BAND COMP., BATTERY .....	H2	80	2		H2	80	5	BOOT, B .....	F10	56	7	
BAND, AIR CLEANER CONNECTING					H3	81	16	BOOT, PIN BUSH .....	F10	56	6	
	TUBE	G7	69	19	BOLT, FLANGE, 6X20 .....	G8	70	15	BOX ASSY., SPEEDOMETER GEAR ..	F14	60	8
BAND, TOOL .....	G15	77	4		G10	72	21	BRACKET COMP., L. STEP .....	G11	73	2	
BAR COMP., SIDE STAND .....	G12	74	3		H3	81	17	BRACKET COMP., R. STEP .....	G11	73	1	
BAR, PILLION STEP .....	G11	73	6	BOLT, FLANGE, 6X22 .....	D10	37	6	BRACKET SUB ASSY., FR. CALIPER	F10	56	10	
BASE COMP., TAILLIGHT .....	H1	79	3		G3	65	25	BRACKET, L. HANDLE LEVER .....	F3	49	16	
BASE, L. RR. COWL .....	G5	67	5		H1	79	10				17	
BASE, R. RR. COWL .....	G5	67	4		H6	84	18	BRACKET, R. HANDLE LEVER .....	F3	49	15	
BATTERY ASSY. ....	H2	80	1	BOLT, FLANGE, 6X25 .....	D2	29	16	BRIDGE COMP., FORK TOP .....	F6	52	6	
BEARING, NEEDLE, 21X27X18 ....	D8	35	6		D4	31	20	BRUSH SET .....	D11	38	4	
BEARING, RADIAL BALL,					F4	50	32	BULB .....	G16	78	7	
6203(UU) (NSK) F16	62	15						BULB, HEADLIGHT .....	F1	47	4	
BEARING, RADIAL BALL, 6001 ...	D15	42	21		F5	51	17	BULB, TAIL & STOP LIGHT .....	H1	79	7	
BEARING, RADIAL BALL, 6200 ...	D7	34	15		G8	70	16	BULB, WEDGE BASE .....	F2	48	1	
BEARING, RADIAL BALL, 6201 ...	D15	42	20	BOLT, FLANGE, 6X28 .....	D2	29	10	BUSH, 15MM .....	D15	42	3	
BEARING, RADIAL BALL, 6203 ...	D16	43	22		F6	52	7	BUSH, RUBBER .....	G14	76	4	
BEARING, RADIAL BALL, 6203UU ..	F16	62	15	BOLT, FLANGE, 6X30 .....	D9	36	8				5	
BEARING, RADIAL BALL, 6301U ..	F13	59	8		F8	54	7	[ C ]				
	F14	60	14	BOLT, FLANGE, 6X32 .....	D11	38	9	CABLE COMP., CHOKE .....	F3	49	2	
	G1	63	16		F12	58	15	CABLE COMP., CLUTCH .....	F3	49	3	
BEARING, RADIAL BALL, 6301(U)	F13	59	8	BOLT, FLANGE, 6X35 .....	D6	33	12	CABLE COMP., FR. BRAKE .....	F3	49	9	
	F14	60	14		D9	36	9	CABLE COMP., SPEEDOMETER .....	F2	48	9	
	F16	62	16		D12	39	18	CABLE COMP., THROTTLE .....	F3	49	1	
	G1	63	16	BOLT, FLANGE, 6X40 .....	F15	61	17	CALIPER SUB ASSY., R. FR. ....	F10	56	9	
BEARING, RADIAL BALL, 63/22 ..	D14	41	10		D13	40	14	CAMSHAFT COMP. ....	D3	30	2	
BODY COMP., FRAME .....	H4	82	1	BOLT, FLANGE, 6X60 .....	D9	36	10	CAM, FR. BRAKE .....	F11	57	7	
BOLT-WASHER, 6X12 .....	D2	29	15		D13	40	15	CAM, RR. BRAKE .....	F15	61	4	
BOLT A, BRAKE STOPPER .....	F15	61	14	BOLT, FLANGE, 8X12 .....	G11	73	12	CAP ASSY., NOISE SUPPRESSOR ...	H3	81	4	
BOLT A, FR. FORK .....	F9	55	16		G9	71	12	CAP COMP., FUEL FILLER .....	G3	65	13	
BOLT A, STOPPER ARM .....	G13	75	13	BOLT, FLANGE, 8X16 .....	G9	71	12	CAP, 14MM .....	D9	36	5	
BOLT, ADAPTER, 10MM .....	F4	50	24		G11	73	13	CAP, BLEEDER .....	F10	56	12	
BOLT, ADJUSTING .....	F1	47	6		H4	82	7	CAP, CABLE SEALING .....	E3	46	14	
BOLT, COWL SETTING .....	G6	68	3	BOLT, FLANGE, 8X20 .....	G11	73	14	CAP, CHOKE DUST .....	E3	46	15	
	H7	85	7		F10	56	13	CAP, LOCK NUT .....	F4	50	21	
BOLT, CYLINDER STUD .....	D13	40	6	BOLT, FLANGE, 8X25 .....	D4	31	21	CAP, MASTER CYLINDER .....	F5	51	7	
BOLT, DISK, 8X24 .....	F14	60	12		G3	65	26	CAP, SWINGARM END .....	G13	75	5	
BOLT, DRAIN PLUG, 12MM .....	D13	40	7	BOLT, FLANGE, 8X28 .....	G3	65	26	CARBURETOR ASSY. ....	E3	46	13	
BOLT, FAIRING SETTING .....	G3	65	20		F7	53	8					
	H7	85	6	BOLT, FLANGE, 8X35 .....	G10	72	22					
					G11	73	8					



# PART NAME INDEX



Part name	Address	Page	Ref.	Part name	Address	Page	Ref.	Part name	Address	Page	Ref.
GEAR, PRIMARY DRIVE .....	D14	41	7	[ L ]				NUT, FLANGE, 6MM .....	F15	61	10
GEAR, SPEEDOMETER .....	F11	57	2					G3	65	23	
	F14	60	9	LABEL, AIR CLEANER ELEMENT				NUT, FLANGE, 7MM .....	D2	29	12
GEAR, STARTER DRIVEN .....	D8	35	1	NOTICE	H9	87	3	NUT, FLANGE, 8MM .....	H4	82	5
GEAR, STARTER REDUCTION .....	D8	35	3	LABEL, DRIVE .....	H9	87	4	NUT, HEX., 10MM .....	F4	50	27
GRIP COMP., THROTTLE .....	F3	49	10	LABEL, DRIVE CHAIN .....	H9	87	2		G14	76	7
GRIP, L. HANDLE .....	F3	49	11	LABEL, TIRE .....	H9	87	1	NUT, HEX., 6MM .....	G8	70	12
GRIP, RR. ....	H4	82	3	LENS .....	F2	48	4		G13	75	14
GROMMET A, RR. COVER .....	G8	70	1	LENS COMP., L. ....	G16	78	4	NUT, HEX., 8MM .....	F15	61	15
GROMMET, AIR CLEANER CASE .....	G3	65	19	LENS COMP., R. ....	G16	78	2		G13	75	15
	H7	85	5	LENS COMP., TAILLIGHT .....	H1	79	2	NUT, RR. FENDER .....	G15	77	6
GROMMET, SIDE COVER .....	G3	65	18	LEVER COMP., CLUTCH .....	D6	33	4	NUT, SPECIAL FLANGE, 14MM .....	D7	34	12
GROMMET, TAILLIGHT .....	G5	67	6	LEVER COMP., L. HANDLE .....	F3	49	19		D12	39	11
	H1	79	8	LEVER COMP., R. HANDLE .....	F3	49	18	NUT, SPECIAL, 6MM .....	G13	75	11
GUARD, SARI .....	G11	73	7	LEVER, FUEL COCK .....	G2	64	5	NUT, SPEED, 4MM .....	H5	83	10
GUIDE, CLUTCH OUTER .....	D7	34	2	LEVER, R. STEERING HANDLE .....	F5	51	16	NUT, SPRING, 5MM .....	F2	48	19
GUIDE, FR. FENDER CABLE .....	F8	54	1	LOCK ASSY., SEAT .....	G4	66	5		H5	83	11
GUIDE, VALVE .....	D2	29	2					NUT, STEERING STEM .....	F6	52	9
				[ M ]				NUT, TAPPET ADJUSTING .....	D3	30	12
[ H ]				MAINSHAFT .....	D15	42	1	[ O ]			
HARNESS, WIRE .....	H3	81	7	MARK, HONDA .....	H11	89	7	OIL SEAL, 14X22X5 .....	D13	40	10
				MARK, L. FUEL TANK WING .....	H10	88	4	OIL SEAL, 16X28X7 .....	D6	33	9
HEADLIGHT UNIT .....	F1	47	1	MARK, R. FUEL TANK WING .....	H10	88	3	OIL SEAL, 17X29X5 .....	D16	43	23
HEAD COMP., CYLINDER .....	D2	29	1	MARK, SIDE COVER .....	H11	89	8	OIL SEAL, 47X60X7 .....	F12	58	11
HEAD, CAM CHAIN TENSIONER PUSH				MIRROR COMP., L. ....	F4	50	23	O-RING .....	D11	38	6
ROD	D4	31	9	MIRROR COMP., R. ....	F4	50	22		E3	46	11
HOLDER A1, HANDLE PIPE UPPER	F6	52	13	MOTOR UNIT, STARTER .....	D11	38	3		F9	55	20
HOLDER SUB ASSY., AIR CLEANER	G7	69	8	MUFFLER COMP., EX. ....	G9	71	3	O-RING, 13.8X2.5 .....	D9	36	7
HOLDER, HANDLE UNDER .....	F6	52	5					O-RING, 18X3 .....	D6	33	11
HOLDER, MASTER CYLINDER .....	F5	51	8	[ N ]				O-RING, 28X2.4 .....	D2	29	14
HOLDER, NEEDLE JET .....	E3	46	18	NEEDLE SET, JET .....	E3	46	2	O-RING, 39.5X5 .....	G3	65	21
HORN COMP. ....	H3	81	10	NUT .....	F5	51	21	O-RING, 40.5X3 .....	F16	62	9
HOSE COMP., FR. BRAKE .....	F5	51	2	NUT B, BRAKE ROD ADJUSTING .....	F12	58	14	O-RING, 8.5X1.5 .....	F2	48	20
HOUSING, THROTTLE .....	F3	49	12		G10	72	19	O-RING, 9MM .....	D6	33	10
				NUT, CLIP, 4MM .....	G15	77	7	OUTER COMP., CLUTCH .....	D7	34	1
				NUT, CLIP, 6MM .....	G7	69	13				
				NUT, EXHAUST PIPE, 8MM .....	G9	71	9	[ P ]			
				NUT, FLANGE SPECIAL, 10MM .....	F6	52	10	PACKING .....	D11	38	2
					G12	74	5		F9	55	18
				NUT, FLANGE SPECIAL, 12MM .....	F13	59	7	PACKING, FUEL STRAINER CUP .....	G2	64	1
					F14	60	13	PACKING, LENS .....	H1	79	4
				NUT, FLANGE SPECIAL, 6MM .....	F15	61	11	PACKING, PAD SET, FR. ....	F10	56	2
				NUT, FLANGE SPECIAL, 8MM .....	F16	62	13	PANEL COMP., RR. BRAKE .....	F15	61	3
				NUT, FLANGE, 10MM .....	G9	71	10	PANEL SUB COMP., FR. BRAKE .....	F11	57	4
					G16	78	11	PEDAL COMP., BRAKE .....	G10	72	9
				NUT, FLANGE, 12MM .....	H4	82	6	PEDAL, GEAR CHANGE .....	G10	72	1
					D10	37	4	PIECE, OIL LOCK .....	F9	55	8
				NUT, FLANGE, 5MM .....	F13	59	7	PINION, KICK STARTER .....	E2	45	1
				NUT, FLANGE, 6MM .....	F14	60	13	PIN A, PILLION STEP .....	G11	73	11
					F15	61	11	PIN COMP., HANGER .....	F10	56	8
					G13	75	12	PIN C, JOINT .....	G10	72	20
				NUT, FLANGE, 5MM .....	G15	77	9	PIN, GUIDE ROLLER .....	D4	31	11
				NUT, FLANGE, 6MM .....	F4	50	30	PIN, PISTON .....	D14	41	4
								PIN, SHIFT RETURN SPRING .....	E1	44	10
								PIN, SPLIT, 1.6X12 .....	G11	73	10
					F12	58	12				



