



# ***CGX125SH***

**CGX125SH<sub>c</sub>**  
**CGX125SH<sub>D</sub>**

**PARTS CATALOGUE**

**2**

---

**FOREWORD INDEX**

**1**

---

**ENGINE GROUP**

**2**

---

**FRAME GROUP**

**3**

---

**PART NUMBER INDEX**

**4**

---

**PART NAME INDEX**

**5**

---



**Instruction for use of parts catalogue**

- **This parts catalogue has been created as of July 10, 2012.**
  - Since this date, the sales practice for repair parts may have been changed or the parts may have been eliminated (listed for those not for sale).
  - The modified information is reflected on the latest Electronic Parts Catalogue (EPC). Also, refer to the parts catalogue news for any change.
  - See the parts catalogue news for any revision that is made after July 10, 2012.
- **Always specify the part number when ordering a part.**
  - Check the model, type, serial numbers, color, maker, and the size as needed before ordering a part.
  - Note that the illustrations (part drawings) can differ from the actual parts in shape. They are given just to help you to refer to the parts.
- **When modifications or additions to this parts catalogue are made, a revised edition will be issued at an appropriate time, with successively progressing revision numbers on the cover. We recommend obtaining such revisions in order to keep your parts catalogue up-to-date at all times. To check whether a parts catalogue revision has been issued, please contact your Honda distributor.**

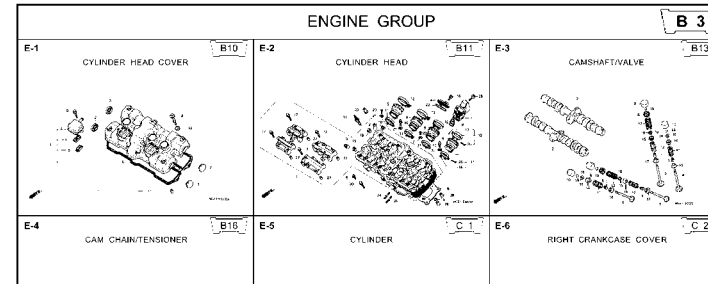
Initial version issue date  
December 10, 2011  
**Honda Motor Co., Ltd.**

**CONTENTS**

	Page	Address No.
● Instruction for use of parts catalogue .....	1	B 1
● How to refer to the part information .....	2	B 2
● Part catalogue structure .....	3	B 3
● When the parts were revised .....	4	B 4
● Abbreviations used in the parts catalogue .....	4	B 4
● Part block and serial number check .....	5	B 5
● Color label attachment position check .....	5	B 5
● Models, parts catalogue codes and applicable serial numbers .....	6	B 6
● Color label .....	7	B 7
● Color chart .....	8	B 8
● Fuel hose, general purpose hoses and vinyl hose .....	17	C 1
● FLAT RATE SERVICE TIME .....	21	C 5
● Illustrated index .....	26	C10
● ENGINE GROUP .....	34	E 1
● FRAME GROUP .....	55	G 1
● PART NO. INDEX .....	113	K 1
● PART NAME INDEX .....	118	L 1

How to refer to the part information

A Reference with "Illustrated index"

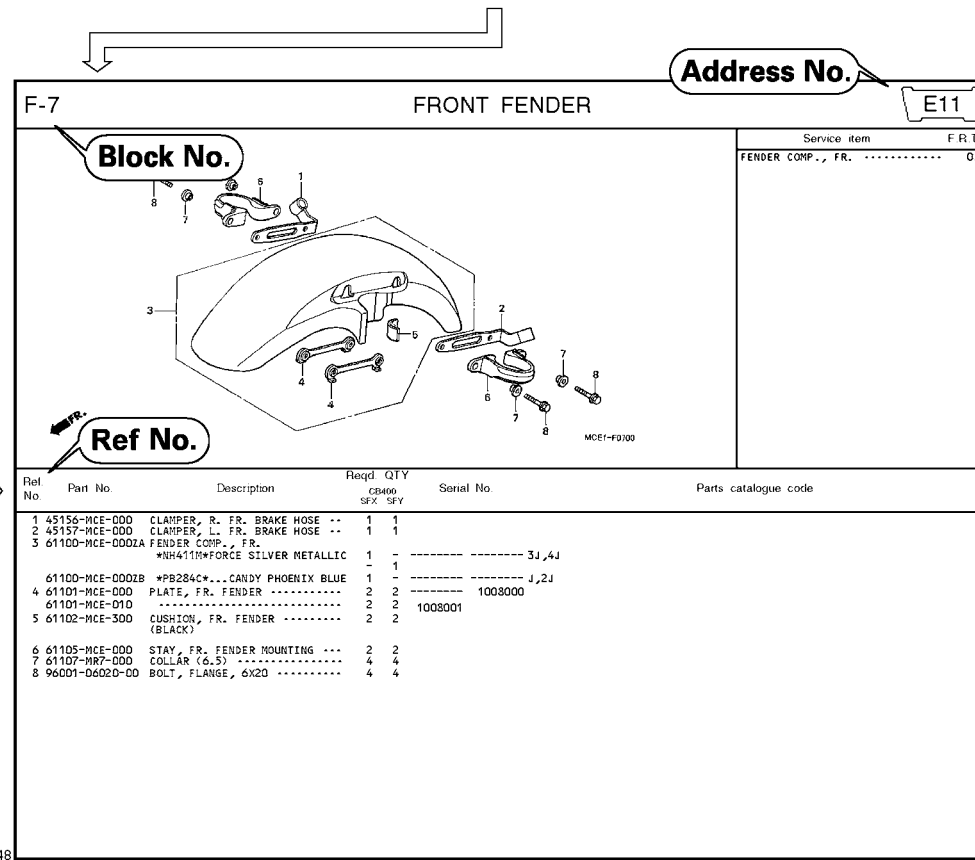


B Reference with "Part number index"

PART NO. INDEX								
Part Number	Address	Page	Rel.	Part Number	Address	Page	Rel.	F
04000				13323-MY9-751	C12	28	10	14921
04911-MCE-000	C10	26	1	13324-MY9-751	C12	28	10	14931
				13325-MY9-751	C12	28	10	14931
				13327-MY9-751	C12	28	10	14931
06000				14000				14931
06405-MY9-P00	F13	67	3	14100-MCE-000	B13	13	2	14931
06405-MY9-P10	F13	67	3	14200-MCE-000	B13	13	3	14931
06410-MY9-860	F2	56	1	14321-MCE-000	B16	16	2	14931
06435-MCE-006	F1	55	1	14401-MCE-003	B16	16	3	14931
06451-769-405	E13	51	2	14510-MBE-000	B16	16	4	14941
06451-443-405	F1	55	2	14520-MY9-691	B16	16	5	14941
06451-MA7-405	E13	51	1	14524-MY9-690	B16	16	6	14941
06455-MCE-006	E13	51	3	14546-MCE-000	B16	16	7	14941
				14620-MY9-691	B16	16	8	14941
11000				14711-MCE-000	B13	13	4	14941
11210-MCE-000	C9	25	1	14712-MCE-000	B13	13	5	14941
11330-MCE-305	C2	18	1	14721-MCE-000	B13	13	6	14941
11333-KT8-000	C6	22	1	14722-MCE-000	B13	13	7	14941
11335-MCE-000	C2	18	2	14730-MCE-000	B13	13	8	14941
11360-MCE-000	C7	23	1	14731-MCE-000	B13	13	9	14941
11365-MCE-000	C7	23	2	14731-MY9-751	B13	13	10	14941
11396-MY9-000	C2	18	3	14751-KY2-000	B13	13	11	14941
11631-MCE-000	C5	21	1	14751-MCE-000	B13	13	12	14941
11691-MY9-000	C5	21	2	14761-MCE-000	B13	13	13	14941

C Reference with "Part name index"

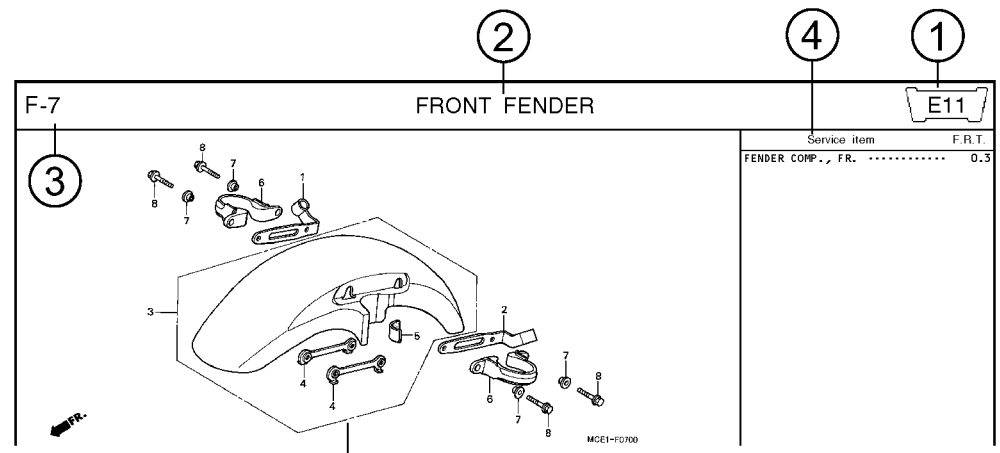
PART NAME INDEX							
Part name	Address	Page	Ref.	Part name	Address	Page	Ref.
[ A ]				BOLT , CHANG I			
ADJUSTER , CHAIN	F13	67	5	BOLT , CLUTC H			
ARM COMP. , SEA R CHANGE	F10	64	1	BOLT , CONNECT			
ARM , L. MAIN STEP	F11	65	8	BOLT , DISK , 6			
ARM , L. PILLI O STEP	F11	65	12	BOLT , DISK , 8			
ARM , R. MAIN STEP	F11	65	5	BOLT , DRAIN I			
ARM , R. PILLI O STEP	F11	65	11	BOLT , FLANG E			
AUT O DOC K ASSY. , FUEL	F4	58	2	BOLT , FLANG E			
AXLE , FR. WHEEL	E14	52	3	BOLT , FLANG E			
AXLE , RR. WHEEL	F2	56	3	BOLT , FLANG E			
[ B ]				BOLT , FLANG E			
BAG , AIR PRESSUR E GAUGE	F67	77	4	BOLT , FLANG E			
BAG , SERVICE BOOK	F67	77	1	BOLT , FLANG E			
BAG , TOOL	F67	77	3	BOLT , FLANG E			
BALL , STEEL	F11	65	20	BOLT , FLANG E			
BAND A , INSULATOR	B11	11	11	BOLT , FLANG E			
BAND B , INSULATOR	B11	11	12	BOLT , FLANG E			
BAND , AIR CLEANER CONNECTING				BOLT , FLANG E			
BAND , U-LOCK	F8	62	22	BOLT , FLANG E			
BAND , WIRE	F16	70	3	BOLT , FLANG E			
	C10	26	14				
	E5	43	21				
	G4	74	1R				



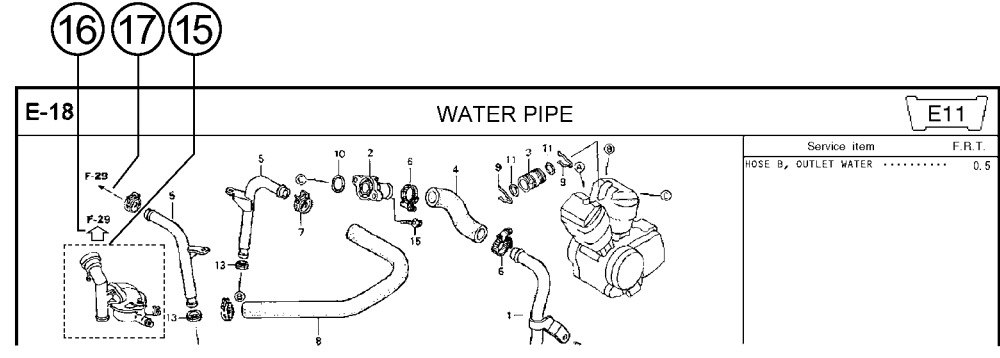
Page No.

2000.09.01 E

Part catalogue structure




Ref. No.	Part No.	Description	Reqd. QTY		Serial No.	Parts catalogue code
			CB400 SFX	SFY		
1	45156-MCE-000	CLAMPER, R. FR. BRAKE HOSE ..	1	1		
2	45157-MCE-000	CLAMPER, L. FR. BRAKE HOSE ..	1	1		
3	61100-MCE-000ZA	FENDER COMP., FR. *NH411M*FORCE SILVER METALLIC	1	-	----- 3J,4J	
	61100-MCE-000ZB	*PB284C*...CANDY PHOENIX BLUE	1	-	----- J,2J	
4	61101-MCE-000	PLATE, FR. FENDER .....	2	2	1008000	
	61101-MCE-010	.....	2	2	1008001	
5	61102-MCE-300	CUSHION, FR. FENDER .....	2	2		
		(BLACK)				



- ① **Address number**
  - Address No. is provided (in place of the page No.) to help you refer to the part with the part No. or part name.
- ② **Block title** ③ **Block number**
- ④ **Service item/Flat rate time**
- ⑤ **Reference number**
  - Title number marked with the parenthesis or parentheses indicates that it continues from the previous page.
- ⑥ **Part number** ⑦ **Honda color code**
- ⑧ **Description**
- ⑨ **Assemblies**
  - Sections framed with broken lines in the exploded view drawings are available as complete assemblies. (Their individual parts can also be obtained.)
- ⑩ **Color description**
- ⑪ **Note**
  - Notes are shown with the parentheses in the part name column.
- ⑫ **Required quantity**
  - Reqd. QTY shown in the parenthesis or parentheses indicates the optional part.
  - Reqd. QTY marked with "N" indicates the optional part that should be selected as needed.
  - Reqd. QTY indicates the number of the part used in the block.
- ⑬ **Serial number**
- ⑭ **Parts catalogue code**
  - When the parts catalogue code column is blank, it indicates that the part is applicable to all codes.
- ⑮
  - Parts enclosed within a dotted line are covered in a different block.
- ⑯
  - A hollow arrow indicates the block No. for the parts enclosed within a dotted line .
- ⑰
  - A solid arrow indicates the block No. the part in question is connected to.

When the parts were revised



Ref. No.	Part No.	Description	Reqd. QTY		Serial No.
			CB400 SFX	SFY	
1	45156-MCE-000	CLAMPER, R. FR. BRAKE HOSE ..	1	1	
2	45157-MCE-000	CLAMPER, L. FR. BRAKE HOSE ..	1	1	
3	61100-MCE-000ZA	FENDER COMP., FR. *NH411M*FORCE SILVER METALLIC	1	-	-----3J,4J
	61100-MCE-000ZB	*PB284C*...CANDY PHOENIX BLUE	1	-	-----J,2J
4	61101-MCE-000	PLATE, FR. FENDER (###).....	2	2	-----1008000
	61101-MCE-010	.....	2	2	-----1008001
5	61102-MCE-300	CUSHION, FR. FENDER ..... (BLACK)	2	2	
6	61105-MCE-000	STAY, FR. FENDER MOUNTING ...	2	2	
7	61107-MR7-000	COLLAR (6.5) .....	4	4	
8	96001-06020-00	BOLT, FLANGE, 6X20 .....	4	4	


The number has been used from the initial model without revision.

When shown at the left side, it is applicable to the models of No.1008001 and the subsequent numbers.

When shown at the right side, it is applicable to the models up to No.1008000.

The parts listed with "###" at the end of the parts name have limited supply period (parts not for sale).

Abbreviations used in the parts catalogue

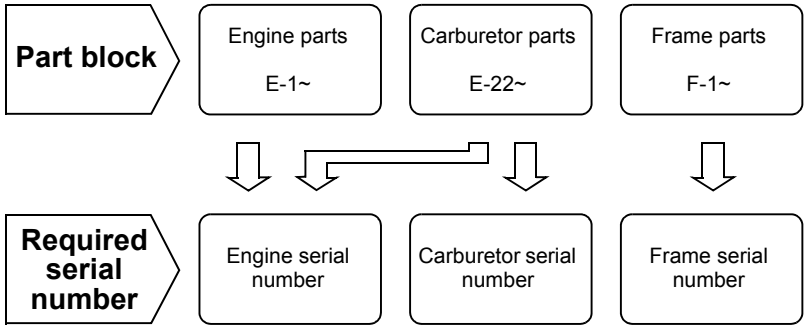


\* "L." or "R." in the description of a part stands for the LEFT hand side or the RIGHT hand side. Determine the left or right as if you were in the motorcycle seat.

The following abbreviations are used in this parts catalogue.

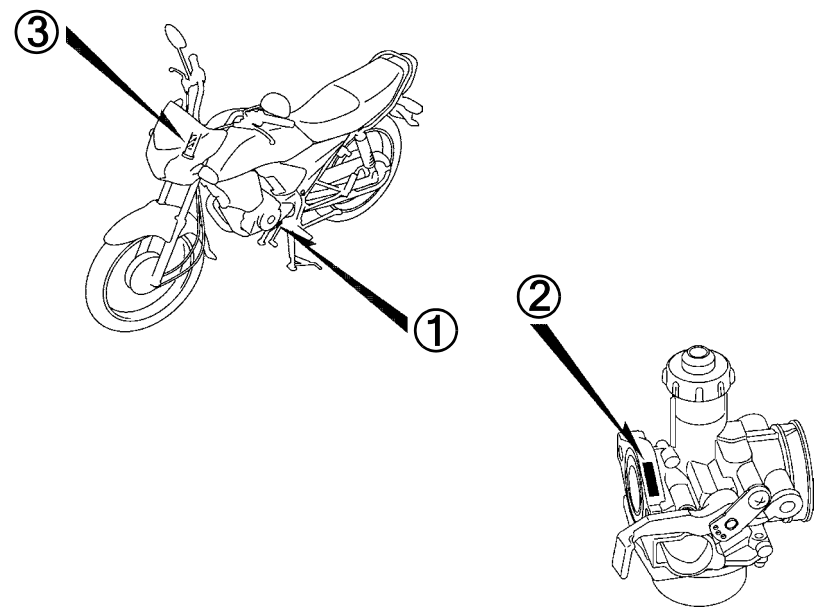
- |   |                                  |
|---|----------------------------------|
| A ..... Ampere                            | L .....Left                      |
| ABS ..... Anti-lock brake system          | L (100L) .Link (100 Links)       |
| A.C. .... Alternating current             | L.E.D. ....Light emitted diode   |
| A.M. .... Attaching mark                  | MM .....Millimeter               |
| ASSY. .... Assembly                       | MPH .....Miles per hour          |
| C.D.I. .... Capacitive discharge ignition | R. ....Right                     |
| COMP. ... Complete                        | RR. ....Rear                     |
| D.C. .... Direct current                  | STD. ....Standard                |
| EX. .... Exhaust                          | T (22T) ...Tooth (22 Teeth)      |
| FR. .... Front                            | TCS .....Traction control system |
| G ..... Gram                              | T.M. ....Transcript mark         |
| HEX. .... Hexagonal                       | V .....Volt                      |
| IN. .... Inlet                            | W .....Watt                      |
| KPH ..... Kilometers per hour             | WL .....With labelling           |
|   | WOL .....Without labelling       |

Part block and serial number check

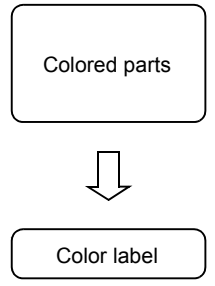


Check point

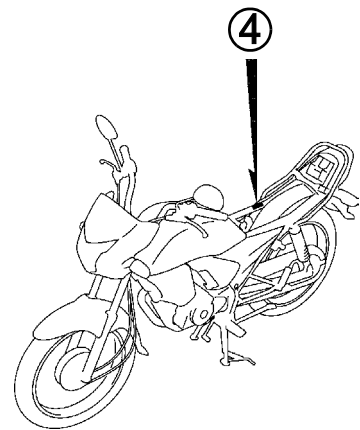
①                      ②                      ③



Color label attachment position check



④



### Models, parts catalogue codes and applicable serial numbers

Models, parts catalogue codes and applicable serial Nos. given in this parts catalogue can be identified as follows.

Parts with parts catalogue codes are exclusive for models destined for countries designated.

If no area codes are listed, parts are for common use.

Model	Parts catalogue code	Type	Applicable engine serial No.	Applicable frame serial No.	Applicable carburetor identification No.
CGX125SHc	AG	Argentina			PB 7RHA
	2AG				
	CL	Chili			PB 7RHA
	2CL				
	MX	Mexico			PB 7RKA
	PE	Peru	SDH152FMIC3300128~	LALPCJ0E4C3013590~	PB 7RJA
	2PE				
	DK	General export (KPH)	SDH152FMI-3*B3400059*~	LALPCJ0D5C3004260~	PB 7RMA
	3DK		SDH152FMI-3*B3400623*~	LALPCJ0E8C3006304~	
CGX125SHd	CL	Chili			PB 7RPA
	2CL				
	PE	Peru			PB 7RJA
	2PE				
	DK	General export (KPH)			PB 7RMA
	3DK				

\* Of carburetor/throttle body identification numbers, only the portions underlined in the example below are used for registration.

PB 7RH A KC ア

**Color label**

- When ordering parts, check the model name, main color, and code by observing the “COLOR LABEL” on the vehicle.
- When ordering a colored part, use the color chart in the instruction for use of parts catalogue.

**VFR800FIW**  
**COLOR R-157**  
**CODE R157**

No.	MODEL		VFR800FIW				
	COLOR		Sparkling silver metallic	Mute black metallic	Applicable model		Applicable block No.
	CODE		NH-295M	NH-359M	Initial applicable model	Final applicable model	
	Name of colored parts	Basic part No.	NH295	NH359			
1							
2							
3							
4							
5							
6							
7							
8							
9							
10							

**Color chart**

- When ordering a colored part, refer to the chart below and use a part number consisting of the relevant basic part number to which has been added a part color code.

CGX125SH (CGX125SHc).....AG,CL,PE

No.	MODEL		CGX125SHC						
	COLOR		Pearl procyon black	Candy aruja blue	Candy lucid red	Applicable model		Applicable block No.	Ref. No.
	CODE		NH-A06P	PB-323C	R-264C				
	Name of colored parts	Basic part No.	NHA06B	PB323H	R264K	Initial applicable model	Final applicable model		
1	BRIDGE, FORK TOP	53230-KYY-970	ZB	ZB	ZB			F-7	9
2	COVER SET, L. SIDE	83620-KYY-600	ZA	ZA	ZA			F-24	4
3	COVER SET, R. SIDE	83520-KYY-600	ZA	ZA	ZA			F-24	1
4	COWL SET, RR.	77215-KYY-900	ZC	ZB	ZA			F-23-1	7
5	FENDER, FR.	61100-KYY-900	ZB	ZC	ZD			F-10	5
6	HUB SUB ASSY., FR.	44635-KYY-900	ZA	ZA	ZA			F-14-10	5
7	HUB SUB ASSY., RR.	42635-KYY-900	ZA	ZA	ZA			F-19-10	9
8	LABEL, DRIVE CAUTION	87560-KYY-600	ZB	ZB	ZB			F-49	6
9	MARK, HONDA	86771-KYY-900	ZC	ZB	ZA			F-50-1	1
10	MARK, L. WING	86172-KYY-900	ZC	ZB	ZA			F-50-1	3
11	MARK, R. WING	86171-KYY-900	ZC	ZB	ZA			F-50-1	2
12	MARK, SIDE COVER	86833-KYY-600	ZA	ZA	ZA			F-50-1	4
13	PANEL COMP., RR. BRAKE	43100-KYY-900	ZB	ZB	ZB			F-18	3
14	PANEL SUB COMP., FR. BRAKE	45010-KYY-900	ZB	ZB	ZB			F-13	5
15	TANK SET, FUEL	17520-KYY-600	ZC	ZD	ZE			F-21	9
16	WHEEL SUB ASSY., FR.	44650-KYY-900	ZB	ZB	ZB			F-14-10	6
17	WHEEL SUB ASSY., RR.	42650-KYY-900	ZB	ZB	ZB			F-19-10	10

CGX125SH (CGX125SHc).....2AG,2CL,2PE

No.	MODEL		CGX125SHC						
	COLOR		Pearl procyon black	Candy aruja blue	Candy lucid red	Applicable model		Applicable block No.	Ref. No.
	CODE		NH-A06P	PB-323C	R-264C	Initial applicable model	Final applicable model		
	Name of colored parts	Basic part No.	NHA06BE	PB323HE	R264KE				
1	BRIDGE, FORK TOP	53230-KYY-970	ZB	ZB	ZB			F-7	9
2	COVER SET, L. SIDE	83620-KYY-600	ZA	ZA	ZA			F-24	4
3	COVER SET, R. SIDE	83520-KYY-600	ZA	ZA	ZA			F-24	1
4	COWL SET, RR.	77215-KYY-900	ZC	ZB	ZA			F-23-1	7
5	FENDER, FR.	61100-KYY-900	ZB	ZC	ZD			F-10	5
6	LABEL, DRIVE CAUTION	87560-KYY-600	ZB	ZB	ZB			F-49	6
7	MARK, HONDA	86771-KYY-900	ZC	ZB	ZA			F-50-1	1
8	MARK, L. WING	86172-KYY-900	ZC	ZB	ZA			F-50-1	3
9	MARK, R. WING	86171-KYY-900	ZC	ZB	ZA			F-50-1	2
10	MARK, SIDE COVER	86833-KYY-600	ZA	ZA	ZA			F-50-1	4
11	PANEL COMP., RR. BRAKE	43100-KYY-900	ZB	ZB	ZB			F-18	3
12	PANEL SUB COMP., FR. BRAKE	45010-KYY-900	ZB	ZB	ZB			F-13	5
13	TANK SET, FUEL	17520-KYY-600	ZC	ZD	ZE			F-21	9
14	WHEEL SUB ASSY., FR.	44650-KYY-910	ZA	ZA	ZA			F-14-30	4
15	WHEEL SUB ASSY., RR.	42650-KYY-910	ZA	ZA	ZA			F-19-30	9

## CGX125SH (CGX125SHc).....MX

No.	MODEL		CGX125SHC					
	COLOR		Pearl cancer white	Candy lucid red	Applicable model		Applicable block No.	Ref. No.
	CODE		NH-495P	R-264C	Initial applicable model	Final applicable model		
	Name of colored parts	Basic part No.	NH495	R264E				
1	BRIDGE, FORK TOP	53230-KYY-970	ZB	ZB			F-7	9
2	COVER SET, L. SIDE	83620-KYY-620	ZA	ZA			F-24	4
3	COVER SET, R. SIDE	83520-KYY-620	ZA	ZA			F-24	1
4	COWL SET, RR.	77215-KYY-600	ZD	-			F-23-1	7
5	COWL SET, RR.	77215-KYY-900	-	ZA			F-23-1	7
6	FENDER, FR.	61100-KYY-900	ZK	ZD			F-10	5
7	HUB SUB ASSY., FR.	44635-KYY-900	ZA	ZA			F-14-10	5
8	HUB SUB ASSY., RR.	42635-KYY-900	ZA	ZA			F-19-10	9
9	LABEL, DRIVE CAUTION	87560-KYY-600	ZA	ZB			F-49	6
10	MARK, HONDA	86101-KYY-600	ZB	-			F-50-1	1
11	MARK, HONDA	86771-KYY-900	-	ZA			F-50-1	1
12	MARK, L. WING	86172-KYY-900	-	ZA			F-50-1	3
13	MARK, L. WING	86202-KYY-600	ZF	-			F-50-1	3
14	MARK, R. WING	86171-KYY-900	-	ZA			F-50-1	2
15	MARK, R. WING	86201-KYY-600	ZF	-			F-50-1	2
16	MARK, SIDE COVER	86833-KYY-620	ZA	ZA			F-50-1	5
17	PANEL COMP., RR. BRAKE	43100-KYY-900	ZB	ZB			F-18	3
18	PANEL SUB COMP., FR. BRAKE	45010-KYY-900	ZB	ZB			F-13	5
19	TANK SET, FUEL	17520-KYY-600	ZK	ZE			F-21	9
20	WHEEL SUB ASSY., FR.	44650-KYY-900	ZB	ZB			F-14-10	6
21	WHEEL SUB ASSY., RR.	42650-KYY-900	ZB	ZB			F-19-10	10

CGX125SH (CGX125SHc).....DK

No.	MODEL		CGX125SHC					
	COLOR		Candy aruja blue	Candy lucid red	Applicable model		Applicable block No.	Ref. No.
	CODE		PB-323C	R-264C	Initial applicable model	Final applicable model		
	Name of colored parts	Basic part No.	PB323	R264				
1	BRIDGE, FORK TOP	53230-KYY-970	ZB	ZB			F-7	9
2	CASE, DRIVE CHAIN LOWER	40520-KYY-970	ZB	ZB			F-32	2
3	CASE, DRIVE CHAIN UPPER	40510-KYY-970	ZB	ZB			F-32	1
4	COVER SET, L. SIDE	83620-KYY-970	ZA	ZB			F-24	4
5	COVER SET, R. SIDE	83520-KYY-970	ZA	ZB			F-24	1
6	HUB SUB ASSY., FR.	44635-KYY-900	ZA	ZA			F-14-10	5
7	HUB SUB ASSY., RR.	42635-KYY-900	ZA	ZA			F-19-10	9
8	LABEL, DRIVE CAUTION	87560-KYY-970	ZA	ZA			F-49	6
9	MARK, L. WING	86172-KYY-900	ZB	ZA			F-50	2
10	MARK, R. WING	86171-KYY-900	ZB	ZA			F-50	1
11	MARK, SIDE COVER	86833-KYY-970	ZA	ZA			F-50	7
12	PANEL COMP., RR. BRAKE	43100-KYY-900	ZB	ZB			F-18	3
13	PANEL SUB COMP., FR. BRAKE	45010-KYY-900	ZB	ZB			F-13	5
14	STRIPE, L. FUEL TANK	86174-KYY-900	ZB	ZA			F-50	4
15	STRIPE, L. SIDE COVER	86832-KYY-970	ZA	ZB			F-50	6
16	STRIPE, R. FUEL TANK	86173-KYY-900	ZB	ZA			F-50	3
17	STRIPE, R. SIDE COVER	86831-KYY-970	ZA	ZB			F-50	5
18	SWINGARM SUB ASSY., RR.	52200-KYY-970	ZA	ZA			F-32	11
19	TANK SET, FUEL	17520-KYY-970	ZA	ZB			F-21	9
20	WHEEL SUB ASSY., FR.	44650-KYY-900	ZB	ZB			F-14-10	6
21	WHEEL SUB ASSY., RR.	42650-KYY-900	ZB	ZB			F-19-10	10



## CGX125SH (CGX125SHc).....3DK

No.	MODEL		CGX125SHC					
	COLOR		Candy aruja blue	Candy lucid red	Applicable model		Applicable block No.	Ref. No.
	CODE		PB-323C	R-264C	Initial applicable model	Final applicable model		
	Name of colored parts	Basic part No.	PB323B	R264B				
1	BRIDGE, FORK TOP	53230-KYY-900	ZB	ZB			F-7	8
2	CASE, DRIVE CHAIN LOWER	40520-KYY-970	ZB	ZB			F-32	2
3	CASE, DRIVE CHAIN UPPER	40510-KYY-970	ZB	ZB			F-32	1
4	COVER SET, L. SIDE	83620-KYY-980	ZA	ZB			F-24	4
5	COVER SET, R. SIDE	83520-KYY-980	ZA	ZB			F-24	1
6	COWL SET, RR.	77215-KYY-920	ZA	ZA			F-23-1	7
7	LABEL, DRIVE CAUTION	87560-KYY-970	ZA	ZA			F-49	6
8	MARK, HONDA	86613-KYY-900	ZB	ZA			F-50-2	5
9	MARK, HONDA	86771-KYY-900	ZF	ZF			F-50-2	6
10	MARK, L. WING	86172-KYY-900	ZB	ZA			F-50-2	2
11	MARK, R. WING	86171-KYY-900	ZB	ZA			F-50-2	1
12	MARK, SIDE COVER	86833-KYY-980	ZA	ZA			F-50-2	9
13	PANEL COMP., RR. BRAKE	43100-KYY-900	ZB	ZB			F-18	3
14	PANEL SUB COMP., FR. BRAKE	45010-KYY-900	ZB	ZB			F-13	5
15	STRIPE, L. FUEL TANK	86174-KYY-900	ZB	ZA			F-50-2	4
16	STRIPE, L. SIDE COVER	86832-KYY-970	ZA	ZB			F-50-2	8
17	STRIPE, R. FUEL TANK	86173-KYY-900	ZB	ZA			F-50-2	3
18	STRIPE, R. SIDE COVER	86831-KYY-970	ZA	ZB			F-50-2	7
19	SWINGARM SUB ASSY., RR.	52200-KYY-970	ZA	ZA			F-32	11
20	TANK SET, FUEL	17520-KYY-970	ZA	ZB			F-21	9
21	VISOR SET, FR.	61300-KYY-920	ZB	ZA			F-43	1
22	WHEEL SUB ASSY., FR.	44650-KYY-910	ZA	ZA			F-14-30	4
23	WHEEL SUB ASSY., RR.	42650-KYY-910	ZA	ZA			F-19-30	9

## CGX125SH (CGX125SHd).....CL,PE

No.	MODEL		CGX125SHD					
	COLOR		Black	Fighting red	Applicable model		Applicable block No.	Ref. No.
	CODE		NH-1	R-134	Initial applicable model	Final applicable model		
	Name of colored parts	Basic part No.	NH1	R134				
1	BRIDGE, FORK TOP	53230-KYY-970	ZA	ZA			F-7	9
2	CASE, DRIVE CHAIN LOWER	40520-KYY-970	ZB	ZB			F-32	2
3	CASE, DRIVE CHAIN UPPER	40510-KYY-970	ZB	ZB			F-32	1
4	COVER SET, L. SIDE	83620-KYY-600	ZA	ZA			F-24	4
5	COVER SET, R. SIDE	83520-KYY-600	ZA	ZA			F-24	1
6	COWL SET, RR.	77215-KYY-760	ZA	ZB			F-23-1	7
7	FENDER, FR. UPPER	61100-KYY-760	ZB	ZB			F-10-1	5
8	GUARD, L. KNUCKLE	53180-KYY-760	ZB	ZB			F-4	34
9	GUARD, R. KNUCKLE	53190-KYY-760	ZB	ZB			F-4	37
10	HUB SUB ASSY., FR.	44635-KYY-900	ZA	ZA			F-14-10	5
11	HUB SUB ASSY., RR.	42635-KYY-900	ZA	ZA			F-19-10	9
12	LABEL, DRIVE CAUTION	87560-KYY-600	ZB	ZB			F-49	6
13	MARK, HONDA	86101-KYY-760	ZA	ZB			F-50-3	1
14	MARK, L. WING	86202-KYY-760	ZA	ZB			F-50-3	5
15	MARK, R. WING	86201-KYY-760	ZA	ZB			F-50-3	4
16	MARK, SIDE COVER	86833-KYY-600	ZA	ZA			F-50-3	7
17	PANEL COMP., RR. BRAKE	43100-KYY-900	ZB	ZB			F-18	3
18	PANEL SUB COMP., FR. BRAKE	45010-KYY-900	ZB	ZB			F-13	5
19	STRIPE, L. FUEL TANK	86174-KYY-760	ZA	ZB			F-50-3	3
20	STRIPE, R. FUEL TANK	86173-KYY-760	ZB	ZC			F-50-3	2
21	SWINGARM SUB ASSY., RR.	52200-KYY-970	ZA	ZA			F-32	11
22	TANK SET, FUEL	17520-KYY-860	ZD	ZC			F-21	9
23	WHEEL SUB ASSY., FR.	44650-KYY-900	ZB	ZB			F-14-10	6
24	WHEEL SUB ASSY., RR.	42650-KYY-900	ZB	ZB			F-19-10	10

## CGX125SH (CGX125SHd).....2CL,2PE

No.	MODEL		CGX125SHD					
	COLOR		Black	Fighting red	Applicable model		Applicable block No.	Ref. No.
	CODE		NH-1	R-134	Initial applicable model	Final applicable model		
	Name of colored parts	Basic part No.	NH1	R134				
1	BRIDGE, FORK TOP	53230-KYY-970	ZA	ZA			F-7	9
2	CASE, DRIVE CHAIN LOWER	40520-KYY-970	ZB	ZB			F-32	2
3	CASE, DRIVE CHAIN UPPER	40510-KYY-970	ZB	ZB			F-32	1
4	COVER SET, L. SIDE	83620-KYY-600	ZA	ZA			F-24	4
5	COVER SET, R. SIDE	83520-KYY-600	ZA	ZA			F-24	1
6	COWL SET, RR.	77215-KYY-760	ZA	ZB			F-23-1	7
7	FENDER, FR. UPPER	61100-KYY-760	ZB	ZB			F-10-1	5
8	GUARD, L. KNUCKLE	53180-KYY-760	ZB	ZB			F-4	34
9	GUARD, R. KNUCKLE	53190-KYY-760	ZB	ZB			F-4	37
10	LABEL, DRIVE CAUTION	87560-KYY-600	ZB	ZB			F-49	6
11	MARK, HONDA	86101-KYY-760	ZA	ZB			F-50-3	1
12	MARK, L. WING	86202-KYY-760	ZA	ZB			F-50-3	5
13	MARK, R. WING	86201-KYY-760	ZA	ZB			F-50-3	4
14	MARK, SIDE COVER	86833-KYY-600	ZA	ZA			F-50-3	7
15	PANEL COMP., RR. BRAKE	43100-KYY-900	ZA	ZA			F-18	3
16	PANEL SUB COMP., FR. BRAKE	45010-KYY-900	ZA	ZA			F-13	5
17	STRIPE, L. FUEL TANK	86174-KYY-760	ZA	ZB			F-50-3	3
18	STRIPE, R. FUEL TANK	86173-KYY-760	ZB	ZC			F-50-3	2
19	SWINGARM SUB ASSY., RR.	52200-KYY-970	ZA	ZA			F-32	11
20	TANK SET, FUEL	17520-KYY-860	ZD	ZC			F-21	9
21	WHEEL SUB ASSY., FR.	44650-KYY-910	ZB	ZB			F-14-30	4
22	WHEEL SUB ASSY., RR.	42650-KYY-910	ZB	ZB			F-19-30	9

CGX125SH (CGX125SHd).....DK

No.	MODEL		CGX125SHD					
	COLOR		Black	Fighting red	Applicable model		Applicable block No.	Ref. No.
	CODE		NH-1	R-134	Initial applicable model	Final applicable model		
	Name of colored parts	Basic part No.	NH1	R134				
1	BRIDGE, FORK TOP	53230-KYY-970	ZA	ZA			F-7	9
2	CASE, DRIVE CHAIN LOWER	40520-KYY-970	ZB	ZB			F-32	2
3	CASE, DRIVE CHAIN UPPER	40510-KYY-970	ZB	ZB			F-32	1
4	COVER SET, L. SIDE	83620-KYY-860	ZA	ZA			F-24	4
5	COVER SET, R. SIDE	83520-KYY-860	ZA	ZA			F-24	1
6	COWL SET, RR.	77215-KYY-760	ZA	ZB			F-23-1	7
7	FENDER, FR. UPPER	61100-KYY-760	ZB	ZB			F-10-1	5
8	GUARD, L. KNUCKLE	53180-KYY-760	ZB	ZB			F-4	34
9	GUARD, R. KNUCKLE	53190-KYY-760	ZB	ZB			F-4	37
10	HUB SUB ASSY., FR.	44635-KYY-900	ZA	ZA			F-14-10	5
11	HUB SUB ASSY., RR.	42635-KYY-900	ZA	ZA			F-19-10	9
12	LABEL, DRIVE CAUTION	87560-KYY-970	ZA	ZA			F-49	6
13	MARK, HONDA	86101-KYY-760	ZA	ZB			F-50-3	1
14	MARK, L. WING	86202-KYY-760	ZA	ZB			F-50-3	5
15	MARK, R. WING	86201-KYY-760	ZA	ZB			F-50-3	4
16	MARK, SIDE COVER	86833-KYY-860	ZA	ZA			F-50-3	6
17	PANEL COMP., RR. BRAKE	43100-KYY-900	ZB	ZB			F-18	3
18	PANEL SUB COMP., FR. BRAKE	45010-KYY-900	ZB	ZB			F-13	5
19	STRIPE, L. FUEL TANK	86174-KYY-760	ZA	ZB			F-50-3	3
20	STRIPE, R. FUEL TANK	86173-KYY-760	ZB	ZC			F-50-3	2
21	SWINGARM SUB ASSY., RR.	52200-KYY-970	ZA	ZA			F-32	11
22	TANK SET, FUEL	17520-KYY-860	ZD	ZC			F-21	9
23	WHEEL SUB ASSY., FR.	44650-KYY-900	ZB	ZB			F-14-10	6
24	WHEEL SUB ASSY., RR.	42650-KYY-900	ZB	ZB			F-19-10	10



## CGX125SH (CGX125SHd).....3DK

No.	MODEL		CGX125SHD					
	COLOR		Black	Fighting red	Applicable model		Applicable block No.	Ref. No.
	CODE		NH-1	R-134	Initial applicable model	Final applicable model		
	Name of colored parts	Basic part No.	NH1	R134				
1	BRIDGE, FORK TOP	53230-KYY-970	ZA	ZA			F-7	9
2	CASE, DRIVE CHAIN LOWER	40520-KYY-970	ZB	ZB			F-32	2
3	CASE, DRIVE CHAIN UPPER	40510-KYY-970	ZB	ZB			F-32	1
4	COVER SET, L. SIDE	83620-KYY-860	ZA	ZA			F-24	4
5	COVER SET, R. SIDE	83520-KYY-860	ZA	ZA			F-24	1
6	COWL SET, RR.	77215-KYY-760	ZA	ZB			F-23-1	7
7	FENDER, FR. UPPER	61100-KYY-760	ZB	ZB			F-10-1	5
8	GUARD, L. KNUCKLE	53180-KYY-760	ZB	ZB			F-4	34
9	GUARD, R. KNUCKLE	53190-KYY-760	ZB	ZB			F-4	37
10	LABEL, DRIVE CAUTION	87560-KYY-970	ZA	ZA			F-49	6
11	MARK, HONDA	86101-KYY-760	ZA	ZB			F-50-3	1
12	MARK, L. WING	86202-KYY-760	ZA	ZB			F-50-3	5
13	MARK, R. WING	86201-KYY-760	ZA	ZB			F-50-3	4
14	MARK, SIDE COVER	86833-KYY-860	ZA	ZA			F-50-3	6
15	PANEL COMP., RR. BRAKE	43100-KYY-900	ZA	ZA			F-18	3
16	PANEL SUB COMP., FR. BRAKE	45010-KYY-900	ZA	ZA			F-13	5
17	STRIPE, L. FUEL TANK	86174-KYY-760	ZA	ZB			F-50-3	3
18	STRIPE, R. FUEL TANK	86173-KYY-760	ZB	ZC			F-50-3	2
19	SWINGARM SUB ASSY., RR.	52200-KYY-970	ZA	ZA			F-32	11
20	TANK SET, FUEL	17520-KYY-860	ZD	ZC			F-21	9
21	WHEEL SUB ASSY., FR.	44650-KYY-910	ZB	ZB			F-14-30	4
22	WHEEL SUB ASSY., RR.	42650-KYY-910	ZB	ZB			F-19-30	9

## Fuel hose, general purpose hoses and vinyl hose

- The standard part fuel hose, general purpose hose and vinyl hose may be substituted by the coiled bulk part.
- When ordering the standard part fuel hose, general purpose hose and vinyl hose use the bulk part number written in the parts catalogue in brackets ( ) underneath the part name, or use the catalogue below.  
(The bulk part standard length is 1 m, however, those displayed in the catalogue < > are available in 3 m and 8 m lengths.)
- When exchanging the hose, cut and use at the specified length as mentioned in the part name.  
(For the method of cutting the bulk part, and method of filling out orders etc., please refer to the service manual and the instructions issued with the bulk part.)
- The list below is a catalogue of the standard part numbers and bulk part numbers. Note that those numbers are applicable to the listed replacement parts only.

Fuel hoses/Tubes			
Standard part No.	Bulk part No.	Bulk part	
		Inner diameter (mm)	Length (m)
95001-30xxx-2x	95001-30001-20M	3.0	1
95001-30xxx-3x	95001-30001-30M	3.0	1
95001-30xxx-4x	95001-30001-40M	3.0	1
95001-35xxx-2x	95001-35001-50M <95001-35003-50M>	3.5	1 3
95001-35xxx-3x	95001-35001-60M <95001-35003-60M>	3.5	1 3
95001-35xxx-4x	95001-35001-60M <95001-35003-60M>	3.5	1 3
95001-35xxx-5x	95001-35001-50M <95001-35003-50M>	3.5	1 3
95001-35xxx-6x	95001-35001-60M <95001-35003-60M>	3.5	1 3
95001-45xxx-2x	95001-45001-50M <95001-45003-50M>	4.5	1 3
95001-45xxx-3x	95001-45001-60M <95001-45003-60M> <95001-45008-60M>	4.5	1 3 8
95001-45xxx-4x	95001-45001-60M <95001-45003-60M> <95001-45008-60M>	4.5	1 3 8
95001-45xxx-5x	95001-45001-50M <95001-45003-50M>	4.5	1 3
95001-45xxx-6x	95001-45001-60M <95001-45003-60M> <95001-45008-60M>	4.5	1 3 8
95001-55xxx-2x	95001-55001-50M <95001-55003-50M> <95001-55008-50M>	5.5	1 3 8

Fuel hoses/Tubes			
Standard part No.	Bulk part No.	Bulk part	
		Inner diameter (mm)	Length (m)
95001-55xxx-3x	95001-55001-60M <95001-55003-60M> <95001-55008-60M>	5.5	1 3 8
95001-55xxx-4x	95001-55001-60M <95001-55003-60M> <95001-55008-60M>	5.5	1 3 8
95001-55xxx-5x	95001-55001-50M <95001-55003-50M> <95001-55008-50M>	5.5	1 3 8
95001-55xxx-6x	95001-55001-60M <95001-55003-60M> <95001-55008-60M>	5.5	1 3 8
95001-75xxx-2x	95001-75001-50M <95001-75003-50M>	7.5	1 3
95001-75xxx-3x	95001-75001-60M <95001-75003-60M> <95001-75008-60M>	7.5	1 3 8
95001-75xxx-4x	95001-75001-60M <95001-75003-60M> <95001-75008-60M>	7.5	1 3 8
95001-75xxx-5x	95001-75001-50M <95001-75003-50M>	7.5	1 3
95001-75xxx-6x	95001-75001-60M <95001-75003-60M> <95001-75008-60M>	7.5	1 3 8
95001-80xxx-2x	95001-80001-50M	8.0	1
95001-80xxx-3x	95001-80001-60M	8.0	1
95001-80xxx-4x	95001-80001-60M	8.0	1
95001-80xxx-5x	95001-80001-50M	8.0	1
95001-80xxx-6x	95001-80001-60M	8.0	1

Vinyl tube				
Standard part No.	Bulk part No.	Bulk part		
		Inner dia- meter (mm)	Outer dia-meter (mm)	Length (m)
95003-01xxx-3x	95003-01001-60M <95003-01003-60M>	2.9	6.8	1 3
95003-01xxx-60	95003-01001-60M <95003-01003-60M>	2.9	6.8	1 3
95003-03xxx-3x	95003-03001-60M <95003-03003-60M>	3.0	6.0	1 3
95003-03xxx-60	95003-03001-60M <95003-03003-60M>	3.0	6.0	1 3
95003-05xxx-3x	95003-05001-60M <95003-05003-60M> <95003-05008-60M>	3.5	6.5	1 3 8
95003-05xxx-60	95003-05001-60M <95003-05003-60M> <95003-05008-60M>	3.5	6.5	1 3 8
95003-07xxx-1x	95003-07001-10M <95003-07003-10M> <95003-07008-10M>	4.0	7.0	1 3 8
95003-07xxx-20	95003-07001-10M <95003-07003-10M> <95003-07008-10M>	4.0	7.0	1 3 8
95003-07xxx-3x	95003-07001-60M <95003-07003-60M> <95003-07008-60M>	4.0	7.0	1 3 8
95003-07xxx-60	95003-07001-60M <95003-07003-60M> <95003-07008-60M>	4.0	7.0	1 3 8
95003-07xxx-7x	95003-07001-70M <95003-07003-70M> <95003-07008-70M>	4.0	7.0	1 3 8
95003-08xxx-1x	95003-08001-10M <95003-08003-10M> <95003-08008-10M>	4.5	6.5	1 3 8
95003-09xxx-3x	95003-09001-60M <95003-09003-60M>	4.5	8.0	1 3
95003-09xxx-60	95003-09001-60M <95003-09003-60M>	4.5	8.0	1 3
95003-10xxx-1x	95003-10001-10M <95003-10003-10M>	5.0	8.0	1 3
95003-10xxx-20	95003-10001-10M <95003-10003-10M>	5.0	8.0	1 3
95003-10xxx-3x	95003-10001-60M <95003-10003-60M>	5.0	8.0	1 3
95003-10xxx-60	95003-10001-60M <95003-10003-60M>	5.0	8.0	1 3
95003-11xxx-3x	95003-11001-60M <95003-11003-60M> <95003-11008-60M>	5.0	9.0	1 3 8
95003-11xxx-60	95003-11001-60M <95003-11003-60M> <95003-11008-60M>	5.0	9.0	1 3 8
95003-12xxx-1x	95003-12001-10M <95003-12003-10M> <95003-12008-10M>	5.0	7.0	1 3 8
95003-12xxx-20	95003-12001-10M <95003-12003-10M> <95003-12008-10M>	5.0	7.0	1 3 8

Vinyl tube				
Standard part No.	Bulk part No.	Bulk part		
		Inner dia- meter (mm)	Outer dia-meter (mm)	Length (m)
95003-14xxx-1x	95003-14001-10M <95003-14003-10M>	6.0	9.0	1 3
95003-14xxx-20	95003-14001-10M <95003-14003-10M>	6.0	9.0	1 3
95003-14xxx-3x	95003-14001-60M <95003-14003-60M>	6.0	9.0	1 3
95003-17xxx-1x	95003-17001-10M <95003-17003-10M>	7.0	9.0	1 3
95003-19xxx-1x	95003-19001-10M <95003-19003-10M> <95003-19008-10M>	7.0	11.0	1 3 8
95003-19xxx-20	95003-19001-10M <95003-19003-10M> <95003-19008-10M>	7.0	11.0	1 3 8
95003-19xxx-3x	95003-19001-60M <95003-19003-60M> <95003-19008-60M>	7.0	11.0	1 3 8
95003-19xxx-60	95003-19001-60M <95003-19003-60M> <95003-19008-60M>	7.0	11.0	1 3 8
95003-21xxx-1x	95003-21001-10M <95003-21003-10M>	8.0	9.0	1 3
95003-21xxx-20	95003-21001-10M <95003-21003-10M>	8.0	9.0	1 3
95003-23xxx-1x	95003-23001-10M <95003-23003-10M>	8.0	12.0	1 3
95003-23xxx-20	95003-23001-10M <95003-23003-10M>	8.0	12.0	1 3
95003-23xxx-3x	95003-23001-60M <95003-23003-60M> <95003-23008-60M>	8.0	12.0	1 3 8
95003-23xxx-60	95003-23001-60M <95003-23003-60M> <95003-23008-60M>	8.0	12.0	1 3 8
95003-25xxx-1x	95003-25001-10M <95003-25003-10M>	9.0	11.0	1 3
95003-25xxx-20	95003-25001-10M <95003-25003-10M>	9.0	11.0	1 3
95003-25xxx-3x	95003-25001-60M <95003-25003-60M>	9.0	11.0	1 3
95003-25xxx-7x	95003-25001-70M <95003-25003-70M>	9.0	11.0	1 3
95003-27xxx-1x	95003-27001-10M <95003-27003-10M>	9.0	13.0	1 3
95003-27xxx-20	95003-27001-10M <95003-27003-10M>	9.0	13.0	1 3
95003-27xxx-3x	95003-27001-60M <95003-27003-60M>	9.0	13.0	1 3
95003-27xxx-60	95003-27001-60M <95003-27003-60M>	9.0	13.0	1 3
95003-33xxx-1x	95003-33001-10M <95003-33003-10M>	10.0	14.0	1 3
95003-33xxx-20	95003-33001-10M <95003-33003-10M>	10.0	14.0	1 3

Vinyl tube				
Standard part No.	Bulk part No.	Bulk part		
		Inner dia- meter (mm)	Outer dia-meter (mm)	Length (m)
95003-36xxx-1x	95003-36001-10M <95003-36003-10M> <95003-36008-10M>	11.0	13.0	1 3 8
95003-36xxx-20	95003-36001-10M <95003-36003-10M> <95003-36008-10M>	11.0	13.0	1 3 8
95003-37xxx-3x	95003-37001-60M <95003-37003-60M>	11.0	15.0	1 3
95003-37xxx-60	95003-37001-60M <95003-37003-60M>	11.0	15.0	1 3
95003-38xxx-1x	95003-38001-10M <95003-38003-10M>	12.0	13.0	1 3
95003-38xxx-20	95003-38001-10M <95003-38003-10M>	12.0	13.0	1 3
95003-39xxx-1x	95003-39001-10M <95003-39003-10M>	12.0	14.0	1 3
95003-39xxx-20	95003-39001-10M <95003-39003-10M>	12.0	14.0	1 3
95003-40xxx-20	95003-40001-10M <95003-40003-10M>	12.0	16.0	1 3
95003-40xxx-3x	95003-40001-60M <95003-40003-60M>	12.0	16.0	1 3
95003-40xxx-60	95003-40001-60M <95003-40003-60M>	12.0	16.0	1 3
95003-43xxx-1x	95003-43001-10M <95003-43003-10M> <95003-43008-10M>	13.0	15.0	1 3 8
95003-43xxx-20	95003-43001-10M <95003-43003-10M> <95003-43008-10M>	13.0	15.0	1 3 8
95003-45xxx-1x	95003-45001-10M <95003-45003-10M> <95003-45008-10M>	14.0	18.0	1 3 8
95003-45xxx-20	95003-45001-10M <95003-45003-10M> <95003-45008-10M>	14.0	18.0	1 3 8
95003-50xxx-1x	95003-50001-10M <95003-50003-10M>	16.0	19.0	1 3
95003-50xxx-20	95003-50001-10M <95003-50003-10M>	16.0	19.0	1 3
95003-50xxx-3x	95003-50001-60M <95003-50003-60M>	16.0	19.0	1 3
95003-55xxx-1x	95003-55001-10M <95003-55003-10M>	17.5	20.5	1 3
95003-55xxx-20	95003-55001-10M <95003-55003-10M>	17.5	20.5	1 3
95003-60xxx-1x	95003-60001-10M <95003-60003-10M>	22.0	27.0	1 3
95003-60xxx-20	95003-60001-10M <95003-60003-10M>	22.0	27.0	1 3
95003-60xxx-3x	95003-60001-60M <95003-60003-60M>	22.0	27.0	1 3
95003-60xxx-60	95003-60001-60M <95003-60003-60M>	22.0	27.0	1 3

General purpose hoses			
Standard part No.	Bulk part No.	Bulk part	
		Inner diameter (mm)	Length (m)
95005-11xxx-3x	95005-11001-30M	11.0	1
95005-11xxx-5x	95005-11001-50M	11.0	1
95005-12xxx-1x	95005-12001-10M <95005-12003-10M>	12.0	1 3
95005-12xxx-2x	95005-12001-20M	12.0	1
95005-12xxx-3x	95005-12001-30M	12.0	1
95005-12xxx-5x	95005-12001-50M	12.0	1
95005-14xxx-1x	95005-14001-10M	14.0	1
95005-14xxx-2x	95005-14001-20M <95005-14003-20M>	14.0	1 3
95005-14xxx-3x	95005-14001-30M	14.0	1
95005-14xxx-5x	95005-14001-50M	14.0	1
95005-17xxx-1x	95005-17001-10M	17.0	1
95005-17xxx-2x	95005-17001-20M	17.0	1
95005-17xxx-3x	95005-17001-30M	17.0	1
95005-17xxx-5x	95005-17001-50M	17.0	1
95005-30xxx-3x	95005-30001-30M	3.0	1
95005-30xxx-5x	95005-30001-50M	3.0	1
95005-35xxx-1x	95005-35001-10M <95005-35003-10M> <95005-35008-10M>	3.5	1 3 8
95005-35xxx-2x	95005-35001-20M	3.5	1
95005-35xxx-3x	95005-35001-30M	3.5	1
95005-35xxx-4x	95005-35001-10M <95005-35003-10M> <95005-35008-10M>	3.5	1 3 8
95005-35xxx-5x	95005-35001-50M	3.5	1
95005-45xxx-1x	95005-45001-10M <95005-45003-10M> <95005-45008-10M>	4.5	1 3 8
95005-45xxx-2x	95005-45001-20M	4.5	1
95005-45xxx-3x	95005-45001-30M	4.5	1

General purpose hoses			
Standard part No.	Bulk part No.	Bulk part	
		Inner diameter (mm)	Length (m)
95005-45xxx-4x	95005-45001-10M <95005-45003-10M> <95005-45008-10M>	4.5	1 3 8
95005-45xxx-5x	95005-45001-50M	4.5	1
95005-50xxx-3x	95005-50001-30M <95005-50003-30M>	5.0	1 3
95005-50xxx-5x	95005-50001-50M	5.0	1
95005-55xxx-1x	95005-55001-10M <95005-55003-10M> <95005-55008-10M>	5.3	1 3 8
95005-55xxx-2x	95005-55001-20M <95005-55003-20M>	5.3	1 3
95005-55xxx-4x	95005-55001-10M <95005-55003-10M> <95005-55008-10M>	5.3	1 3 8
95005-65xxx-1x	95005-65001-10M <95005-65003-10M>	6.5	1 3
95005-65xxx-2x	95005-65001-20M	6.5	1
95005-70xxx-3x	95005-70001-30M <95005-70003-30M>	7.0	1 3
95005-70xxx-5x	95005-70001-50M	7.0	1
95005-75xxx-1x	95005-75001-10M <95005-75003-10M>	7.3	1 3
95005-75xxx-2x	95005-75001-20M	7.3	1
95005-80xxx-1x	95005-80001-10M <95005-80003-10M>	8.0	1 3
95005-80xxx-2x	95005-80001-20M	8.0	1
95005-80xxx-3x	95005-80001-30M	8.0	1
95005-80xxx-5x	95005-80001-50M	8.0	1
95005-91xxx-3x	95005-91001-30M	12.0	1
95005-91xxx-5x	95005-91001-50M	12.0	1
95005-92xxx-3x	95005-92001-30M	12.0	1
95005-92xxx-5x	95005-92001-50M	12.0	1

NOTE: X is displayed to represent the omitted numerals and letters of the roman alphabet.

⊙ **CAUTION: It is DANGEROUS to confuse the fuel hose with the general purpose hose or vinyl hose.**

Never use a general purpose hose or vinyl hose in place of a fuel hose or vice versa. Always use the correct bulk part in the parts catalogue, according to the service manual or the instructions issued with the bulk part.

• Bulk part number of fuel hose, general purpose hose and vinyl hose.

(Example)

9 5 0 0 1 - 7 5 0 0 1 - 5 0 M

**Bulk part number:** Refers to the bulk part.

**Marking code (hose type):** (fuel hose and general purpose hose)

**Change code (for added hose):** (Vinyl hose)

- Indicates number mark or change sequence, however, the code for the bulk part must be strictly 0 (zero).

**Types of code:**

- Fuel hose
  - 2: Red outside braid (3 mm inside dia. only)
  - 5: Black inside braid
  - 3: Red (3 mm inside dia. only)
  - 4: Ash gray with red stripe (3 mm inside dia. only)
  - 6: Black
- Vinyl hose
  - 1: Clear
  - 2: Black
  - 3: Light red
  - 6: Light red
  - 7: Pale black
- General hose
  - 1: Ash gray
  - 2: Ash gray
  - 3: Black
  - 5: Black

**Lengths:** 001: 1 m (standard)  
003: 3 m  
008: 8 m

**I.D code:** (fuel hose and general purpose hose)

- 30: 3.0 mm
- 35: 3.5 mm
- 45: 4.5 mm
- 50: 5.0 mm
- 55: 5.3 mm, 5.5 mm
- 65: 6.5 mm
- 70: 7.0 mm
- 75: 7.3 mm, 7.5 mm
- 80: 8.0 mm
- 11: 11 mm
- 91: 12 mm (outside dia. 15) mm
- 92: 12 mm (outside dia. 16) mm
- 12: 12 mm (outside dia. 17) mm
- 14: 14 mm
- 17: 17 mm

**ID./OD. code:** (vinyl hose)

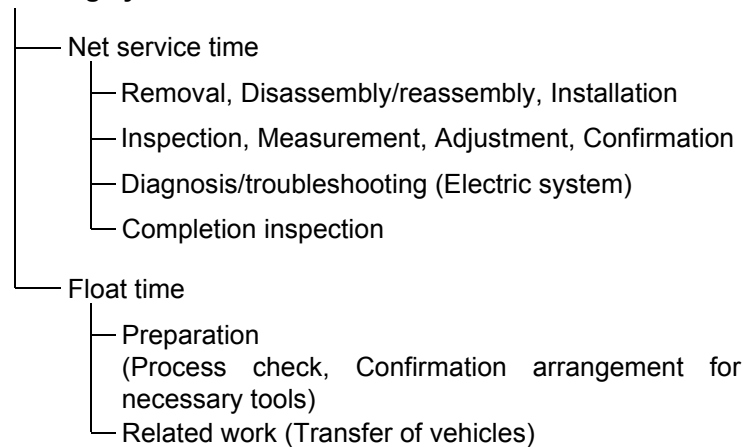
- 01: ID. 2.9, OD. 6.8 mm
- 03: ID. 3.0, OD. 6.0 mm
- 05: ID. 3.5, OD. 6.5 mm
- 07: ID. 4.0, OD. 7.0 mm
- 08: ID. 4.5, OD. 6.5 mm
- 09: ID. 4.5, OD. 8.0 mm
- 12: ID. 5.0, OD. 7.0 mm
- 10: ID. 5.0, OD. 8.0 mm
- 11: ID. 5.0, OD. 9.0 mm
- 14: ID. 6.0, OD. 9.0 mm
- 17: ID. 7.0, OD. 9.0 mm
- 19: ID. 7.0, OD. 11.0 mm
- 21: ID. 8.0, OD. 9.0 mm
- 23: ID. 8.0, OD. 12.0 mm
- 25: ID. 9.0, OD. 11.0 mm
- 27: ID. 9.0, OD. 13.0 mm
- 33: ID. 10.0, OD. 14.0 mm
- 36: ID. 11.0, OD. 13.0 mm
- 37: ID. 11.0, OD. 15.0 mm
- 38: ID. 12.0, OD. 13.0 mm
- 39: ID. 12.0, OD. 14.0 mm
- 40: ID. 12.0, OD. 16.0 mm
- 43: ID. 13.0, OD. 15.0 mm
- 45: ID. 14.0, OD. 18.0 mm
- 50: ID. 16.0, OD. 19.0 mm
- 55: ID. 17.5, OD. 20.5 mm
- 60: ID. 22.0, OD. 27.0 mm

**Hose type:** 1: Fuel hose  
3: Vinyl hose  
5: General hose

## FLAT RATE SERVICE TIME

Flat rate service time (FRT) means the standard time required to service a MC, which is listed in this manual to help the dealers control the actual working process and calculate the service charge by using it as a guide.

### FRT setting system



\* Float time is set by multiplying the net service time by a given coefficient.

### Editorial style

The service items shown in the text are listed with the exchange work time for the repair sales parts as the subject. Other representative service items not using repair parts (removal/installation, adjustment, inspection/measuring, and other work) are listed collectively in the list in the preface, classified according to the work.

### FRT setting standard

- Decimal system (in unit of 0.1) is adopted to set FRT as it is convenient to calculate the wage.  
Example: (0.1) → 6 minutes, (0.2) → 12 minutes  
[Labor cost per hour] x [FRT] = [Wage]
- FRT is set with a hand tool.
- Service items and FRT can be subject to change depending on development of tools and service equipment and improvement in service procedure.

**Work procedure**

- As the work procedure is set with the work time according to the method in the separate Service Manual, refer to this Manual as required.
- Work methods permitting servicing in the shortest time still permitting assurance of safe work and product warranty are used for the setting of service items not listed in the Service Manual.
- Work basically is to be performed by one person, and when two or more people are required, setting is done as the total time for the number of people.
- The set value for the technological level of the workers uses a person with three years of experience in the repair of Honda vehicles as the standard.
- Special tools and service equipment used to set FRT are those specified or recommended in Service Manual.

**Service item whose FRT is not presented**

- Accessories and service parts that are not listed to use in this manual.
  - Locations with little aging deterioration or breakage during normal use.
  - Service work that can be finished by one touch.
  - Service work that is seldom done (i.e. extremely small causes of trouble and service frequency).
- \* When FRT is not presented, please calculate wages based on appropriate actual work time

**Operation not included of FRT**

- Oil and coolant water draining, Waiting time for warming up operation and etc..
- Additional operation that involves removal/installation of standard exterior equipment.
- Indirect time spent for service by visiting the customer, trade-in, and delivery of a MC.
- Indirect time required for ordering and delivery of parts.
- Cost for grease, adhesive agent, etc. used for service work.

**Explanation of FRT by using an example  
(The example may differ from the actual presented items)**

Ref. No.	L.O.N.	(Relative ref. Number) Description	F.R.T.
②	111118	(1, 3, 4, 7) CAMSHAFT ..... 4.5	②
③	111118A	⑥ • Includes: Valve clearance adjustment Replace rocker arm add ..... 1.0	⑤

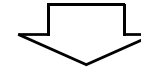
- ① Reference No. of the illustration of part that shows location of the replacement work.
- ② FRT is an abbreviation of Flat Rate Time indicating the standard service time required for the replacement.
- ③ LON is an abbreviation of Labor Operation Number, and it is a classification of the service items by the work unit code.  
  
The same operation code is used regardless of the models.  
  
Standard operation is indicated with 6 digits code, and additional operation is indicated with 7 digits code.
- ④ Indicating the camshaft replacement and FRT4.5.
- ⑤ Indicating FRT1.0 that will be added when additional operation (replace rocker arm) is done in association with camshaft replacement.

- ⑥ Indicating work contents that are included in the service item.
- ⑦ Indicating a reference No. whose operation and time are the same as FRT4.5 for the camshaft.

(The application range is limited to the service items without an LON setting within a same block.)

**How to refer to the service item by using the sample  
(camshaft replacement)**

Open to the page of the block where the camshaft's spare part illustration is shown.



Look for the camshaft illustration, and refer to the service item and FRT that agree with the reference No.

Indication mark for the listing of service items that continues to the following page

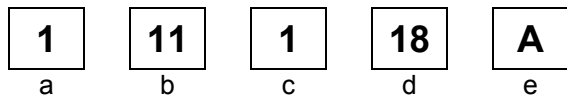
Ref. No.	L.O.N.	(Relative ref. Number) Description	F.R.T.
2	111118	CAMSHAFT .....	4.5
	.	.	.
	.	.	.
+			

Mark indicated at the last line.

Indication of the block with no setting of FRT

Ref. No.	L.O.N.	(Relative ref. Number) Description	F.R.T.
NO INFORMATION .....			

• LON code system



- a) Category code..... Engine
- b) Location/function code ..... Engine upper
- c) Operation code..... Replace
- d) Operation sequence number (Unit code can be shown with alphabet) ..... camshaft (No regular rule of code)
- e) Additional code ..... replace rocker arm (No regular rule of code)



a) Category codes and classification

Code	Category
1	Engine
2	Transmission
3	Fuel & Exhaust
4	Frame & Body
5	Steering/Suspension
6	Electrical
7	Wheels/Brakes
8	Controls/instrument
9	-
0	-

c) Operation codes and classification

Code	Operation category
1	Replace, Removal/Installation, Change
2	Overhaul
3	Adjust, Balance
4	(Paint-related work: Top-coat)
5	Test, Inspect/diagnose, Measurement, Check
6	(Overhaul-related work: Rebore)
7	(Overhaul-related work: Reseal)
8	(Resurface)
9	(Paint-related work: Refinish)
0	Repair, Cleaning, Air bleeding

Major service items without using spare parts

(1) Removal/Installation, (2) Adjustment,  
(3) Inspection/Masurement, (4) Overhaul, (5) Other work

E: Engine, F: Frame

#### \* OPERATIONS OTHER THAN REPLACING PARTS

##### (1) Removal and installation

Set for the configuration with the parts removed from the vehicle.

	LON	DESCRIPTION	FRT
E	1101E5	<b>TILTING ENGINE ASSEMBLY-REMOVAL/INSTALLATION</b> INCLUDES: All necessary adjustment	1.5
	1111K0	<b>CYLINDER HEAD ASSEMBLY-REMOVAL/INSTALLATION</b> INCLUDES: Engine removal and installation	1.7
	3111D6	<b>CARBURETOR ASSEMBLY-REMOVAL/INSTALLATION</b>	0.4
	1101E6	<b>CRANKCASE SEPARATION</b> INCLUDES: Engine removal and installation	3.2

##### (2) Adjustment

	LON	DESCRIPTION	FRT
E	3113A0	<b>CARBURETOR IDLE-ADJUSTMENT</b>	0.1
	2123A0	<b>CLUTCH-ADJUSTMENT</b> INCLUDES: Clutch lever adjustment	0.1
	6143A1	<b>SPARK PLUG-ADJUSTMENT/CLEANING</b>	0.1
	1113A0	<b>VALVE CLEARANCE-ADJUSTMENT</b> NOTE: For 1 vehicle	0.5
F	6163A0	<b>HEADLIGHT-AIMING</b>	0.1
	2133A0	<b>DRIVE CHAIN-ADJUSTMENT</b>	0.1
	7113A0	<b>FRONT BRAKE-ADJUSTMENT</b> EXCLUDES: Front brake shoe adjustment	0.1
	7113A1	<b>REAR BRAKE-ADJUSTMENT</b> EXCLUDES: Rear brake shoe adjustment	0.1

F	3113A3	<b>THROTTLE OPERATION-ADJUSTMENT</b>	0.1
---	--------	--------------------------------------	-----

##### (3) Inspection, Measurement

	LON	DESCRIPTION	FRT
E	1115A0	<b>COMPRESSION PRESSURE-MEASUREMENT</b>	0.1
	3115A0	<b>CARBURETOR FLOAT LEVEL-MEASUREMENT</b>	0.6
	6145A0	<b>IGNITION TIMING-INSPECTION</b>	0.2
F	6105A0	<b>BATTERY-CHECKING OF ELECTROLYTE LEVEL &amp; CHARGE</b>	0.2

##### (4) Overhaul

Work condition: The required Measurements, inspections, adjustments, and cleaning/washing of each part are performed, including the main body removal/installation work and the replacement of defective parts.

	LON	DESCRIPTION	FRT
E	311200	<b>CARBURETOR-OVERHAUL</b> INCLUDES: All necessary adjustment	0.8

##### (5) Other work

	LON	DESCRIPTION	FRT
E	1130A1	<b>OIL FILTER SCREEN-CLEANING</b>	0.3
F	3120A0	<b>CLEANER ELEMENT-CLEANING</b>	0.2

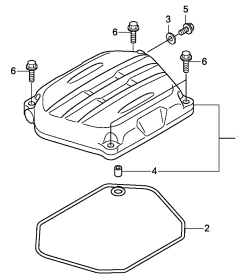
# ENGINE GROUP

**C10**

**E-1**

CYLINDER HEAD COVER

**E 1**

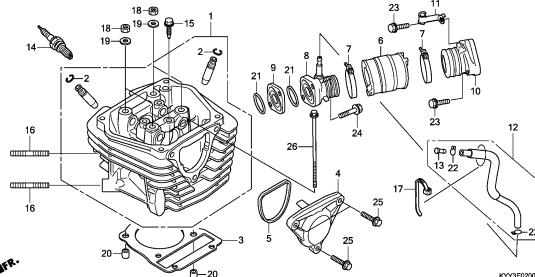


KYY3E2100

**E-2**

CYLINDER HEAD

**E 2**

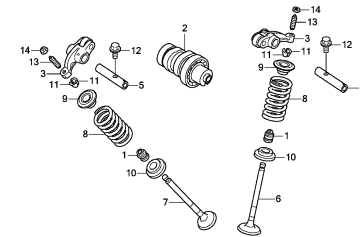


KYY3E2200

**E-3**

CAMSHAFT/VALVE

**E 4**

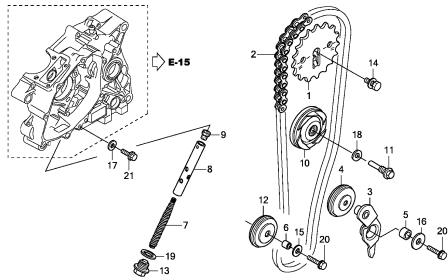


KYY3E0300

**E-4**

CAM CHAIN/TENSIONER

**E 6**

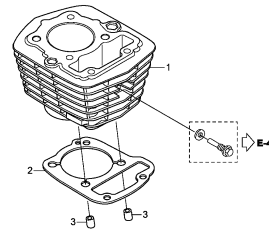


KYY3E0400

**E-5**

CYLINDER

**E 7**

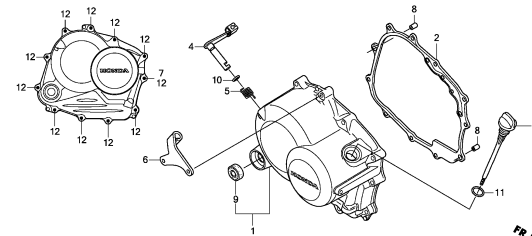


KYY3E0500

**E-6**

RIGHT CRANKCASE COVER

**E 8**

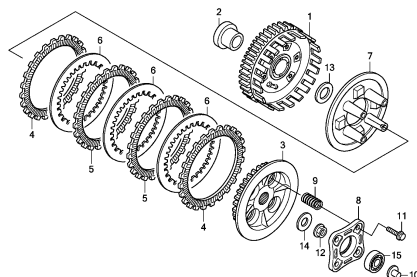


KYY3E0600

**E-8**

CLUTCH

**E 9**

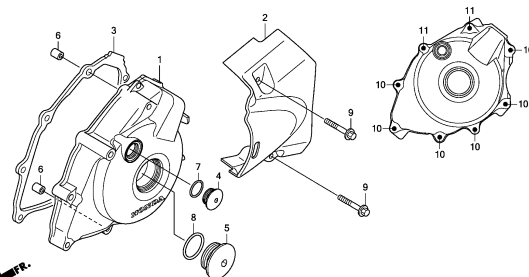


KYY3E0800

**E-10**

LEFT CRANKCASE COVER

**E10**

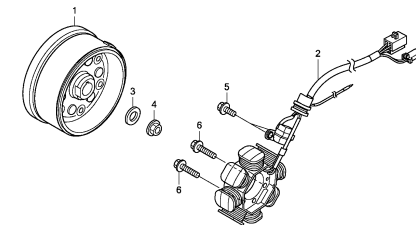


KYY3E1000

**E-11**

GENERATOR

**E11**



KYY3E1100

**2**

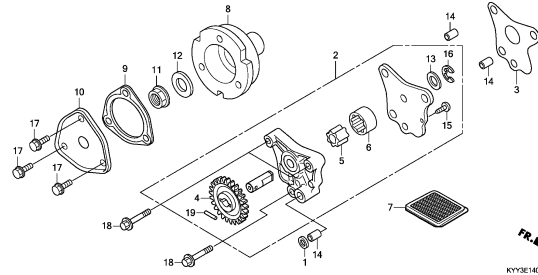
# ENGINE GROUP

**C11**

**E-14**

OIL PUMP

**E12**

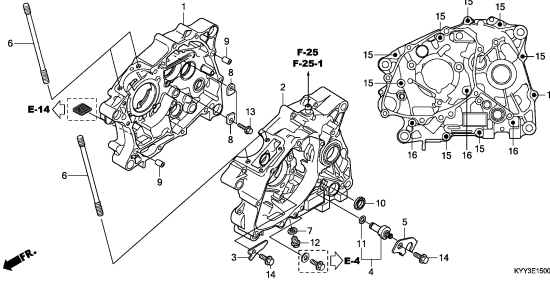


KYY3E1400

**E-15**

CRANKCASE

**E13**

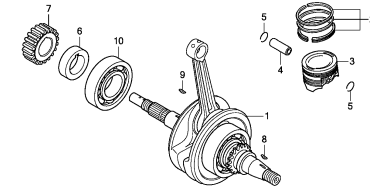


KYY3E1500

**E-16**

CRANKSHAFT/PISTON

**E14**

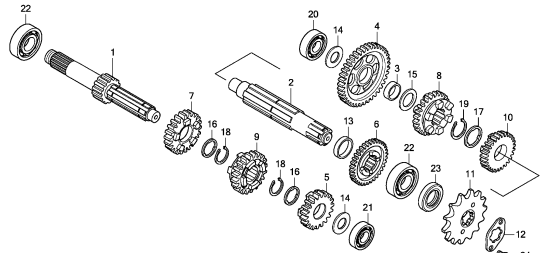


KYY3E1600

**E-17**

TRANSMISSION

**E15**

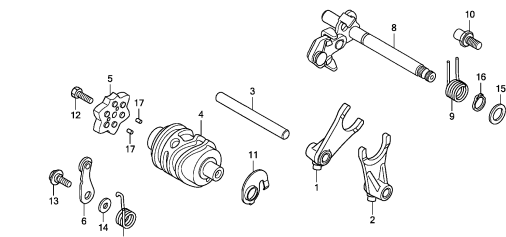


KYY3E1700

**E-19**

GEARSHIFT DRUM

**F 1**

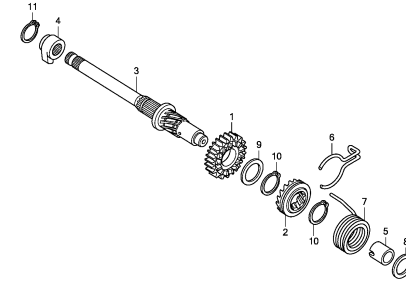


KYY3E1900

**E-20**

KICK STARTER SPINDLE

**F 2**

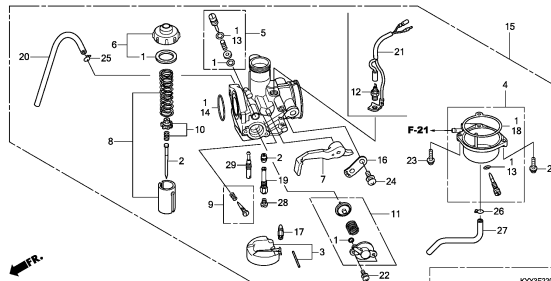


KYY3E2000

**E-22**

CARBURETOR(1)

**F 3**

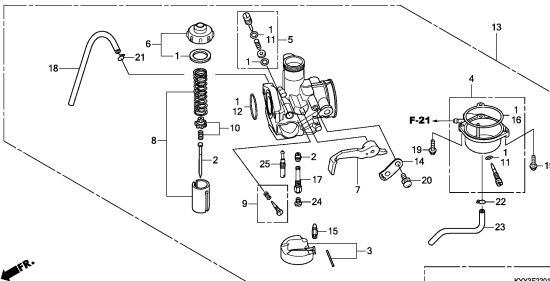


KYY3E2200

**E-22-1**

CARBURETOR(2)

**F 5**



KYY3E2201

**2**

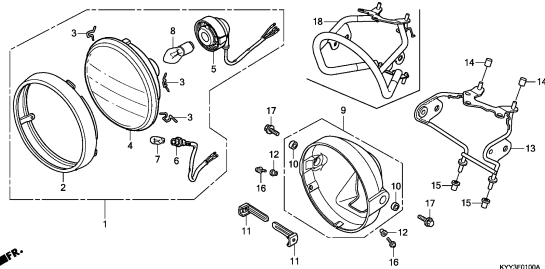
# FRAME GROUP

**C12**

**F-1**

HEADLIGHT(1)

**G 1**

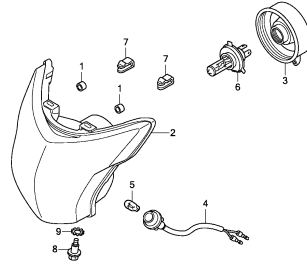


KYY3F0100A

**F-1-1**

HEADLIGHT(2)

**G 3**

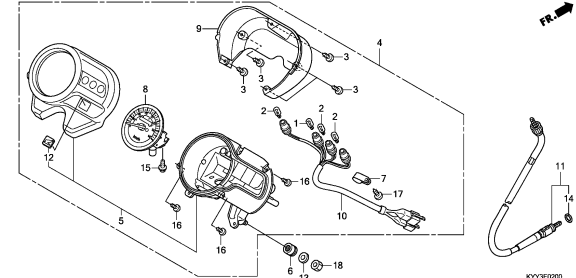


KYY3F0101

**F-2**

METER(1)

**G 4**

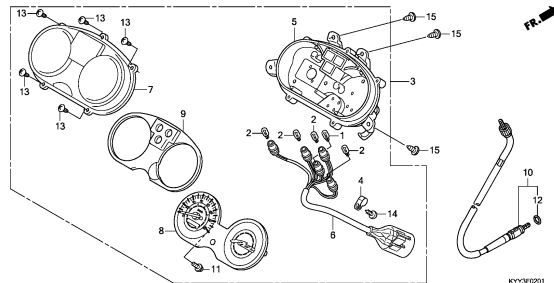


KYY3F0200

**F-2-1**

METER(2)

**G 6**

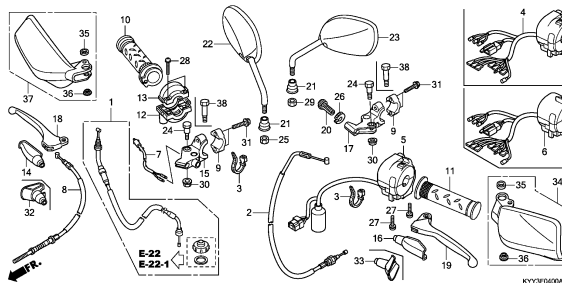


KYY3F0201

**F-4**

HANDLE LEVER/SWITCH/CABLE

**G 7**

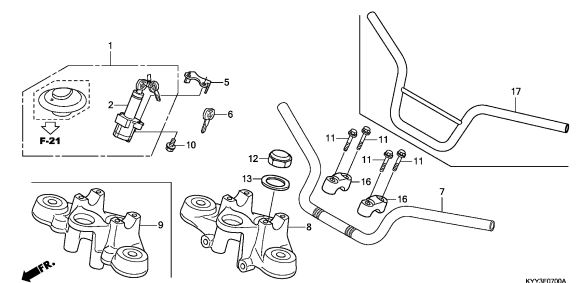


KYY3F0400A

**F-7**

HANDLE PIPE/TOP BRIDGE

**G10**

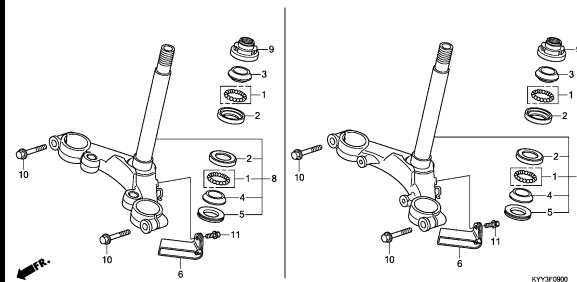


KYY3F0700A

**F-9**

STEERING STEM(1)

**G11**

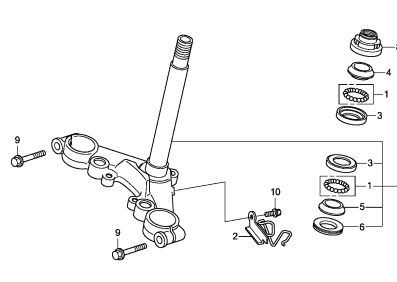


KYY3F0900

**F-9-1**

STEERING STEM(2)

**G12**

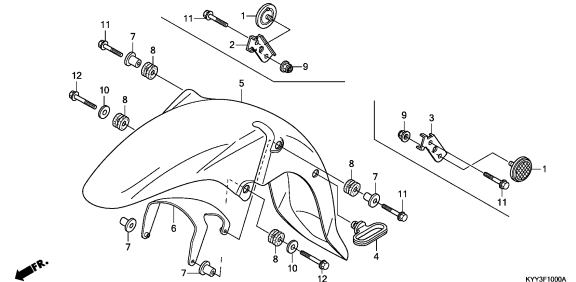


KYY3F0901

**F-10**

FRONT FENDER(1)

**G13**



KYY3F1000A

**3**

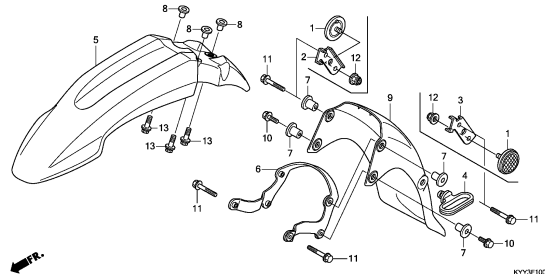
# FRAME GROUP

**C13**

**F-10-1**

FRONT FENDER(2)

**G14**

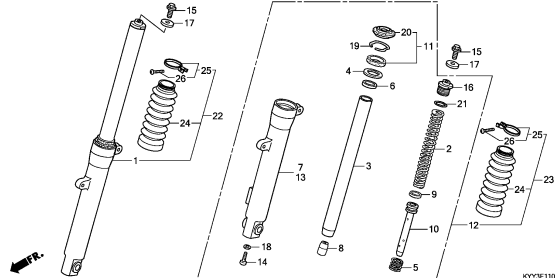


KYY3F1001

**F-11**

FRONT FORK

**G15**

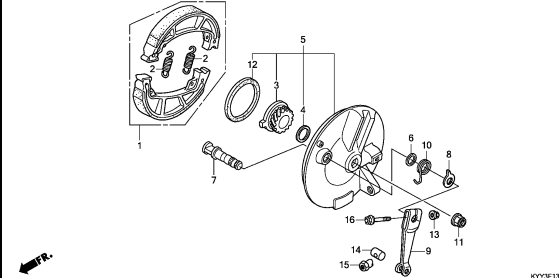


KYY3F1100A

**F-13**

FRONT BRAKE PANEL

**H 1**

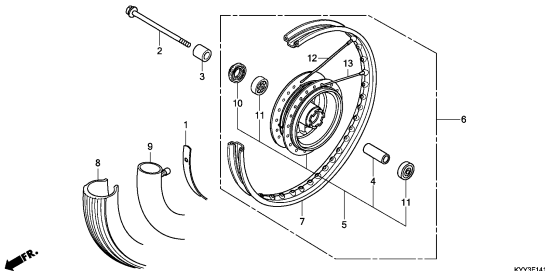


KYY3F1300

**F-14-10**

FRONT WHEEL(SPOKE)

**H 2**

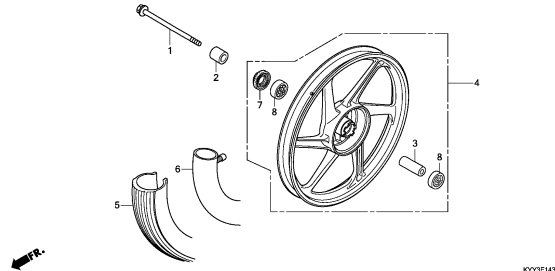


KYY3F1410

**F-14-30**

FRONT WHEEL(CAST)

**H 4**

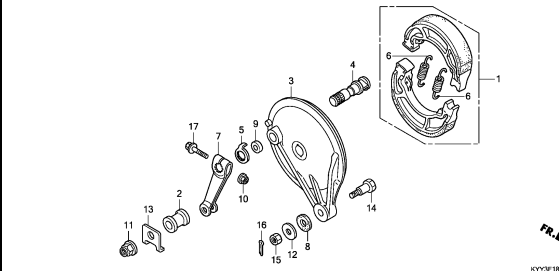


KYY3F1430

**F-18**

REAR BRAKE PANEL

**H 5**

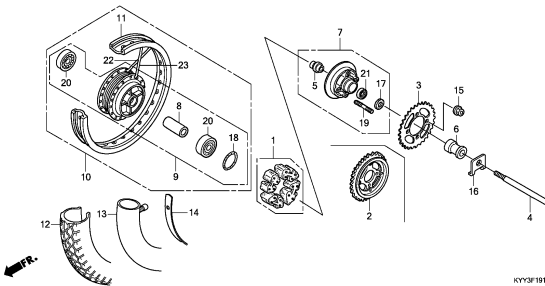


KYY3F1800

**F-19-10**

REAR WHEEL(SPOKE)

**H 6**

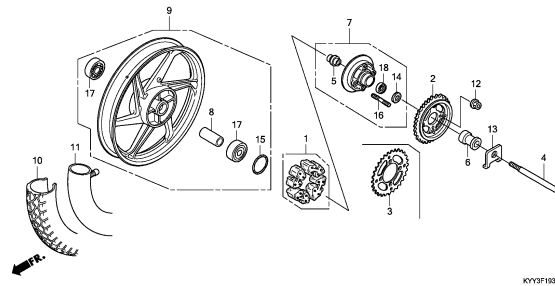


KYY3F1910

**F-19-30**

REAR WHEEL(CAST)

**H 8**

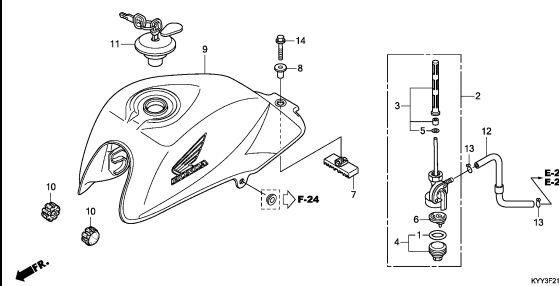


KYY3F1930

**F-21**

FUEL TANK

**H10**



KYY3F2100

**3**

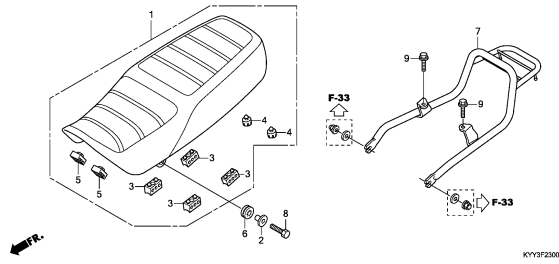
# FRAME GROUP

**C14**

**F-23**

SEAT/REAR COWL(1)

**H11**

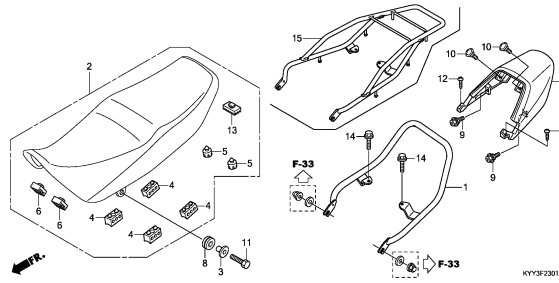


KYY3F2300

**F-23-1**

SEAT/REAR COWL(2)

**H12**

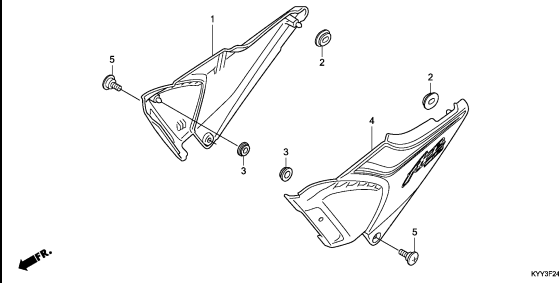


KYY3F2301A

**F-24**

SIDE COVER

**H14**

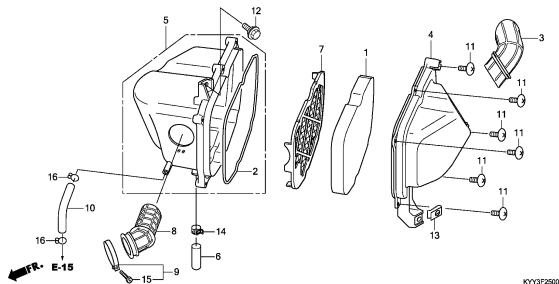


KYY3F2400

**F-25**

AIR CLEANER(1)

**H15**

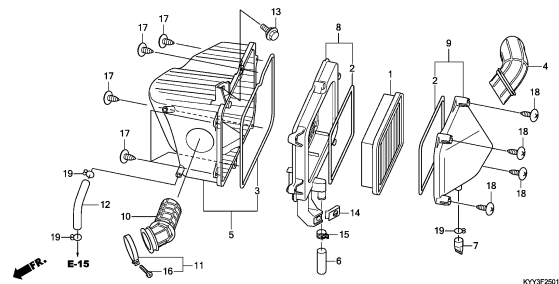


KYY3F2500

**F-25-1**

AIR CLEANER(2)

**H16**

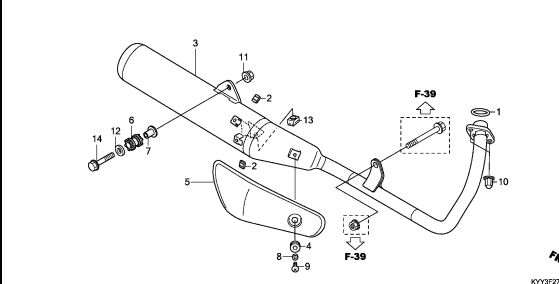


KYY3F2501

**F-27**

EXHAUST MUFFLER(1)

**I 1**

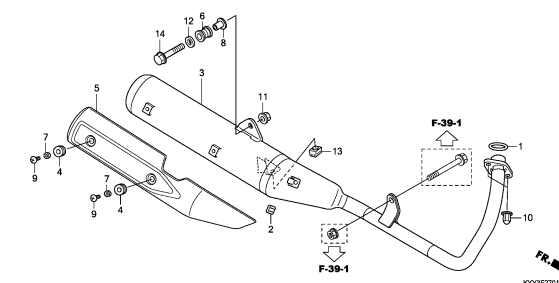


KYY3F2700

**F-27-1**

EXHAUST MUFFLER(2)

**I 2**

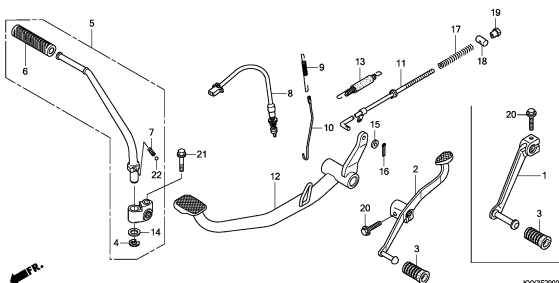


KYY3F2701

**F-29**

PEDAL/KICK STARTER

**I 4**

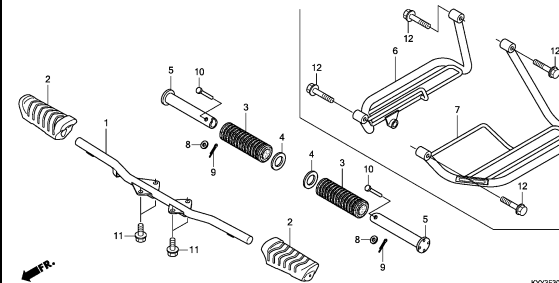


KYY3F2900

**F-30**

STEP

**I 5**



KYY3F3000

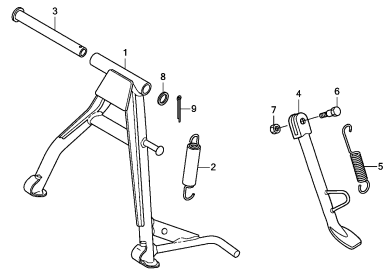
# FRAME GROUP

C15

F-31

STAND

I 6

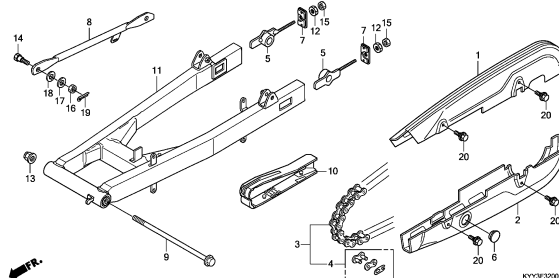


KYY3F3100

F-32

SWINGARM(1)

I 7

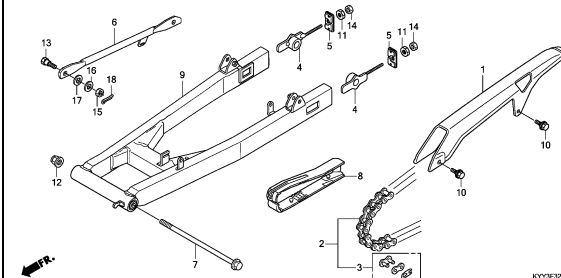


KYY3F3200

F-32-1

SWINGARM(2)

I 9

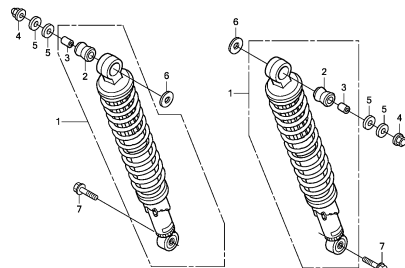


KYY3F3201

F-33

REAR CUSHION

I10

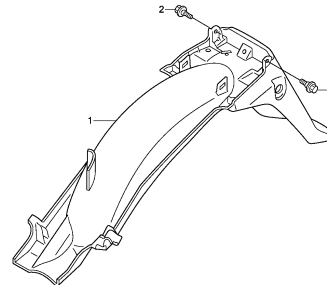


KYY3F3300

F-34

REAR FENDER(1)

I11

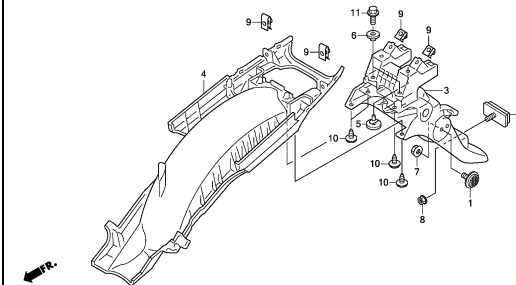


KYY3F3400

F-34-1

REAR FENDER(2)

I12

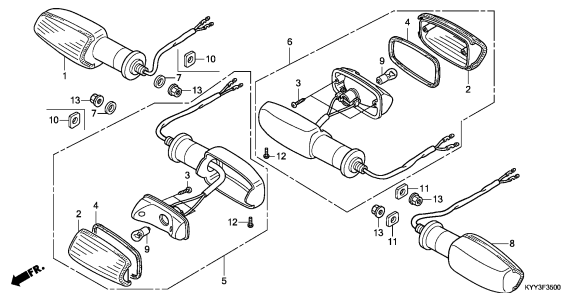


KYY3F3401

F-35

WINKER

I13

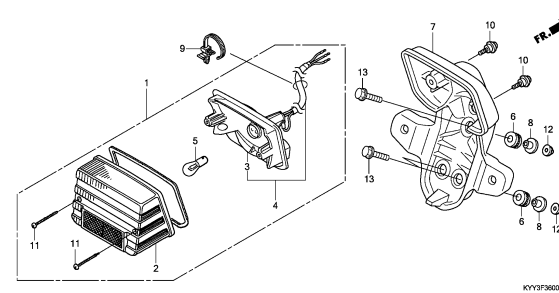


KYY3F3500

F-36

TAILLIGHT(1)

I14

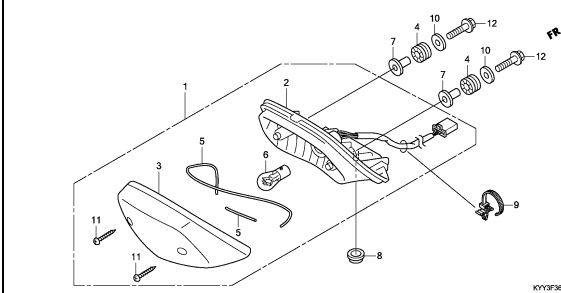


KYY3F3600

F-36-1

TAILLIGHT(2)

I15



KYY3F3601

3

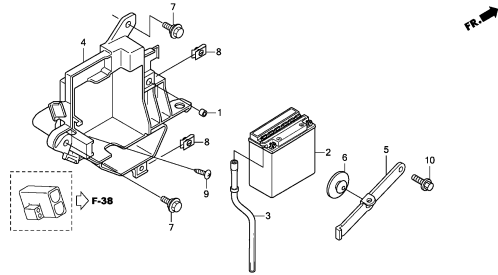
# FRAME GROUP

C16

F-37

BATTERY

I16

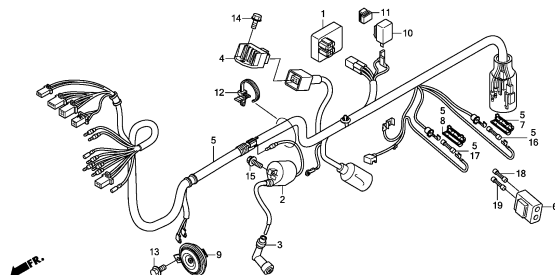


KYY3F3700

F-38

WIRE HARNESS

J 1

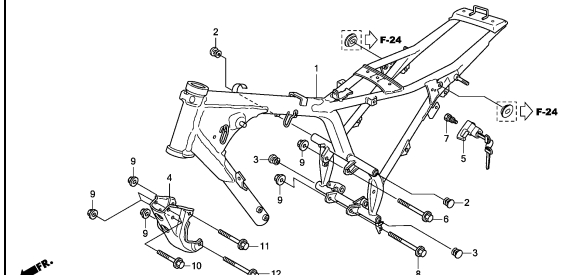


KYY3F3800A

F-39

FRAME BODY(1)

J 2

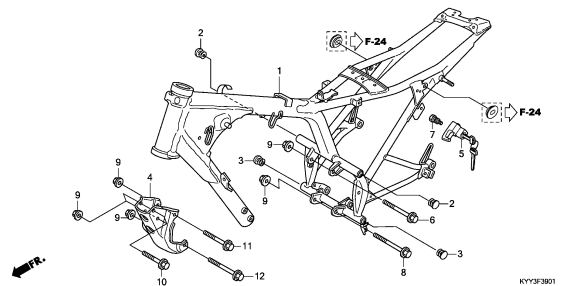


KYY3F3900

F-39-1

FRAME BODY(2)

J 3

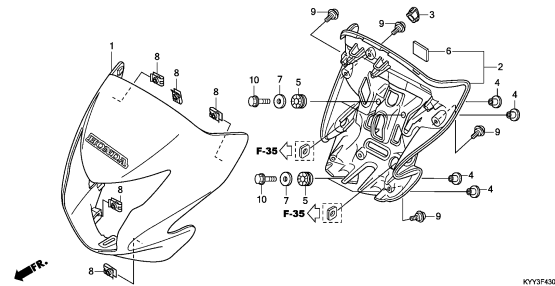


KYY3F3901

F-43

FRONT VISOR

J 4

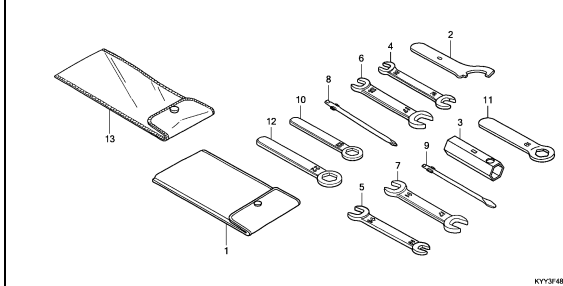


KYY3F4300

F-48

TOOLS

J 5

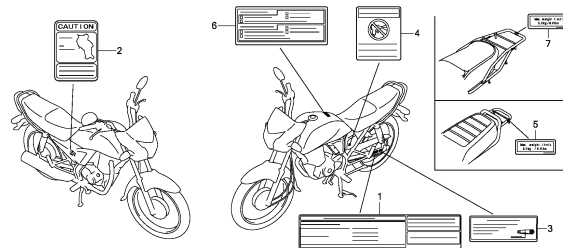


KYY3F4800

F-49

CAUTION LABEL

J 6

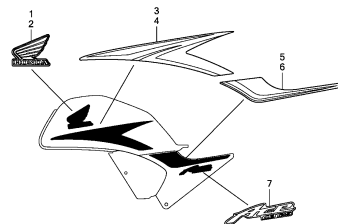


KYY3F4900A

F-50

MARK/STRIPE(1)

J 7

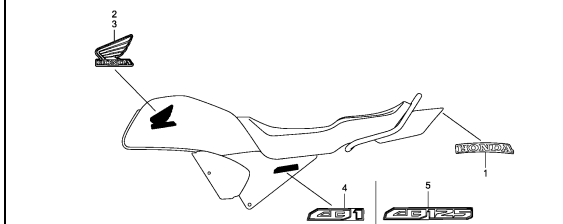


KYY3F5000

F-50-1

MARK/STRIPE(2)

J 8



KYY3F5001

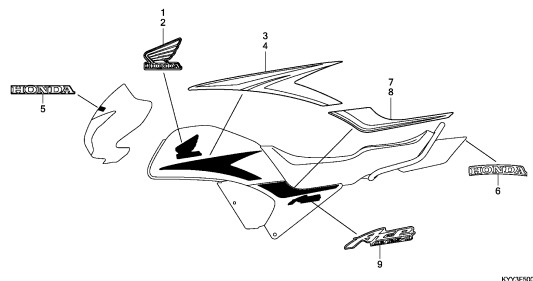
# FRAME GROUP

D 1

F-50-2

J 9

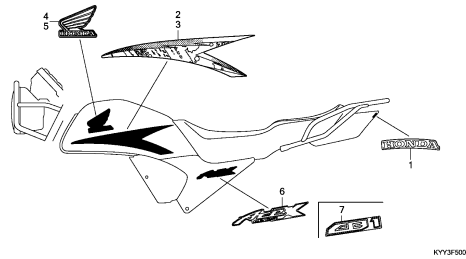
MARK/STRIPE(3)



F-50-3

J10

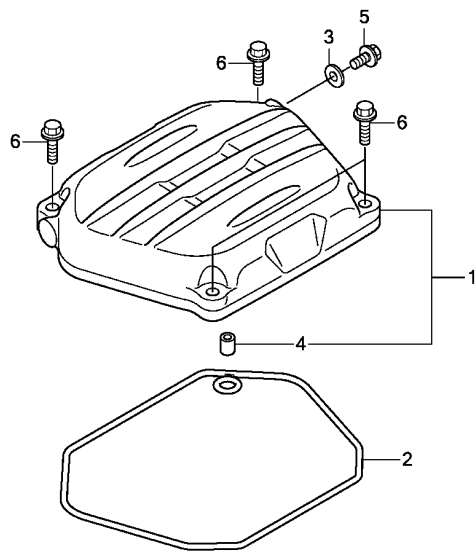
MARK/STRIPE(4)



3

E-1

CYLINDER HEAD COVER

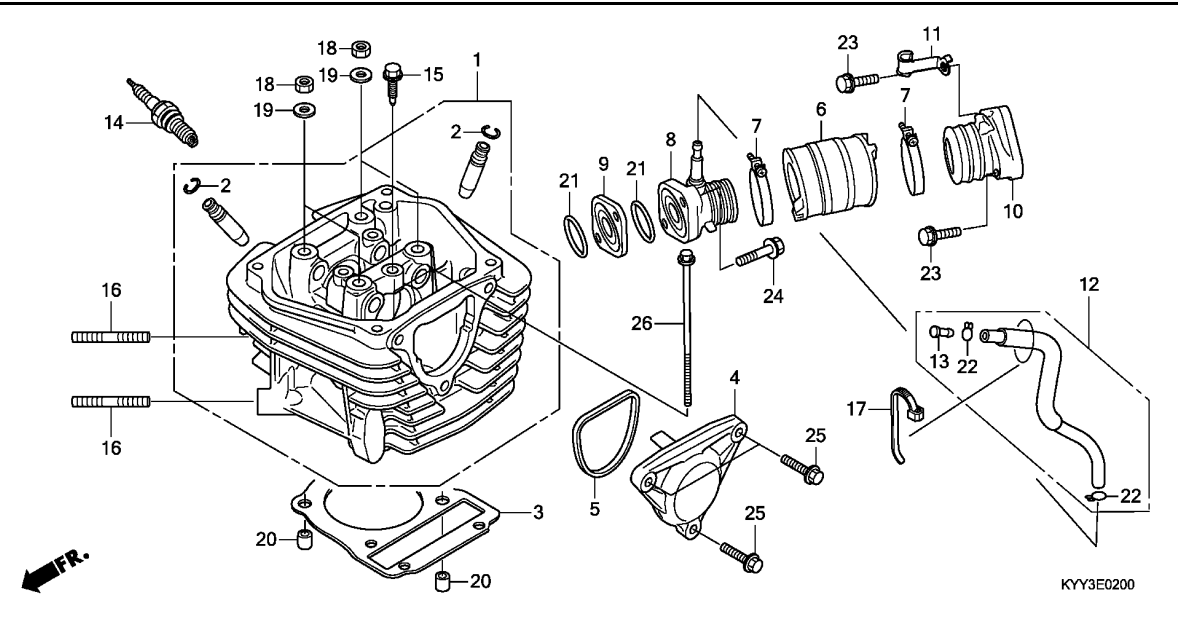


KYY3E0100

Ref. No.	L.O.N.	(Relative ref. Number) Description	F.R.T.
1	1111C4	COVER, CYLINDER HEAD .....	0.2
2	1111D2	GASKET, CYLINDER HEAD COVER ..	0.2

Ref. No.	Part No.	Description	Reqd. QTY		Serial No.	Parts catalogue code
			CGX125SH C	D		
1	12310-KYY-970	COVER COMP., CYLINDER HEAD ..	1	1		
2	12391-KYY-900	GASKET, HEAD COVER .....	1	1		
3	90463-KRM-840	WASHER, SEALING, 6.2X12X1.2 ..	1	1		
4	94301-08100	DOWEL PIN, 8X10 .....	1	1		
5	96001-06014-00	BOLT, FLANGE, 6X14 .....	1	1		
6	96001-06025-00	BOLT, FLANGE, 6X25 .....	4	4		

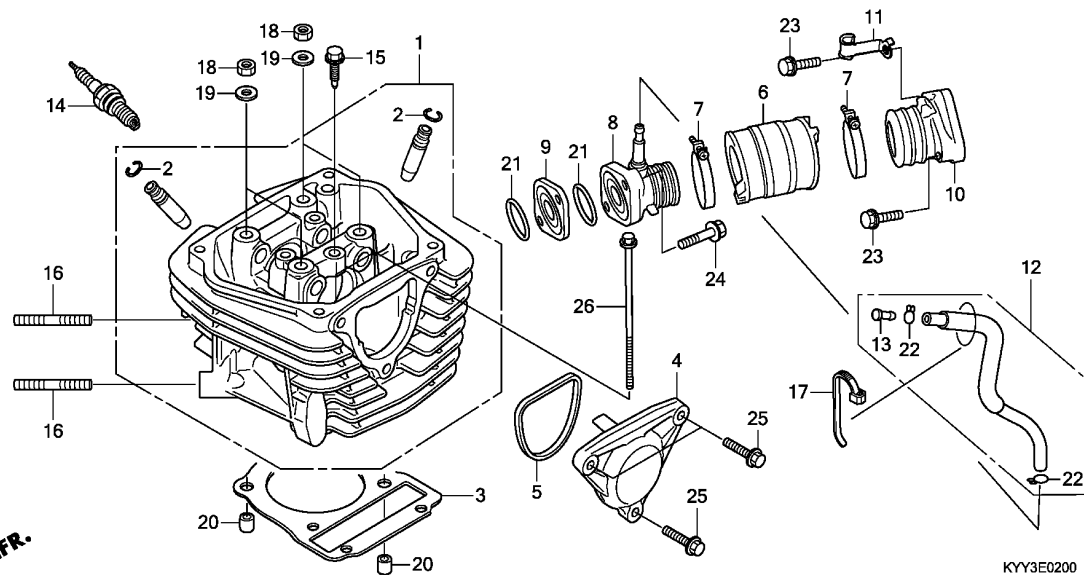
2



Ref. No.	L.O.N.	(Relative ref. Number) Description	F.R.T.
1	111106	HEAD, CYLINDER ..... .INCLUDES: Engine removal and installation .INCLUDES: Valve adjust and reface	2.6
3	111115	GASKET, CYLINDER HEAD ..... .INCLUDES: Engine removal and installation	1.7
4	1111D0	COVER, CYLINDER HEAD SIDE :LEFT ..... (8,9,21)	0.1
6	311131	INSULATOR, THROTTLE BODY/ CARBURETOR .....	0.4
10	111107	MANIFOLD, INTAKE .....	0.5
14	614130	PLUG, SPARK .....	0.1

Ref. No.	Part No.	Description	Reqd. QTY	Serial No.	Parts catalogue code
			CGX125SH C D		
1	12200-KYY-970	HEAD COMP., CYLINDER .....	1	1	
2	12206-KPL-900	CLIP, VALVE GUIDE .....	2	2	
3	12251-KYY-901	GASKET, CYLINDER HEAD .....	1	1	
4	12341-KYY-900	COVER, CYLINDER HEAD L. SIDE	1	1	
5	12395-KYY-900	GASKET, L. CYLINDER HEAD SIDE COVER	1	1	
6	16211-KYY-900	INSULATOR, CARBURETOR .....	1	1	
7	16217-KYY-900	BAND, INSULATOR .....	2	2	
8	17110-KYY-903	PIPE COMP A, INLET .....	1	1	
9	17113-KYY-901	INSULATOR, INLET PIPE A .....	1	1	
10	17115-KYY-900	PIPE B, INLET .....	1	1	
11	17116-KYY-902	CLAMPER, FUEL HOSE .....	1	1	
12	18611-KYY-970	TUBE ASSY., INTAKE .....	1	1	
13	18612-KYY-970	CAP, INTAKE .....	1	1	
14	31916-KPH-901	PLUG, SPARK(CPR6EA-9)(NGK) ..	1	1	
	31917-KPH-901	PLUG, SPARK(CPR7EA-9)(NGK) ..	(1)	(1)	
15	90014-KYY-900	BOLT, SPECIAL, 6X21 .....	1	1	
16	90035-KRM-840	BOLT, STUD, 8X22 .....	2	2	
17	90111-GFC-J31	BAND, WIRE HARNESS .....	1	1	
18	90201-GCC-000	NUT, HEX., 7MM .....	4	4	
19	90401-GFM-900	WASHER, 7.2X16X2.5 .....	4	4	
20	90701-KVR-C00	DOWEL PIN, SPECIAL, 8X14 .....	2	2	
21	91313-KVR-C00	O-RING, 27X2.0 .....	2	2	
22	95002-02070	CLIP, TUBE(B7) .....	2	2	
23	95701-06022-00	BOLT, FLANGE, 6X22 .....	2	2	

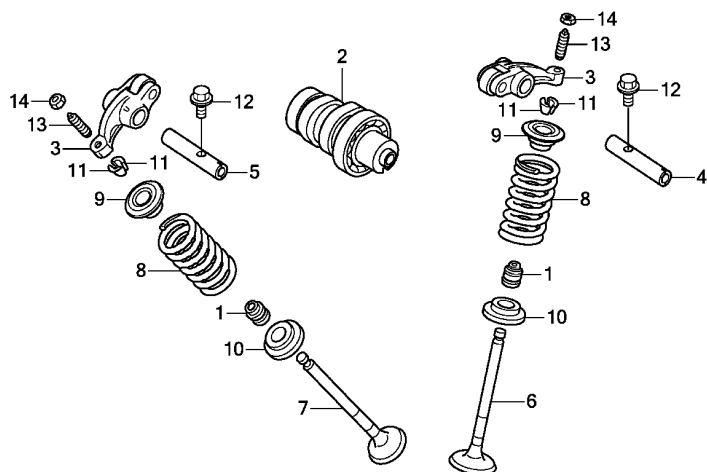




KYY3E0200

Ref. No.	Part No.	Description	Reqd. QTY		Serial No.	Parts catalogue code
			CGX125SH	C D		

24	95701-06030-00	BOLT, FLANGE, 6X30 .....	2	2		
25	96001-06025-00	BOLT, FLANGE, 6X25 .....	3	3		
26	96001-06110-00	BOLT, FLANGE, 6X110 .....	2	2		



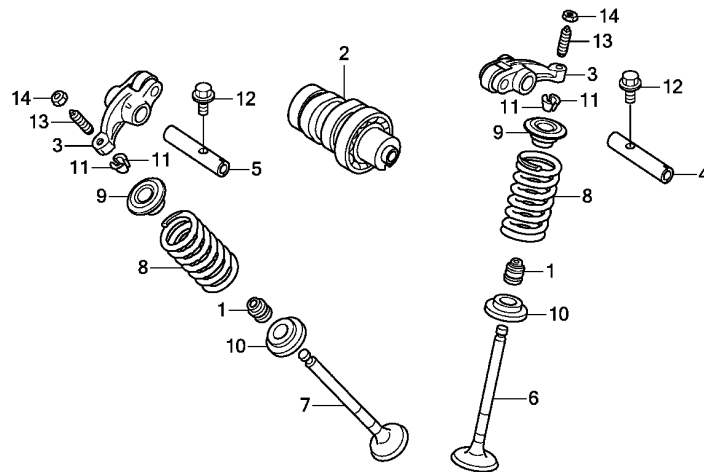
FR.

KYY3E0300

Ref. No.	L.O.N.	(Relative ref. Number) Description	F.R.T.
2	111118	CAMSHAFT ..... .INCLUDES: Valve adjustment (4,5)	0.7
3	1111K8	ARM, INTAKE VALVE ROCKER(ONE) .INCLUDES: Engine removal and installation .INCLUDES: Valve adjustment	1.9
	1111K9	ARM, EXHAUST VALVE ROCKER(ONE) .INCLUDES: Engine removal and installation .INCLUDES: Valve adjustment	1.9
	1111L8	ARM, VALVE ROCKER :FOR 1 VEHICLE ..... .INCLUDES: Engine removal and installation .INCLUDES: Valve adjustment	1.9
6	1111N0	VALVE, INTAKE(ONE) ..... .INCLUDES: Engine removal and installation .INCLUDES: Refacing	2.2
7	1111N1	VALVE, EXHAUST(ONE) ..... .INCLUDES: Engine removal and installation .INCLUDES: Refacing	2.2
+	1111P0	VALVE :FOR 1 VEHICLE ..... .INCLUDES: Refacing	2.4

Ref. No.	Part No.	Description	Reqd. QTY		Serial No.	Parts catalogue code
			CGX125SH	C D		
1	12209-GB4-681	SEAL, VALVE STEM(NOK) .....	2	2		
	12209-GB4-682	SEAL, VALVE STEM(ARAI) .....	2	2		
2	14100-KYY-900	CAMSHAFT COMP. ....	1	1		
3	14430-GGC-900	ARM COMP., IN. VALVE ROCKER (IN./EX.)	2	2		
4	14451-KYY-900	SHAFT, IN. ROCKER ARM .....	1	1		
5	14452-KYY-900	SHAFT, EX. ROCKER ARM .....	1	1		
6	14711-KWB-600	VALVE, IN. ....	1	1		
7	14721-KVY-900	VALVE, EX. ....	1	1		
8	14751-GGC-900	SPRING, VALVE .....	2	2		
9	14771-GB4-680	RETAINER, VALVE SPRING .....	2	2		
10	14775-KVY-900	SEAT, VALVE SPRING .....	2	2		
11	14781-KSY-900	COTTER, VALVE .....	4	4		
12	90002-KRM-840	BOLT, FLANGE, 5X14 .....	2	2		
13	90012-KYY-900	SCREW, TAPPET ADJUSTING .....	2	2		
14	90206-001-000	NUT, TAPPET ADJUSTING .....	2	2		

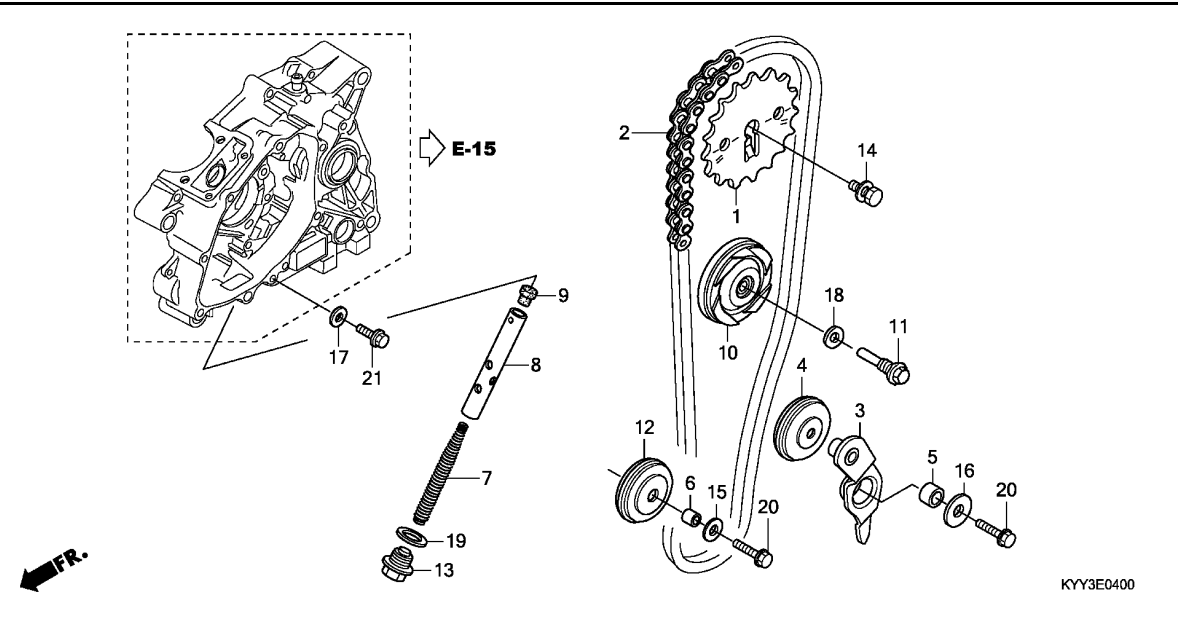




FR.

KYY3E0300

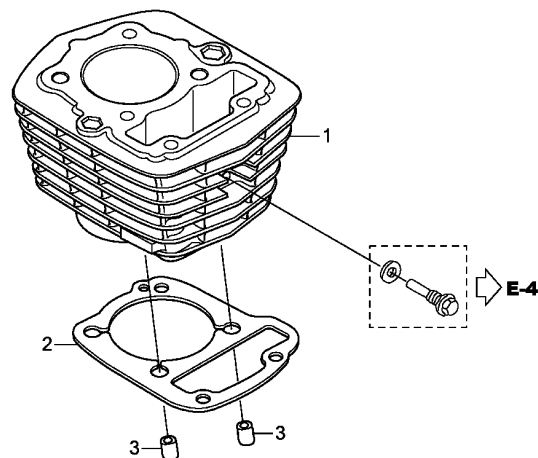
Ref. No.	L.O.N.	(Relative ref. Number) Description	F.R.T.
+ 7		.INCLUDES: Engine removal and installation .INCLUDES: Refacing (1,9,10,11)	
8	1111P2	INTAKE VALVE SPRING AND/OR STEM SEAL(ONE) .....	2.0
	1111P3	EXHAUST VALVE SPRING AND/OR STEM SEAL(ONE) .....	2.0
	1111Q2	VALVE SPRING AND/OR STEM SEAL :FOR 1 VEHICLE .....	2.1



Ref. No.	L.O.N.	(Relative ref. Number) Description	F.R.T.
1	1111Q4	SPROCKET, CAM .....	0.5
2	110140	CHAIN, CAM .....	0.9
3	111151	ARM, CAM CHAIN TENSIONER .....	0.4
4	111148	ROLLER(S), CAM CHAIN TENSIONER (19)	0.4
7	111136	SPRING, CAM CHAIN TENSIONER .. (9)	0.1
8	1111Q3	ROD, CAM CHAIN TENSIONER PUSH	0.2
10	1111G4	ROLLER, CAM CHAIN GUIDE .....	0.4
12	1111J0	SPROCKET, CAM CHAIN GUIDE ....	0.4

Ref. No.	Part No.	Description	Reqd. QTY	Serial No.	Parts catalogue code
			CGX125SH C D		
1	14321-KYY-900	SPROCKET, CAM(32T) .....	1	1	
2	14401-KYY-901	CHAIN, CAM(90L) .....	1	1	
3	14500-KYY-900	ARM COMP., CAM CHAIN TENSIONER	1	1	
4	14502-KYY-900	ROLLER, CAM CHAIN TENSIONER -	1	1	
5	14531-KYY-900	COLLAR, CAM CHAIN TENSIONER -	1	1	
6	14532-KWS-900	COLLAR, CAM CHAIN ROLLER ....	1	1	
7	14541-GB4-681	SPRING, CAM CHAIN TENSIONER -	1	1	
8	14550-KYY-900	PUSH ROD COMP., TENSIONER ...	1	1	
9	14566-086-030	HEAD, CAM CHAIN TENSIONER PUSH ROD	1	1	
10	14610-KWB-600	ROLLER COMP., CAM CHAIN GUIDE	1	1	
11	14615-KFL-850	PIN, GUIDE ROLLER .....	1	1	
12	14670-KYY-900	ROLLER COMP., CAM CHAIN GUIDE	1	1	
13	90081-035-000	BOLT, SEALING, 14MM .....	1	1	
14	90082-KYY-900	BOLT, WASHER, 8X22 .....	1	1	
15	90401-KYY-900	WASHER, PLAIN, 6.5X15 .....	1	1	
16	90404-KYY-900	WASHER, 6.5X26X2.3 .....	1	1	
17	90463-KRM-840	WASHER, SEALING, 6.2X12X1.2 -	1	1	
18	90475-KWB-600	WASHER, 8MM .....	1	1	
19	90544-KFO-000	WASHER, SEALING, 14MM .....	1	1	
20	95701-06025-00	BOLT, FLANGE, 6X25 .....	2	2	
21	96001-06014-00	BOLT, FLANGE, 6X14 .....	1	1	





FR.

KYY3E0500

Ref. No.	L.O.N.	(Relative ref. Number) Description	F.R.T.
1	1111A5	CYLINDER ..... .INCLUDES: Engine removal and installation	1.9
2	111102	GASKET, CYLINDER ..... .INCLUDES: Engine removal and installation	1.8

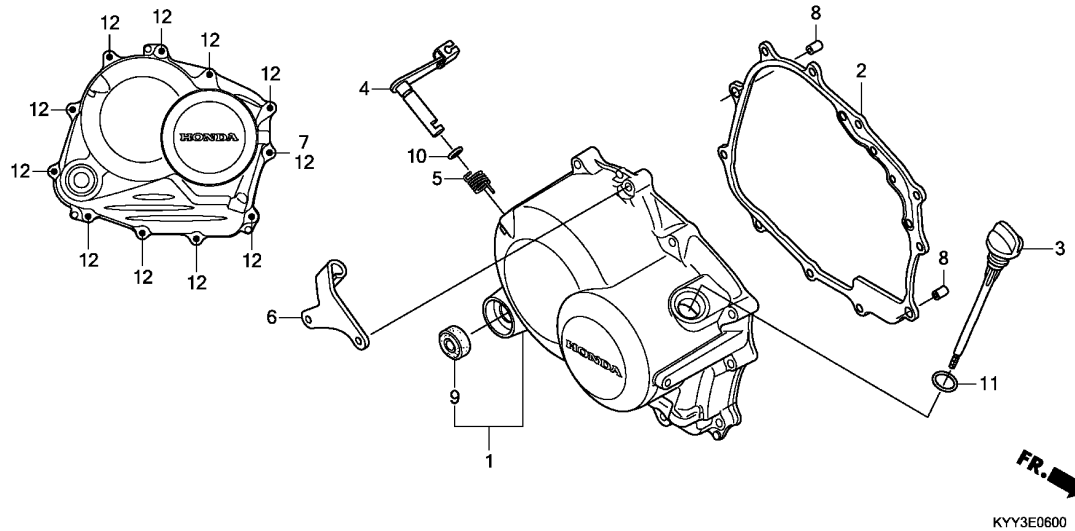
Ref. No.	Part No.	Description	Reqd. QTY		Serial No.	Parts catalogue code
			CGX125SH C	D		
1	12100-KYY-900	CYLINDER COMP. ....	1	1		
2	12191-KYY-900	GASKET, CYLINDER .....	1	1		
3	90701-KVR-C00	DOWEL PIN, SPECIAL, 8X14 .....	2	2		

2

E-6

RIGHT CRANKCASE COVER

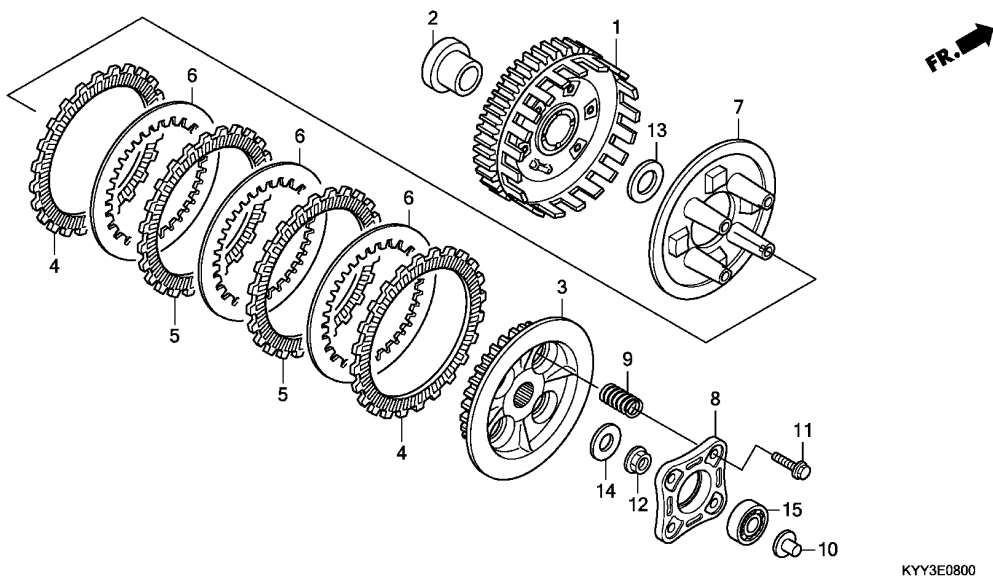
E 8



Ref. No.	L.O.N.	(Relative ref. Number) Description	F.R.T.
1	110159	COVER, CRANKCASE :RIGHT	0.4
2	110158	GASKET, CRANKCASE COVER :RIGHT (5)	0.3
4	2121A7	LEVER, CLUTCH	0.4
9	112105	OIL SEAL, KICK STARTER SPINDLE	0.3

Ref. No.	Part No.	Description	Reqd. QTY		Serial No.	Parts catalogue code
			CGX125SH C	D		
1	11330-KYY-900	COVER COMP., R. CRANKCASE	1	1		
2	11394-KWS-901	GASKET, R. CRANKCASE COVER	1	1		
3	15651-KWS-900	GAUGE, OIL LEVEL	1	1		
4	22810-KYY-900	LEVER COMP., CLUTCH	1	1		
5	22815-166-000	SPRING, CLUTCH LEVER	1	1		
6	22821-KYY-900	RECEIVER, CLUTCH CABLE	1	1		
7	90463-KRM-840	WASHER, SEALING, 6.2X12X1.2	1	1		
8	90702-KRM-840	DOWEL PIN, 8X14	2	2		
9	91204-KSP-911	OIL SEAL, 16X28X7	1	1		
	91205-KYY-901		1	1		
10	91303-KYY-900	O-RING, 8.8X1.9	1	1		
11	91307-Q35-000	O-RING, 18X3	1	1		
12	96001-06035-00	BOLT, FLANGE, 6X35	11	11		

2



Ref. No.	L.O.N.	(Relative ref. Number) Description	F.R.T.
1	2121A0	OUTER, CLUTCH .....	0.7
3	212112	CENTER, CLUTCH .....	0.7
4	2121A1	(5,6) DISC, CLUTCH FRICTION .....	0.7
		.NOTE: Same time for two units or more	
7	2121A3	PLATE, CLUTCH PRESSURE .....	0.7
8	2121A4	PLATE, CLUTCH LIFTER .....	0.4
9	212107	SPRING, CLUTCH .....	0.4
		.NOTE: Same time for two units or more	
10	2121B6	ROD, CLUTCH LIFTER .....	0.3
15	2121B4	BEARING, CLUTCH LIFTER .....	0.4

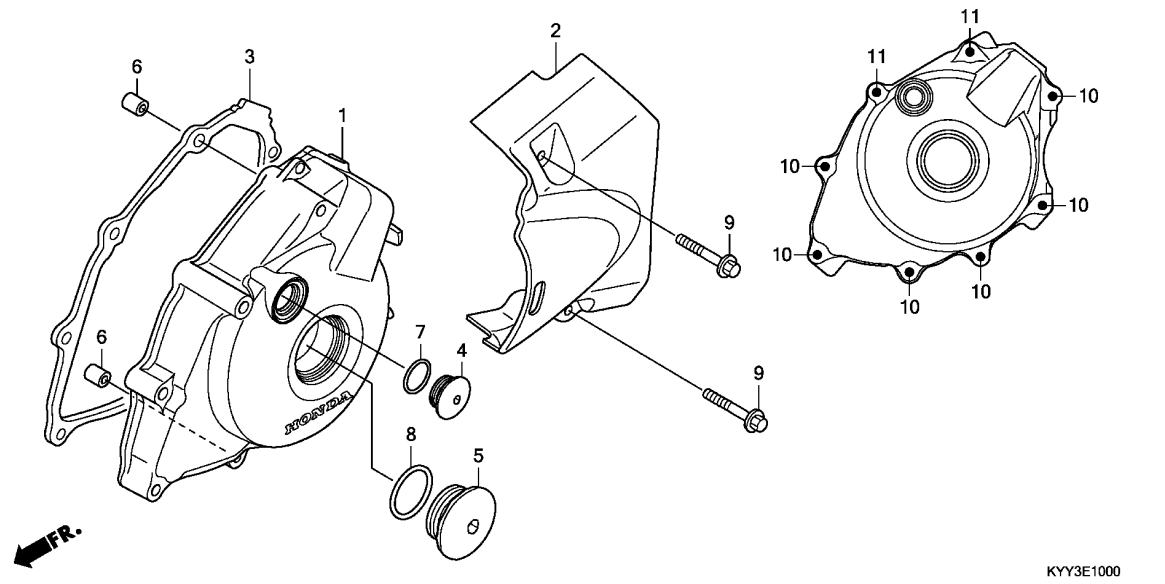
KYY3E0800

Ref. No.	Part No.	Description	Reqd. QTY		Serial No.	Parts catalogue code
			CGX125SH	C D		
1	22100-KYY-901	OUTER COMP., CLUTCH .....	1	1		
2	22115-KWS-900	GUIDE, CLUTCH OUTER .....	1	1		
3	22120-KWS-901	CENTER, CLUTCH .....	1	1		
4	22201-KWS-901	DISK, CLUTCH FRICTION .....	2	2		
5	22204-KWS-901	DISK B, CLUTCH FRICTION .....	2	2		
6	22321-KWB-601	PLATE, CLUTCH .....	3	3		
7	22355-KWS-901	PLATE, CLUTCH PRESSURE .....	1	1		
8	22361-KFM-900	PLATE, CLUTCH LIFTER .....	1	1		
9	22401-KYY-901	SPRING, CLUTCH .....	4	4		
10	22847-KCC-900	ROD, CLUTCH LIFTER .....	1	1		
11	90050-KFL-850	BOLT, SPECIAL FLANGE, 6X25 ..	4	4		
12	90202-KRM-840	NUT, SPECIAL FLANGE, 14MM ..	1	1		
13	90403-KPH-900	WASHER, THRUST, 17MM .....	1	1		
14	90432-KPT-A00	WASHER, 14.2X26X3 .....	1	1		
15	96100-62000-00	BEARING, RADIAL BALL, 6200 ..	1	1		

E-10

LEFT CRANKCASE COVER

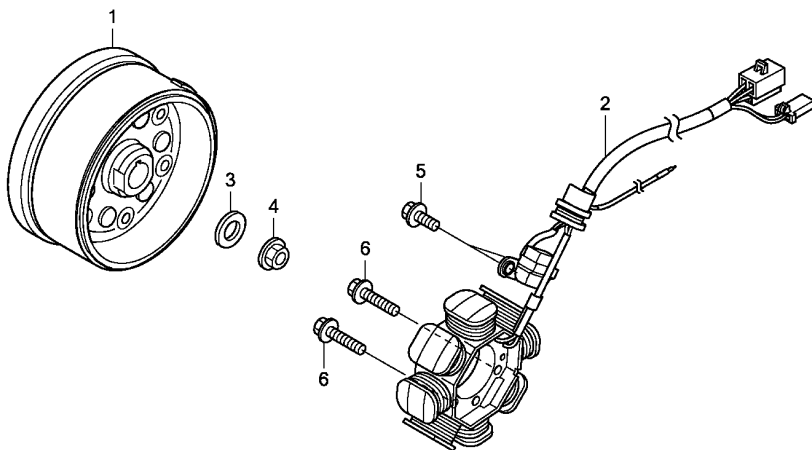
E10



Ref. No.	L.O.N.	(Relative ref. Number) Description	F.R.T.
1	1101A6	COVER, CRANKCASE :LEFT .....	0.4
2	1101B0	COVER, CRANKCASE :LEFT REAR ..	0.1
3	1101A3	GASKET, CRANKCASE COVER :LEFT	0.3

Ref. No.	Part No.	Description	Reqd. QTY		Serial No.	Parts catalogue code
			CGX125SH	C D		
1	11341-KYY-900	COVER, L. CRANKCASE .....	1	1		
2	11360-KYY-970	COVER COMP., L. RR. ....	1	1		
3	11395-KWS-900	GASKET, L. CRANKCASE COVER ..	1	1		
4	90084-KTT-900	CAP, 14MM .....	1	1		
5	90087-KRM-840	CAP, 32MM .....	1	1		
6	90702-KRM-840	DOWEL PIN, 8X14 .....	2	2		
7	91303-KRM-840	O-RING, 13.8X2.5 .....	1	1		
8	91305-KYY-900	O-RING, 31.7X2.4 .....	1	1		
9	96001-06030-00	BOLT, FLANGE, 6X30 .....	2	2		
10	96001-06035-00	BOLT, FLANGE, 6X35 .....	6	6		
11	96001-06060-00	BOLT, FLANGE, 6X60 .....	2	2		



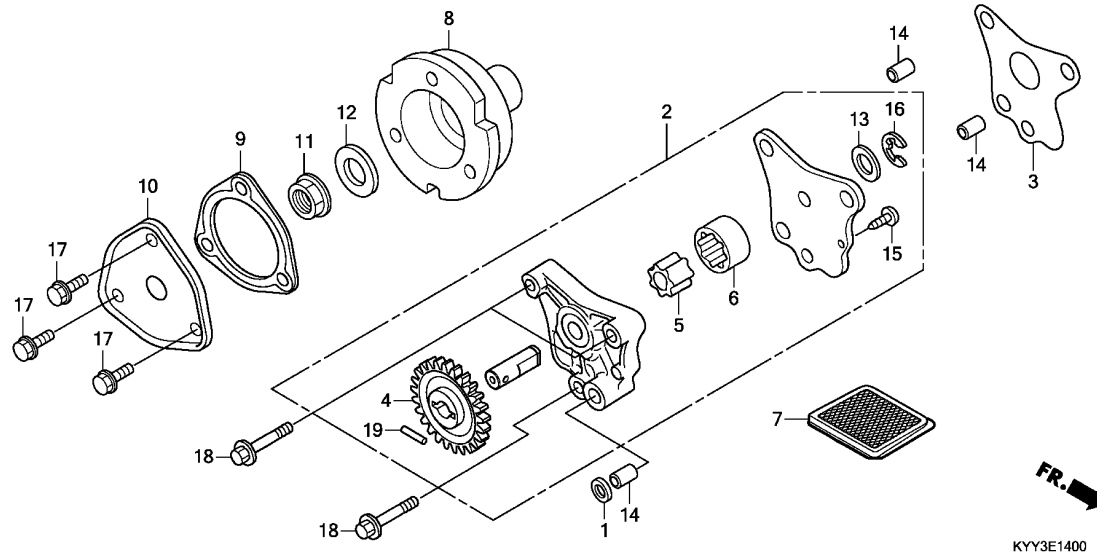


FR.

KYY3E1100

Ref. No.	L.O.N.	(Relative ref. Number) Description	F.R.T.
1	613105	ROTOR OR FLYWHEEL .....	0.5
2	6131A3	STATOR .....	0.6

Ref. No.	Part No.	Description	Reqd. QTY		Serial No.	Parts catalogue code
			CGX125SH C	D		
1	31110-KYY-972	FLYWHEEL COMP. ....	1	1		
2	31120-KYY-971	STATOR COMP. ....	1	1		
3	90439-GFM-970	WASHER, 12X24X2.3 .....	1	1		
4	94050-12000	NUT, FLANGE, 12MM .....	1	1		
5	96001-06016-00	BOLT, FLANGE, 6X16 .....	2	2		
6	96001-06022-00	BOLT, FLANGE, 6X22 .....	3	3		



Ref. No.	L.O.N.	(Relative ref. Number) Description	F.R.T.
2	(3)		
113105		PUMP ASSY., OIL .....	0.4
5	(6)		
1131C7		ROTOR, OIL PUMP .....	0.5
7	1131B5	SCREEN, OIL FILTER .....	0.3
8	1101L0	ROTOR, OIL FILTER .....	0.5
10	(9)		
1101L1		CAP, OIL FILTER ROTOR .....	0.4

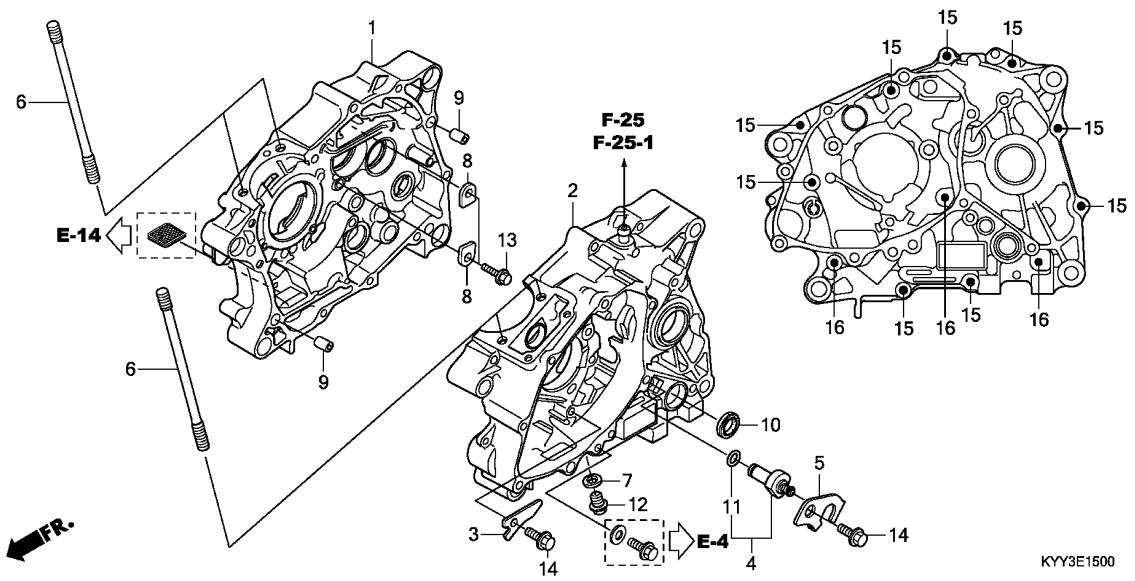
Ref. No.	Part No.	Description	Reqd. QTY		Serial No.	Parts catalogue code
			CGX125SH	C D		
1	12396-KRM-840	GASKET B, HEAD COVER .....	1	1		
2	15100-KYY-900	OIL PUMP ASSY. ....	1	1		
3	15119-KWS-901	GASKET, OIL PUMP .....	1	1		
4	15133-KYY-900	GEAR, OIL PUMP DRIVEN(23T) ..	1	1		
5	15331-KYY-900	ROTOR, OIL PUMP INNER .....	1	1		
6	15332-KYY-900	ROTOR, OIL PUMP OUTER .....	1	1		
7	15421-KSP-910	SCREEN, OIL FILTER .....	1	1		
8	15431-KWS-900	ROTOR, OIL FILTER .....	1	1		
9	15439-KWS-901	GASKET, OIL FILTER COVER .....	1	1		
10	15441-KWS-900	COVER, OIL FILTER .....	1	1		
11	90202-KRM-840	NUT, SPECIAL FLANGE, 14MM ...	1	1		
12	90432-KPT-A00	WASHER, 14.2X26X3 .....	1	1		
13	90455-KWS-900	WASHER, 9.2MM .....	1	1		
14	90702-KRM-840	DOWEL PIN, 8X14 .....	3	3		
15	93901-34120	SCREW, TAPPING, 4X8 .....	1	1		
16	94540-06018	E-RING, 6MM .....	1	1		
17	95701-06014-00	BOLT, FLANGE, 6X14 .....	3	3		
18	96001-06035-00	BOLT, FLANGE, 6X35 .....	3	3		
19	96220-30158	ROLLER, 3X15.8 .....	1	1		



E-15

CRANKCASE

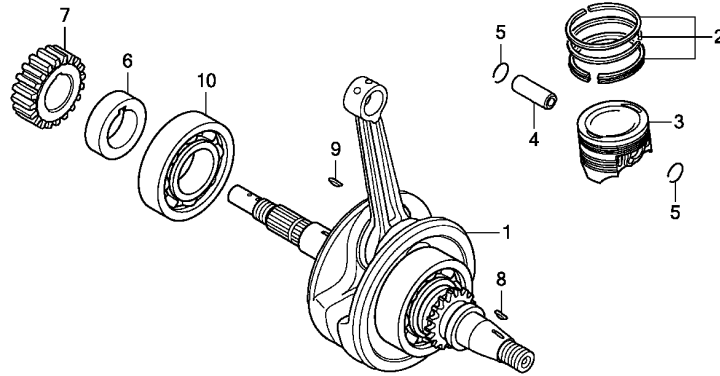
E13



Ref. No.	L.O.N.	(Relative ref. Number) Description	F.R.T.
1	110120	CRANKCASE :RIGHT ..... .INCLUDES: Engine removal and installation	4.2
2	110115	CRANKCASE :LEFT ..... .INCLUDES: Engine removal and installation	3.9
	1101A2	CRANKCASE :BOTH ..... .INCLUDES: Engine removal and installation	4.8
4	6151B8	(11) SWITCH, NEUTRAL .....	0.3
10	1101F9	OIL SEAL, GEARSHIFT SPINDLE ..	0.8

Ref. No.	Part No.	Description	Reqd. QTY		Serial No.	Parts catalogue code
			CGX125SH	C D		
1	11100-KYY-900	CRANKCASE COMP., R. ....	1	1		
2	11200-KYY-920	CRANKCASE COMP., L. ....	1	1		
3	11218-KWS-900	PLATE, OIL STOPPER .....	1	1		
4	35750-KYY-901	CONTACT, NEUTRAL SWITCH .....	1	1		
5	35755-KYY-900	PLATE, CONTACT FIXING .....	1	1		
6	90031-KYY-900	BOLT, CYLINDER STUD .....	4	4		
7	90407-259-000	PACKING, DRAIN COCK, 12.5X20	1	1		
8	90441-KRM-840	PLATE, BEARING HOLDER .....	2	2		
9	90703-KWS-900	DOWEL PIN, 10X14 .....	2	2		
10	91203-KSP-911	OIL SEAL, 14X22X5 .....	1	1		
	91203-KYY-901	.....	1	1		
11	91312-107-000	O-RING, 7X1.7 .....	1	1		
12	92800-12000	BOLT, DRAIN PLUG, 12MM .....	1	1		
13	95701-06016-00	BOLT, FLANGE, 6X16 .....	2	2		
14	96001-06014-00	BOLT, FLANGE, 6X14 .....	2	2		
15	96001-06040-00	BOLT, FLANGE, 6X40 .....	9	9		
16	96001-06060-00	BOLT, FLANGE, 6X60 .....	3	3		

2

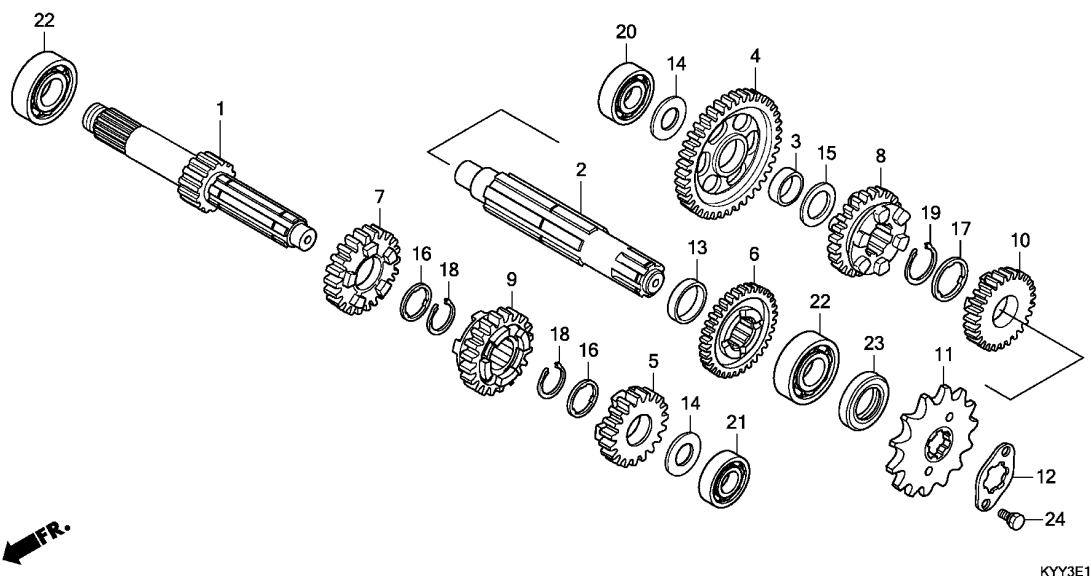


FR.

KYY3E1600

Ref. No.	L.O.N.	(Relative ref. Number) Description	F.R.T.
1	1101B5	CRANKSHAFT ..... .INCLUDES: Engine removal and installation	3.4
3	111103	PISTON RING AND/OR PISTON(ONE) ..... .INCLUDES: Engine removal and installation	2.1
10	1101B7	BEARING, CRANKSHAFT :RIGHT ... .INCLUDES: Engine removal and installation	3.4

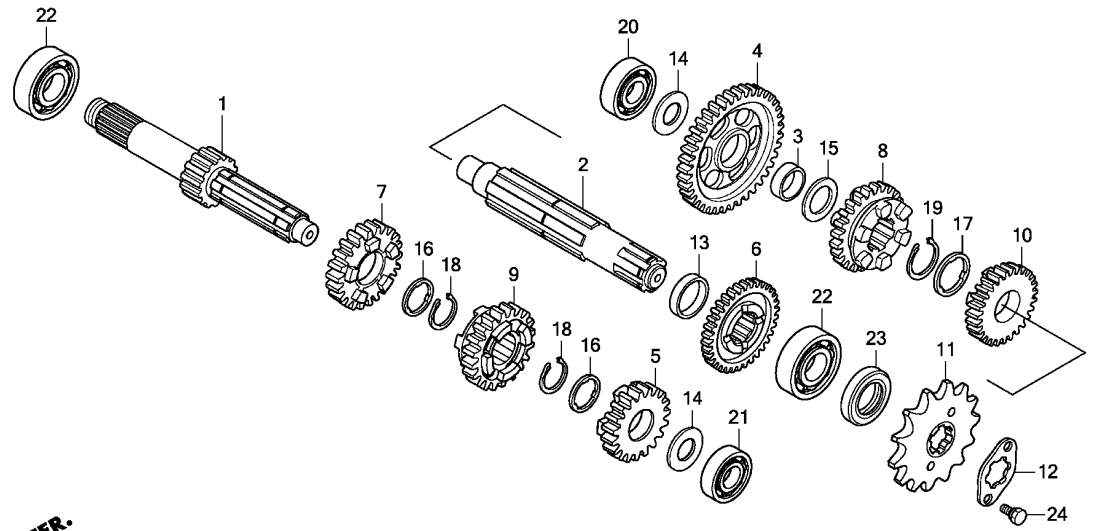
Ref. No.	Part No.	Description	Reqd. QTY		Serial No.	Parts catalogue code
			CGX125SH C	D		
1	13000-KYY-900	CRANKSHAFT COMP. ....	1	1		
2	13011-KYY-900	RING SET, PISTON(STD.) .....	1	1	-----	2AG,2CL,2PE,AG,CL,MX,PE
	13021-KYY-900	RING SET, PISTON(0.25) .....	(1)	(1)	-----	2AG,2CL,2PE,AG,CL,MX,PE
	13031-KYY-900	RING SET, PISTON(0.50) .....	(1)	(1)	-----	2AG,2CL,2PE,AG,CL,MX,PE
	13011-KYY-970	RING SET, PISTON(STD.) .....	1	1	-----	3DK,DK
	13021-KYY-970	RING SET, PISTON(0.25) .....	(1)	(1)	-----	3DK,DK
	13031-KYY-970	RING SET, PISTON(0.50) .....	(1)	(1)	-----	3DK,DK
3	13101-KYY-900	PISTON(STD.) .....	1	1		
	13102-KYY-900	PISTON(0.25) .....	(1)	(1)		
	13103-KYY-900	PISTON(0.50) .....	(1)	(1)		
4	13111-KWS-900	PIN, PISTON .....	1	1		
5	13115-KWS-900	CLIP, PISTON PIN, 12MM .....	2	2		
6	13412-KWS-900	COLLAR, PRIMARY DRIVE GEAR ..	1	1		
7	23121-KYY-900	GEAR, PRIMARY DRIVE(20T) ....	1	1		
8	90741-003-010	KEY, WOODRUFF, 4MM .....	1	1		
9	90741-KGH-900	KEY, WOODRUFF, 4MM .....	1	1		
10	91001-KWS-901	BEARING, RADIAL BALL, 63/22 (NSK)	1	1		
	91001-KYY-901	BEARING, RADIAL BALL, 63/22 ..	1	1		



Ref. No.	L.O.N.	(Relative ref. Number) Description	F.R.T.
1		(5,7,9) MAINSHAFT, TRANSMISSION .....	3.5
		.INCLUDES: Engine removal and installation	
2		210141A .Replace countershaft add ....	0.2
		(4,6,8,10) COUNTERSHAFT, TRANSMISSION ...	3.5
		.INCLUDES: Engine removal and installation	
		210142A .Replace mainshaft add .....	0.2
11		213135 SPROCKET, DRIVE .....	0.2
20		2101C8 BEARING, COUNTERSHAFT :RIGHT -	3.5
		.INCLUDES: Engine removal and installation	
21		2101C2 BEARING, MAINSHAFT :LEFT .....	3.5
		.INCLUDES: Engine removal and installation	
22		2101C5 BEARING, MAINSHAFT :RIGHT ....	3.5
		.INCLUDES: Engine removal and installation	
		2101C6 BEARING, MAINSHAFT :BOTH .....	3.7
		.INCLUDES: Engine removal and installation	
+		2101C7 BEARING, COUNTERSHAFT :LEFT ..	3.5

Ref. No.	Part No.	Description	Reqd. QTY	CGX125SH C D	Serial No.	Parts catalogue code
1	23211-KYY-900	MAINSHAFT(11T) .....	1	1		
2	23221-KYY-900	COUNTERSHAFT .....	1	1		
3	23415-KPH-900	BUSH, 15MM .....	1	1		
4	23421-KYY-900	GEAR, COUNTERSHAFT FIRST(35T) ..	1	1		
5	23431-KYY-900	GEAR, MAINSHAFT SECOND(17T) -	1	1		
6	23441-KYY-900	GEAR, COUNTERSHAFT SECOND(29T)	1	1		
7	23451-KYY-901	GEAR, MAINSHAFT THIRD(21T) ..	1	1		
8	23461-KYY-901	GEAR, COUNTERSHAFT THIRD(26T)	1	1		
9	23471-KYY-901	GEAR, MAINSHAFT FOURTH(24T) -	1	1		
10	23481-KYY-901	GEAR, COUNTERSHAFT FOURTH(22T)	1	1		
11	23801-GF6-000	SPROCKET, DRIVE(14T) .....	1	1		
12	23802-GN5-910	PLATE, FIXING .....	1	1		
13	23911-KWS-900	COLLAR, 20MM .....	1	1		
14	90412-KPH-900	WASHER, SPECIAL, 12X23 .....	2	2		
15	90412-187-000	WASHER, THRUST, 15MM .....	1	1		
16	90461-035-000	WASHER, SPLINE, 17MM .....	2	2		
17	90461-459-010	WASHER, SPLINE, 20MM .....	1	1		
18	90601-KYY-900	CIRCLIP, 17MM .....	2	2		
19	90602-KYY-900	CIRCLIP, 20MM .....	1	1		
20	91004-KYY-901	BEARING, RADIAL BALL, 6201 ..	1	1		
21	91005-KYY-901	BEARING, RADIAL BALL, 6001 ..	1	1		
22	91006-KYY-901	BEARING, RADIAL BALL, 6203 ..	2	2		
23	91204-KWB-601	OIL SEAL, 17X29X5 .....	1	1		
	91204-KYY-901	.....	1	1		
24	92101-06010-0A	BOLT, HEX., 6X10 .....	2	2		

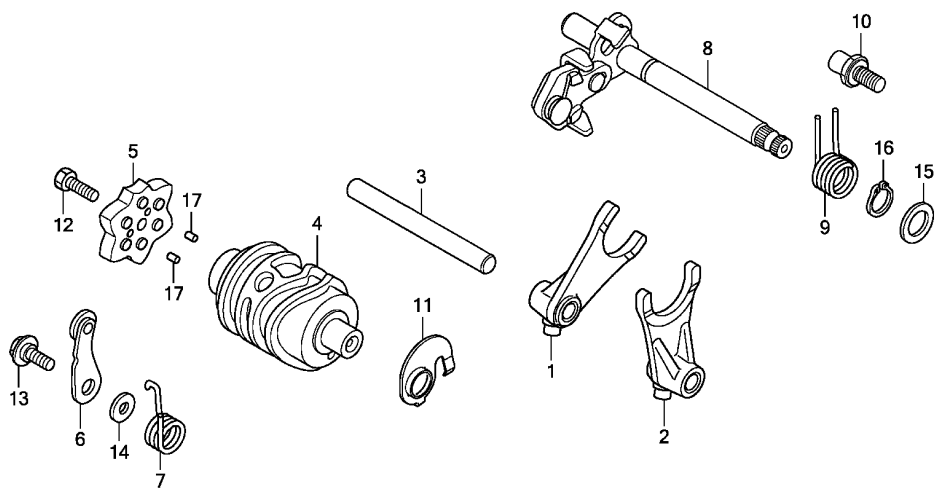
2



KYY3E1700

Ref. No.	L.O.N.	(Relative ref. Number) Description	F.R.T.
+22		.INCLUDES: Engine removal and installation	
2101C9		BEARING, COUNTERSHAFT :BOTH ..	3.7
2101D4		BEARING, MAINSHAFT AND COUNTERSHAFT :ALL .....	3.9
		.INCLUDES: Engine removal and installation	

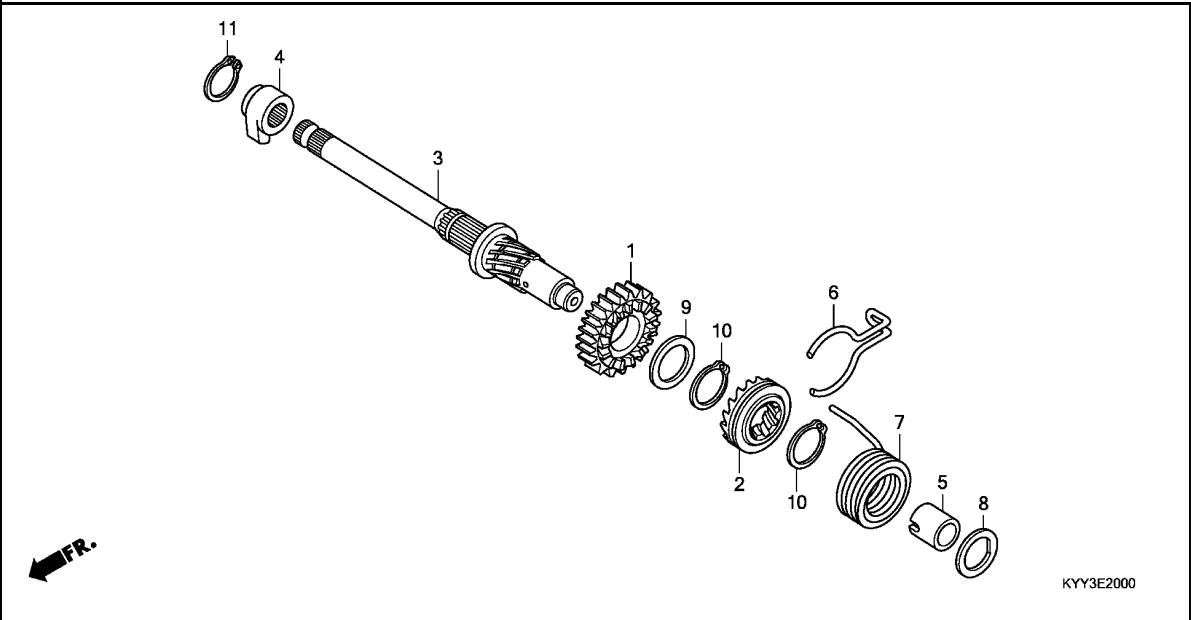




KYY3E1900

Ref. No.	L.O.N.	(Relative ref. Number) Description	F.R.T.
1		(2)	
210112		FORK, GEARSHIFT ..... .INCLUDES: Engine removal and installation .NOTE: Same time for two units	3.3
4	2101A9	DRUM, GEARSHIFT ..... .INCLUDES: Engine removal and installation	3.3
5	2101D6	PLATE, GEARSHIFT DRUM STOPPER (7)	0.8
6	210125	STOPPER OR SPRING, SHIFT DRUM (9)	0.8
8	210122	SPINDLE, GEARSHIFT .....	0.7

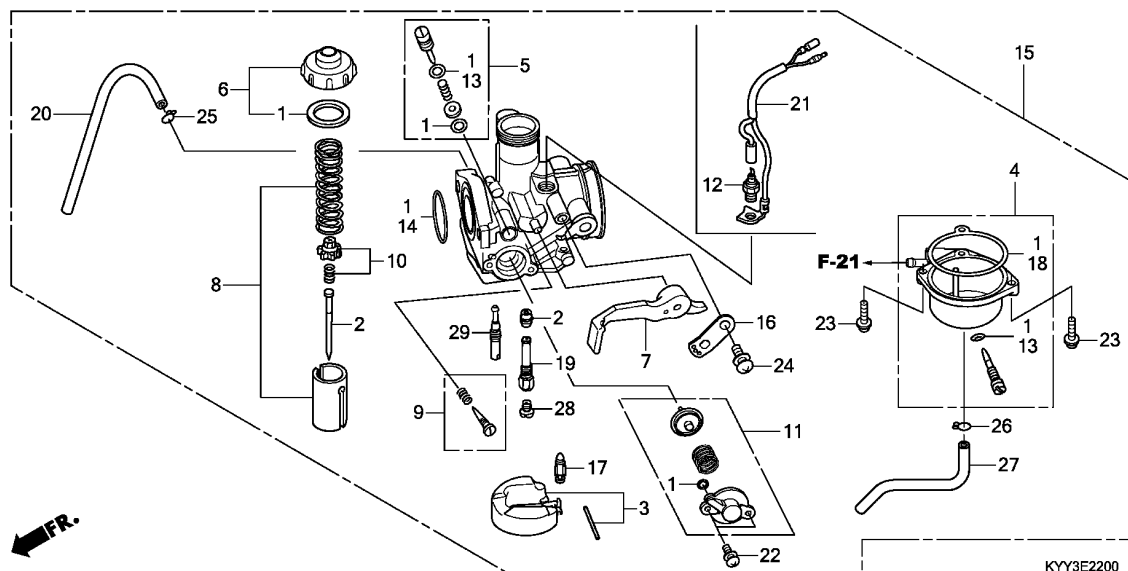
Ref. No.	Part No.	Description	Reqd. QTY	Serial No.	Parts catalogue code
			CGX125SH C D		
1	24211-KWS-900	FORK, R. GEARSHIFT .....	1	1	
2	24212-KWS-900	FORK, L. GEARSHIFT .....	1	1	
3	24241-KPH-C00	SHAFT, GEARSHIFT FORK .....	1	1	
4	24301-KWS-900	DRUM, GEARSHIFT .....	1	1	
5	24410-KVS-900	PLATE COMP., GEARSHIFT DRUM STOPPER	1	1	
6	24430-KRM-B10	STOPPER COMP., GEARSHIFT DRUM	1	1	
7	24436-KTT-900	SPRING, DRUM STOPPER .....	1	1	----- 2AG,2CL,2PE,AG,CL,MX,PE
	24436-KRM-840	SPRING, SHIFT DRUM STOPPER ..	1	1	----- 3DK,DK
8	24610-KYY-900	SPINDLE COMP., GEARSHIFT ...	1	1	
9	24651-KSP-910	SPRING, GEARSHIFT RETURN ....	1	1	
10	24652-KRM-840	PIN, SHIFT RETURN SPRING ....	1	1	
11	35753-KWS-900	ROTOR, NEUTRAL SWITCH .....	1	1	
12	90003-KVS-900	BOLT, HEX., 6X20 .....	1	1	
13	90022-KRM-840	PIVOT, SHIFT DRUM STOPPER ARM	1	1	
14	90417-KRM-840	WASHER, DRUM STOPPER .....	1	1	
15	90457-KRM-840	WASHER, 14MM .....	1	1	
16	94510-14000	CIRCLIP, EXTERNAL, 14MM .....	1	1	
17	96220-30085	ROLLER, 3X8.5 .....	2	2	



Ref. No.	L.O.N.	(Relative ref. Number) Description	F.R.T.
1		(2)	
1	1121A0	PINION, KICK STARTER ..... .INCLUDES: Engine removal and installation	3.3
3	1121A2	SPINDLE, KICK STARTER ..... .INCLUDES: Engine removal and installation	3.3
7	112103	SPRING, KICK STARTER RETURN .. .INCLUDES: Engine removal and installation	3.3

Ref. No.	Part No.	Description	Reqd. QTY	Serial No.	Parts catalogue code
			CGX125SH C D		
1	28211-KWS-900	PINION, KICK STARTER(21T) ...	1 1		
2	28221-KWS-900	RATCHET, STARTER DRIVE .....	1 1		
3	28251-KWS-900	SPINDLE, KICK STARTER .....	1 1		
4	28262-KWS-900	RETAINER, KICK SPINDLE .....	1 1		
5	28265-KWB-600	COLLAR, KICK SPRING .....	1 1		
6	28271-KYY-900	SPRING, FRICTION STARTER GEAR	1 1		
7	28281-KWB-600	SPRING, KICK RETURN .....	1 1		
8	90451-KGH-900	WASHER, SPECIAL, 14MM .....	1 1		
9	90454-KPH-900	WASHER, 25X20.2X1 .....	1 1		
10	90605-KYY-900	SET RING, 20MM .....	2 2		
11	94510-18000	CIRCLIP, EXTERNAL, 18MM .....	1 1		

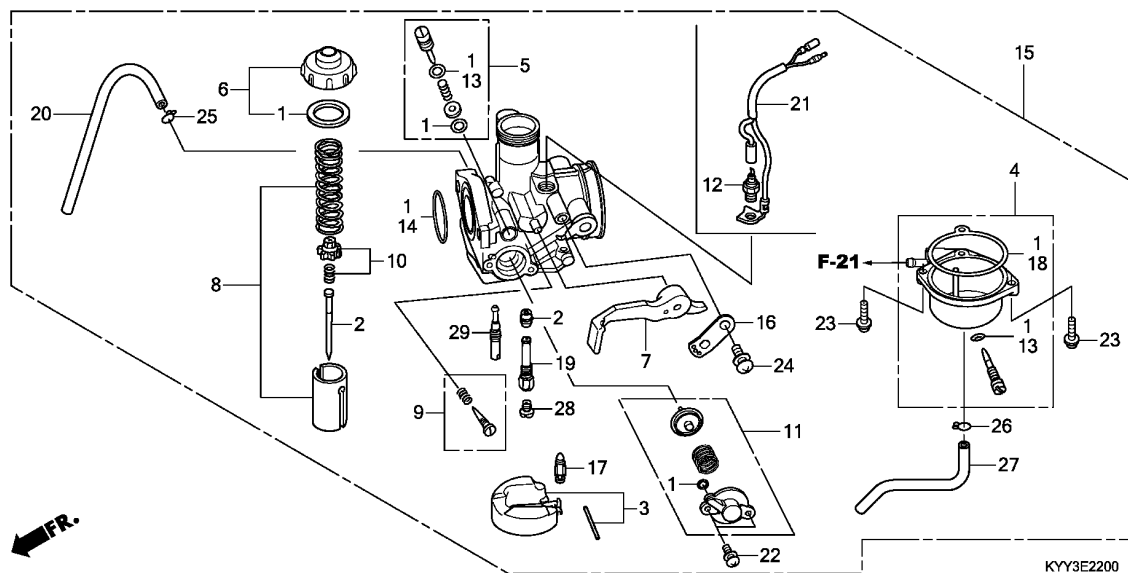




Ref. No.	L.O.N.	(Relative ref. Number) Description	F.R.T.
2	3111A3	NEEDLE, JET .....	0.7
3		(17)	
	311120	FLOAT OR FLOAT VALVE .....	0.6
4	3111A6	CHAMBER, FLOAT .....	0.5
8	3111A8	VALVE, THROTTLE .....	0.2
12	3111B4	HEATER, CARBURETOR .....	0.2
15	3111B5	CARBURETOR ASSEMBLY .....	0.5
28		(19,29)	
	3111D4	JET, MAIN .....	0.6

KYY3E2200

Ref. No.	Part No.	Description	Reqd. QTY	CGX125SH	Serial No.	Parts catalogue code
				C D		
1	16010-KYY-601	GASKET SET .....	1	1	-----	2AG,2CL,2PE,AG,CL,MX,PE
2	16012-KYY-971	NEEDLE SET, JET .....	1	1	-----	2AG,2CL,2PE,AG,CL,MX,PE
3	16013-KPH-C01	FLOAT SET .....	1	1	-----	2AG,2CL,2PE,AG,CL,MX,PE
4	16015-KYY-901	CHAMBER SET, FLOAT .....	1	1	-----	2AG,2CL,2PE,AG,CL,MX,PE
5	16016-KYY-601	SCREW SET .....	1	1	-----	2AG,2CL,2PE,AG,CL,MX,PE
6	16017-KWS-901	TOP SET .....	1	1	-----	2AG,2CL,2PE,AG,CL,MX,PE
7	16019-KYY-901	LEVER SET, CHOKE .....	1	1	-----	2AG,2CL,2PE,AG,CL,MX,PE
8	16022-KYY-971	VALVE SET, THROTTLE .....	1	1	-----	2AG,2CL,2PE,AG,CL,MX,PE
9	16028-KYY-901	SCREW SET .....	1	1	-----	2AG,2CL,2PE,AG,CL,MX,PE
10	16037-KPH-901	PLATE SET, VALVE .....	1	1	-----	2AG,2CL,2PE,AG,CL,MX,PE
11	16048-KTT-901	VALVE SET, AIR CUT .....	1	1	-----	2AG,2CL,2PE,AG,CL,MX,PE
12	16071-KPN-J01	HEATER ONLY .....	1	1	-----	2AG,2CL,AG,CL
13	16075-GHB-640	O-RING, 1.3X4.3 .....	2	2	-----	2AG,2CL,2PE,AG,CL,MX,PE
14	16075-KPH-901	O-RING .....	1	1	-----	2AG,2CL,2PE,AG,CL,MX,PE
15	16100-KYY-613	CARBURETOR ASSY. (PB 7RJA) ...	1	1	-----	2PE,PE
	16100-KYY-601	CARBURETOR ASSY. (PB 7RHA) ...	1	-	-----	2AG,2CL,AG,CL
	16100-KYY-621	CARBURETOR ASSY. (PB 7RKA) ...	1	-	-----	MX
	16100-KYY-841	CARBURETOR ASSY. (PB 7RPA) ...	-	1	-----	2CL,CL
16	16119-440-004	PLATE, STAY .....	1	1	-----	2AG,2CL,2PE,AG,CL,MX,PE
17	16155-KRS-861	VALVE COMP., FLOAT .....	1	1	-----	2AG,2CL,2PE,AG,CL,MX,PE
18	16163-KWS-901	GASKET, FLOAT CHAMBER .....	1	1	-----	2AG,2CL,2PE,AG,CL,MX,PE
19	16165-KYY-901	HOLDER, NEEDLE JET .....	1	1	-----	2AG,2CL,2PE,AG,CL,MX,PE
20	16197-KYY-971	TUBE, AIR VENT .....	1	1	-----	2AG,2CL,2PE,AG,CL,MX,PE
21	32160-KYY-900	SUB HARNESS, CARBURETOR HEATER	1	-	-----	2AG,2CL,AG,CL
	32160-KYY-760	.....	-	1	-----	2CL,CL



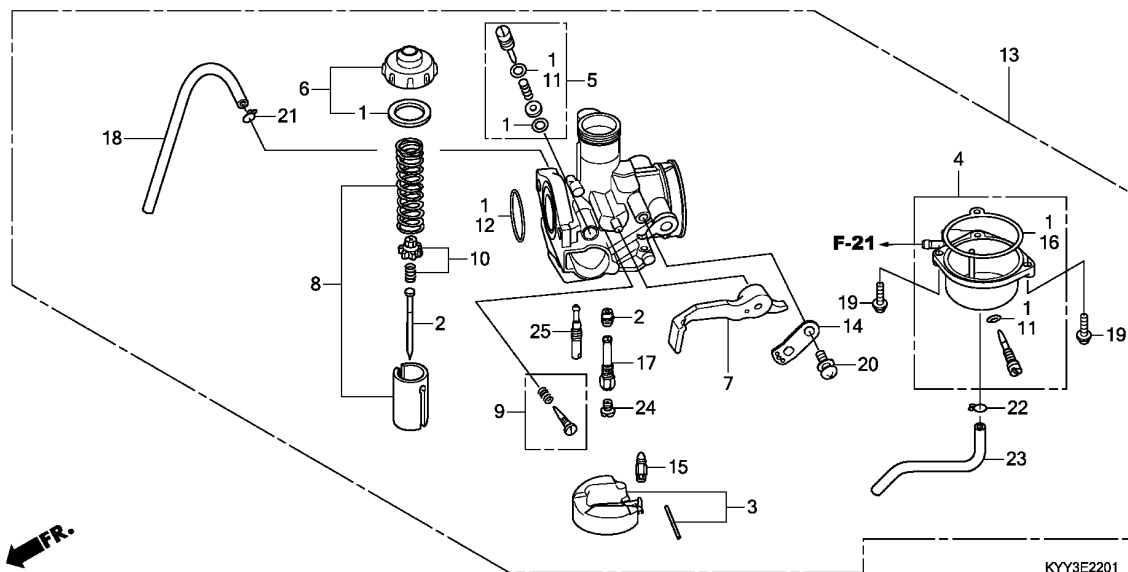
Ref. No.	Part No.	Description	Reqd. QTY		Serial No.	Parts catalogue code
			CGX125SH	D		
22	93892-04010-18	SCREW-WASHER, 4X10	2	2	-----	2AG,2CL,2PE,AG,CL,MX,PE
23	93892-04018-08	SCREW-WASHER, 4X18	2	2	-----	2AG,2CL,2PE,AG,CL,MX,PE
24	93892-05012-18	SCREW-WASHER, 5X12	1	1	-----	2AG,2CL,2PE,AG,CL,MX,PE
25	95002-02089	CLIP, TUBE(B8)	1	1	-----	2AG,2CL,2PE,AG,CL,MX,PE
26	95002-02659	CLIP, TUBE(B6.5)	1	1	-----	2AG,2CL,2PE,AG,CL,MX,PE
27	95005-35400-50	TUBE, 3.5X400(95005-35001-50M)	1	1	-----	2AG,2CL,2PE,AG,CL,MX,PE
28	99102-GBE-1020	JET, MAIN, #102	1	1	-----	2AG,2CL,2PE,AG,CL,PE
	99101-KTT-0980	JET, MAIN, #98	1	-	-----	MX
29	99103-GW3-0380	JET, SLOW, #38	1	1	-----	2AG,2CL,2PE,AG,CL,MX,PE



E-22-1

CARBURETOR(2)

F 5



Ref. No.	L.O.N.	(Relative ref. Number) Description	F.R.T.
2	3111A3	NEEDLE, JET	0.7
3		(15)	
	311120	FLOAT OR FLOAT VALVE	0.6
4	3111A6	CHAMBER, FLOAT	0.5
8	3111A8	VALVE, THROTTLE	0.2
13	3111B5	CARBURETOR ASSEMBLY	0.5
24		(17,25)	
	3111D4	JET, MAIN	0.6

KYY3E2201

Ref. No.	Part No.	Description	Reqd. QTY		Serial No.	Parts catalogue code
			CGX125SH	C	D	
1	16010-KYY-901	GASKET SET	1	1	-----	3DK,DK
2	16012-KYY-971	NEEDLE SET, JET	1	1	-----	3DK,DK
3	16013-KPH-C01	FLOAT SET	1	1	-----	3DK,DK
4	16015-KYY-901	CHAMBER SET, FLOAT	1	1	-----	3DK,DK
5	16016-KPW-H01	SCREW SET	1	1	-----	3DK,DK
6	16017-KWS-901	TOP SET	1	1	-----	3DK,DK
7	16019-KYY-901	LEVER SET, CHOKE	1	1	-----	3DK,DK
8	16022-KYY-971	VALVE SET, THROTTLE	1	1	-----	3DK,DK
9	16028-KYY-901	SCREW SET	1	1	-----	3DK,DK
10	16037-KPH-901	PLATE SET, VALVE	1	1	-----	3DK,DK
11	16075-GHB-640	O-RING, 1.3X4.3	2	2	-----	3DK,DK
12	16075-KPH-901	O-RING	1	1	-----	3DK,DK
13	16100-KYY-741	CARBURETOR ASSY.(PB 7RMA)	1	1	-----	3DK,DK
14	16119-440-004	PLATE, STAY	1	1	-----	3DK,DK
15	16155-KRS-861	VALVE COMP., FLOAT	1	1	-----	3DK,DK
16	16163-KWS-901	GASKET, FLOAT CHAMBER	1	1	-----	3DK,DK
17	16165-KYY-901	HOLDER, NEEDLE JET	1	1	-----	3DK,DK
18	16197-KYY-971	TUBE, AIR VENT	1	1	-----	3DK,DK
19	93892-04018-08	SCREW-WASHER, 4X18	2	2	-----	3DK,DK
20	93892-05012-18	SCREW-WASHER, 5X12	1	1	-----	3DK,DK
21	95002-02089	CLIP, TUBE(B8)	1	1	-----	3DK,DK
22	95002-02659	CLIP, TUBE(B6.5)	1	1	-----	3DK,DK
23	95005-35400-50	TUBE, 3.5X400(95005-35001-50M)	1	1	-----	3DK,DK
24	99101-KST-1000	JET, MAIN, #100	1	1	-----	3DK,DK
25	99103-KTT-0380	JET, SLOW, #38	1	1	-----	3DK,DK

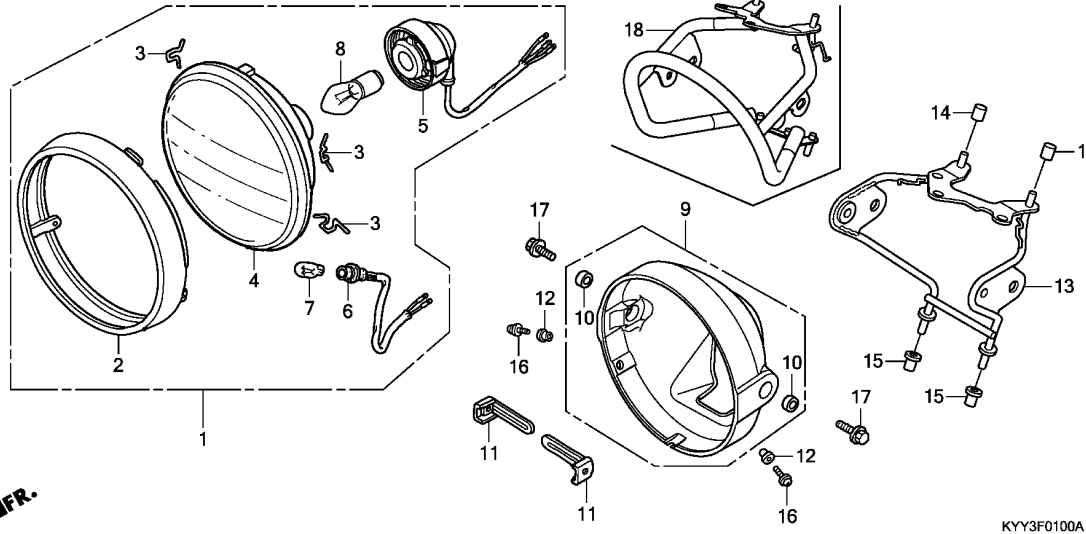
2

FR.

F-1

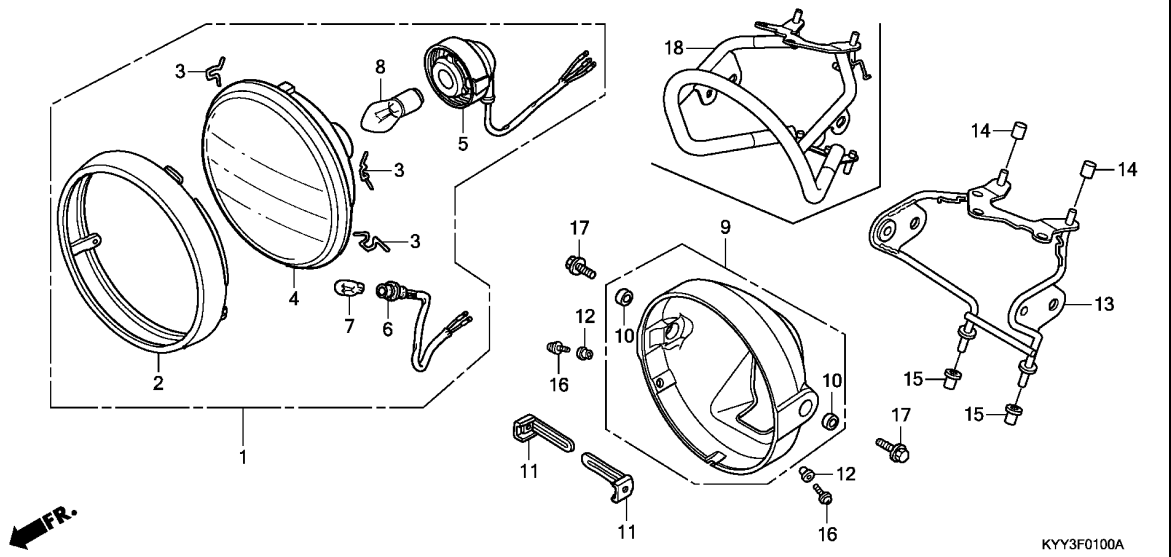
HEADLIGHT(1)

G 1



Ref. No.	L.O.N.	(Relative ref. Number) Description	F.R.T.
1	616115	HEADLIGHT ASSEMBLY (2)	0.1
4	6161A7	HEADLIGHT UNIT	0.2
5	6161B1	SOCKET, HEADLIGHT	0.2
6	616180	SOCKET, POSITION LIGHT	0.2
7	616182	BULB, POSITION LIGHT	0.1
8	616118	BULB, HEADLIGHT	0.1
9	616103	CASE, HEADLIGHT	0.3
13	6161G7	STAY, HEADLIGHT	0.7

Ref. No.	Part No.	Description	Reqd. QTY	CGX125SH	Serial No.	Parts catalogue code
				C D		
1	33100-KTJ-941	HEADLIGHT ASSY.(12V 35/35W)	1	-	-----	2AG,2CL,2PE,AG,CL,DK,MX,PE
2	33101-KTJ-941	RIM COMP., HEADLIGHT	1	-	-----	2AG,2CL,2PE,AG,CL,DK,MX,PE
3	33108-KTJ-941	SPRING, UNIT HOLDER	3	-	-----	2AG,2CL,2PE,AG,CL,DK,MX,PE
4	33120-KTJ-941	HEADLIGHT UNIT	1	-	-----	2AG,2CL,2PE,AG,CL,DK,MX,PE
5	33130-KTJ-941	SOCKET ASSY., HEADLIGHT	1	-	-----	2AG,2CL,2PE,AG,CL,DK,MX,PE
6	33150-KTJ-941	SOCKET COMP., POSITION LIGHT	1	-	-----	2AG,2CL,2PE,AG,CL,DK,MX,PE
7	33301-SAO-741	BULB(12V 5W)(STANLEY)	1	-	-----	2AG,2CL,2PE,AG,CL,DK,MX,PE
8	34901-388-611	BULB, HEADLIGHT(12V 35/35W)	1	-	-----	2AG,2CL,2PE,AG,CL,DK,MX,PE
9	61300-KYY-970	CASE, HEADLIGHT	1	-	-----	2AG,2CL,2PE,AG,CL,DK,MX,PE
10	61302-KVX-700	COLLAR, HEADLIGHT CASE	2	-	-----	2AG,2CL,2PE,AG,CL,DK,MX,PE
11	61303-198-D00	NUT, R. HEADLIGHT CASE	2	-	-----	2AG,2CL,2PE,AG,CL,DK,MX,PE
12	61304-379-690	COLLAR, HEADLIGHT SETTING	2	-	-----	2AG,2CL,2PE,AG,CL,DK,MX,PE
13	61311-KYY-970	STAY, HEADLIGHT	1	-	-----	2AG,2CL,2PE,AG,CL,DK,MX,PE
14	61315-KVX-600	BOOT, HEADLIGHT STAY UPPER	2	-	-----	2AG,2CL,2PE,AG,CL,DK,MX,PE

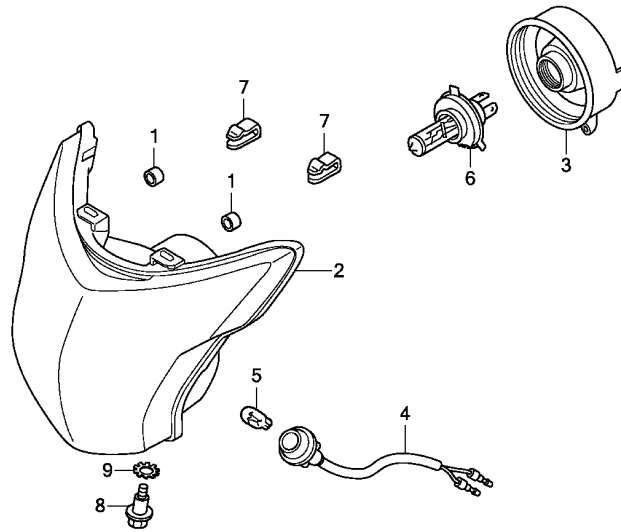


Ref. No.	Part No.	Description	Reqd. QTY		Serial No.	Parts catalogue code
			CGX125SH	C D		
15	61316-KVX-600	BOOT, HEADLIGHT STAY LOWER ..	2	-	-----	2AG,2CL,2PE,AG,CL,DK,MX,PE
			-	2		
16	93892-05016-07	SCREW-WASHER, 5X16 .....	2	-	-----	2AG,2CL,2PE,AG,CL,DK,MX,PE
			-	2		
17	95701-08022-08	BOLT, FLANGE, 8X22 .....	2	-	-----	2AG,2CL,2PE,AG,CL,DK,MX,PE
			-	2		
18	61320-KYY-860	STAY COMP., HEADLIGHT .....	-	1		

F-1-1

HEADLIGHT(2)

G 3

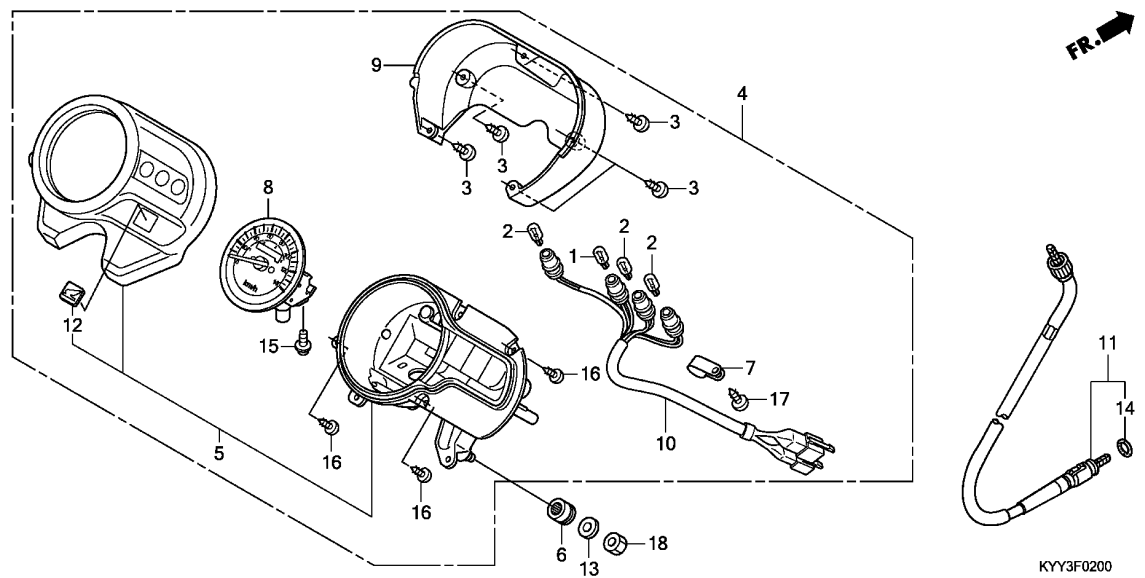


KYY3F0101

Ref. No.	L.O.N.	(Relative ref. Number) Description	F.R.T.
2	6161A7	HEADLIGHT UNIT .....	0.2
4	616180	SOCKET, POSITION LIGHT .....	0.2
5	6161Z6	BULB, POSITION LIGHT(A) .....	0.2
6	6161V8	BULB, HEADLIGHT(A) .....	0.2

Ref. No.	Part No.	Description	Reqd. QTY		Serial No.	Parts catalogue code
			CGX125SH	D		
1	33117-KYY-901	CAP, SPECIAL .....	2	-	-----	3DK
2	33120-KYY-901	HEADLIGHT UNIT .....	1	-	-----	3DK
3	33122-KVX-601	COVER, SOCKET .....	1	-	-----	3DK
4	33130-KYY-901	SOCKET COMP., POSITION .....	1	-	-----	3DK
5	33301-KVJ-911	BULB, POSITION LIGHT(12V 5W)	1	-	-----	3DK
6	34901-KVJ-911	BULB, HEADLIGHT(HS1) (12V 35/35W)	1	-	-----	3DK
7	53208-GFM-970	CLIP, HEADLIGHT .....	2	-	-----	3DK
8	90103-GFM-970	BOLT, ADJUSTER .....	1	-	-----	3DK
9	90307-GFM-970	WASHER, LOCK, 6MM .....	1	-	-----	3DK

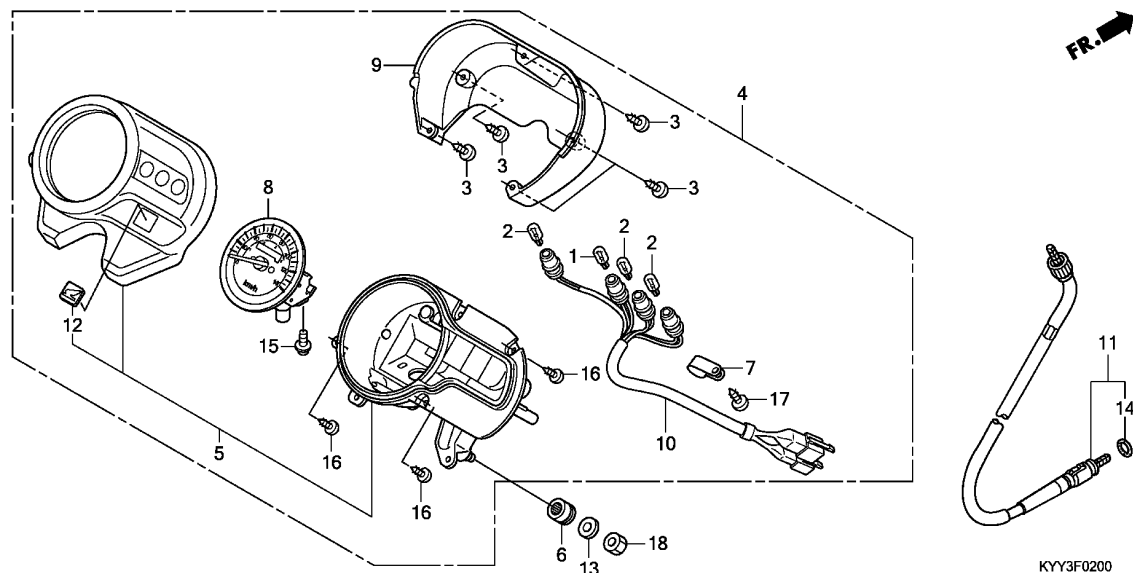
3



Ref. No.	L.O.N.	(Relative ref. Number) Description	F.R.T.
1		(2) BULB, METER .....	0.4
		.NOTE: Same time for two units or more	
4		SPEEDOMETER ASSEMBLY .....	0.4
5		CASE, METER .....	0.5
8		SPEEDOMETER .....	0.6
9		CASE, METER :LOWER .....	0.4
10		SOCKET ASSY., METER BULB .....	0.4
11		CABLE, SPEEDOMETER .....	0.3

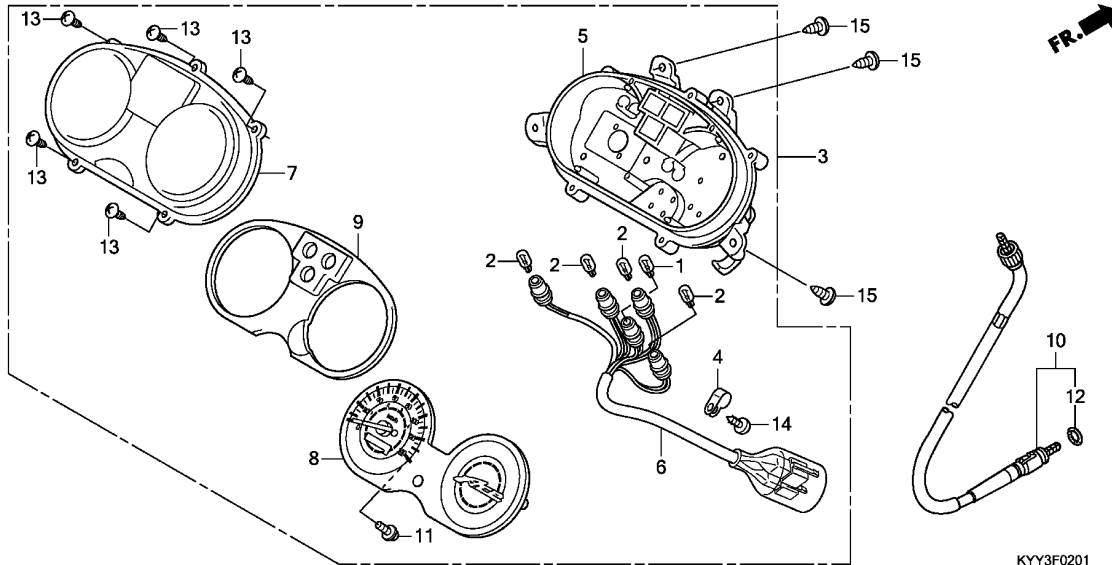
KYY3F0200

Ref. No.	Part No.	Description	Reqd. QTY	CGX125SH C D	Serial No.	Parts catalogue code
1	34908-KYA-601	BULB, WEDGE BASE(T10) (12V 3.4W)	1	-	-----	2AG,2CL,2PE,AG,CL,DK,MX,PE
2	34910-GFM-901	BULB, WEDGE BASE(T10) (12V 1.7W)	-	1	-----	2AG,2CL,2PE,AG,CL,DK,MX,PE
3	37111-KVX-600	SCREW, TAPPING, 4.2X14 .....	5	-	-----	2AG,2CL,2PE,AG,CL,DK,MX,PE
4	37200-KYY-970	SPEEDOMETER ASSY. ....	1	-	-----	2AG,2CL,2PE,AG,CL,DK,MX,PE
5	37210-KYY-970	CASE COMP., METER .....	1	-	-----	2AG,2CL,2PE,AG,CL,DK,MX,PE
6	37215-KPN-J00	RUBBER, METER SETTING .....	3	-	-----	2AG,2CL,2PE,AG,CL,DK,MX,PE
7	37215-KR1-760	CLAMP .....	1	-	-----	2AG,2CL,2PE,AG,CL,DK,MX,PE
8	37220-KYY-970	SPEEDOMETER COMP.(KPH) .....	1	-	-----	2AG,2CL,2PE,AG,CL,DK,MX,PE
9	37223-KYY-970	CASE, LOWER .....	1	-	-----	2AG,2CL,2PE,AG,CL,DK,MX,PE
10	37224-KYY-970	SOCKET COMP. ....	1	-	-----	2AG,2CL,2PE,AG,CL,DK,MX,PE
11	44830-KYY-901 44830-KYY-761	CABLE ASSY., SPEEDOMETER ....	1	-	-----	2AG,2CL,2PE,AG,CL,DK,MX,PE
12	86150-KYS-940	EMBLEM, PRODUCT .....	1	-	-----	2AG,2CL,2PE,AG,CL,DK,MX,PE



KYY3F0200

Ref. No.	Part No.	Description	Reqd. QTY		Serial No.	Parts catalogue code
			CGX125SH C	D		
13	90525-KYY-970	WASHER, PLAIN, 6MM	3	-	-----	2AG,2CL,2PE,AG,CL,DK,MX,PE
			-	3	-----	
14	91352-671-003	O-RING, 8.5X1.5(ARAI)	1	-	-----	2AG,2CL,2PE,AG,CL,DK,MX,PE
	91352-671-004	O-RING, 8.5X1.5(NOK)	1	-	-----	2AG,2CL,2PE,AG,CL,DK,MX,PE
	91256-KK3-840	O-RING, 10X1.5	-	1	-----	
15	93891-04012-00	SCREW-WASHER, 4X12	2	-	-----	2AG,2CL,2PE,AG,CL,DK,MX,PE
			-	2	-----	
16	93901-22320	SCREW, TAPPING, 3X12	3	-	-----	2AG,2CL,2PE,AG,CL,DK,MX,PE
			-	3	-----	
17	93903-24320	SCREW, TAPPING, 4X12	1	-	-----	2AG,2CL,2PE,AG,CL,DK,MX,PE
			-	1	-----	
18	94001-06080-0S	NUT, HEX., 6MM	3	-	-----	2AG,2CL,2PE,AG,CL,DK,MX,PE
			-	3	-----	



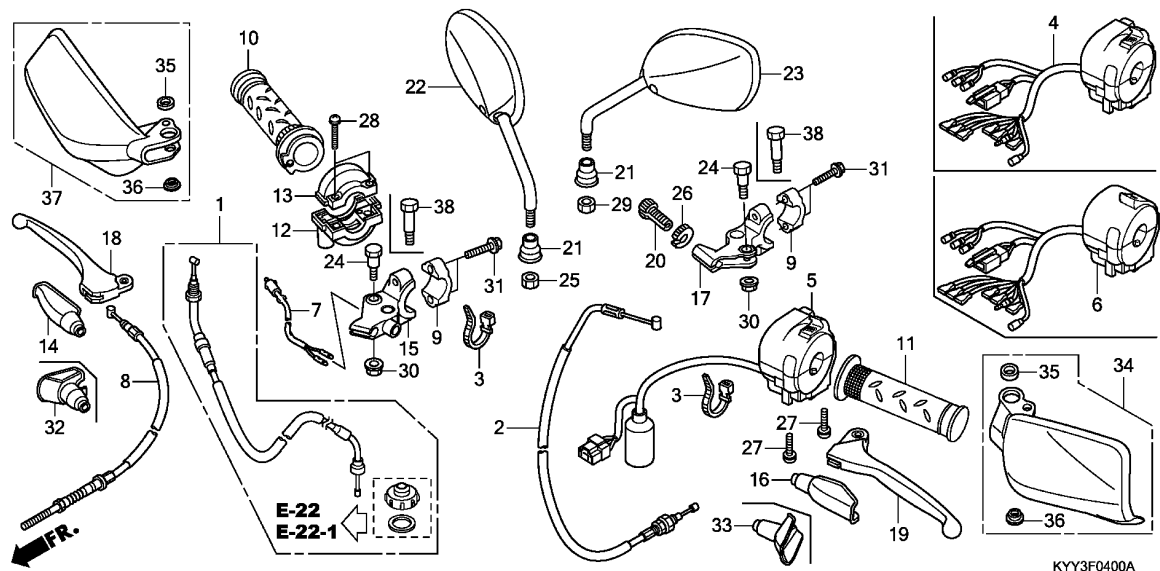
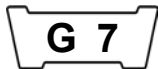
Ref. No.	L.O.N.	(Relative ref. Number) Description	F.R.T.
1		(2) BULB, METER(A) .....	0.2
	6161X8	.NOTE: Same time for two units or more	
3	8121J4	SPEEDOMETER ASSEMBLY(A) .....	0.3
5	8121D5	CASE, METER(A) :LOWER .....	0.5
6	6161G4	SOCKET ASSY., METER BULB .....	0.4
7	8121B7	LENS, METER .....	0.3
8	8121H1	SPEEDOMETER .....	0.6
9	4131A3	PLATE, REFLECTING .....	0.3
10	8111C5	CABLE, SPEEDOMETER(A) .....	0.2

3

Ref. No.	Part No.	Description	Reqd. QTY		Serial No.	Parts catalogue code
			CGX125SH	C D		
1	34909-GGC-900	BULB, WEDGE BASE(T10 12V 3W)	1	-	-----	3DK
2	34910-GFM-901	BULB, WEDGE BASE(T10)	4	-	-----	3DK
		(12V 1.7W)				
3	37200-KYY-980	SPEEDOMETER ASSY. ....	1	-	-----	3DK
4	37215-KR1-760	CLAMP .....	1	-	-----	3DK
5	37220-KYY-980	CASE ASSY. ....	1	-	-----	3DK
6	37224-KYY-980	SOCKET COMP. ....	1	-	-----	3DK
7	37230-KYY-901	LENS .....	1	-	-----	3DK
8	37230-KYY-980	SPEEDOMETER COMP.(KPH) .....	1	-	-----	3DK
9	37240-KYY-980	PLATE ASSY., REFLECTING .....	1	-	-----	3DK
10	44830-KYY-901	CABLE ASSY., SPEEDOMETER .....	1	-	-----	3DK
11	90035-GFM-901	SCREW-WASHER, SPECIAL, 4X12 ..	2	-	-----	3DK
12	91352-671-003	O-RING, 8.5X1.5(ARAI) .....	1	-	-----	3DK
	91352-671-004	O-RING, 8.5X1.5(NOK) .....	1	-	-----	3DK
13	93901-22320	SCREW, TAPPING, 3X12 .....	5	-	-----	3DK
14	93903-24320	SCREW, TAPPING, 4X12 .....	1	-	-----	3DK
15	93903-35320	SCREW, TAPPING, 5X16 .....	4	-	-----	3DK

F-4

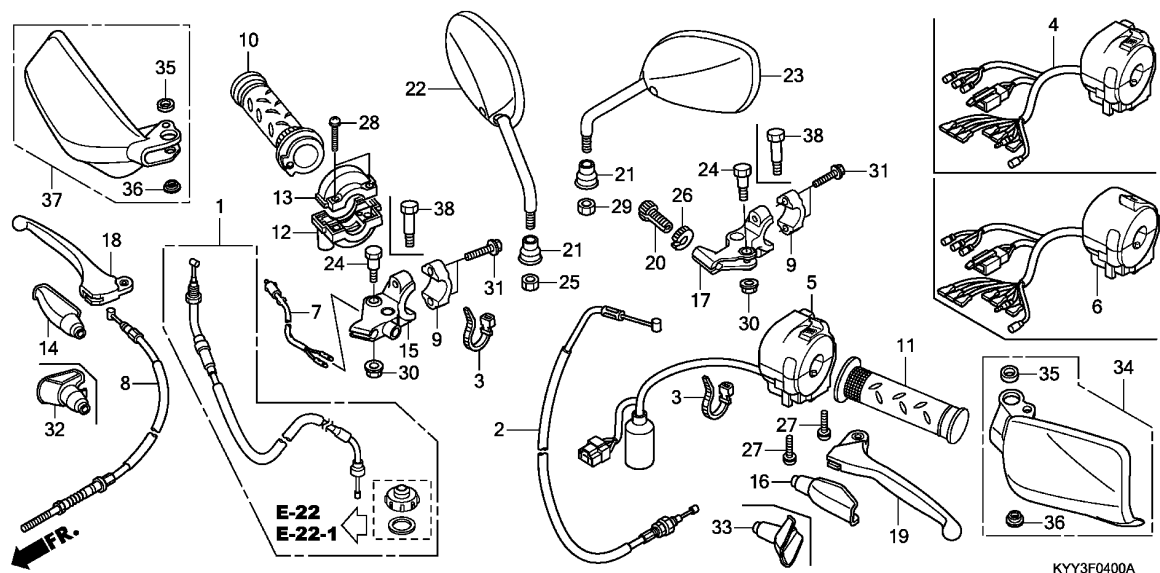
HANDLE LEVER/SWITCH/CABLE



Ref. No.	L.O.N.	(Relative ref. Number) Description	F.R.T.
1	811100	CABLE, THROTTLE .....	0.4
2	811115	CABLE, CLUTCH .....	0.4
5		(4,6)	
	615118	SWITCH, WINKER .....	0.4
7	6151B2	SWITCH, FRONT STOP .....	0.3
8	811125	CABLE, FRONT BRAKE .....	0.3
10	810150	GRIP, THROTTLE .....	0.2
11	8101C0	GRIP, HANDLE :LEFT .....	0.1
12	810155	HOUSING, THROTTLE .....	0.2
15	8101C9	BRACKET, HANDLE LEVER :RIGHT ..	0.3
17	8101C8	BRACKET, HANDLE LEVER :LEFT ..	0.2
	8101D0	BRACKET, HANDLE LEVER :BOTH ..	0.5
18	8101C7	LEVER, HANDLE :RIGHT .....	0.1
19	8101C6	LEVER, HANDLE :LEFT .....	0.1
	8101F5	LEVER, HANDLE :BOTH .....	0.2
34	8101E2	GUARD, KNUCKLE :LEFT .....	0.1
37	8101E3	GUARD, KNUCKLE :RIGHT .....	0.1

Ref. No.	Part No.	Description	Reqd. QTY	Serial No.	Parts catalogue code
			CGX125SH C D		
1	17920-KYY-970	CABLE SET, THROTTLE .....	1	-	2AG,2CL,2PE,AG,CL,DK,MX,PE
	17920-KYY-305	.....	1	-	3DK
	17920-KYY-970	.....	-	1	
2	22870-KYY-971	CABLE COMP., CLUTCH .....	1	-	2AG,2CL,2PE,AG,CL,DK,MX,PE
	22870-KYY-901	.....	1	-	3DK
	22870-KYY-761	.....	-	1	
3	32161-404-000	BAND B1, WIRE .....	2	2	
4	35200-KYY-970	SWITCH ASSY., WINKER .....	1	-	2PE,DK,MX,PE
		.....	-	1	2PE,3DK,DK,PE
5	35200-KYY-980	SWITCH ASSY., WINKER .....	1	-	3DK
6	35200-KYY-630	SWITCH ASSY., WINKER .....	1	-	2AG,2CL,AG,CL
	35200-KYY-840	.....	-	1	2CL,CL
7	35340-KWK-901	SWITCH ASSY., FR. STOP .....	1	1	
8	45450-KYY-970	CABLE ASSY., FR. BRAKE .....	1	-	2AG,2CL,2PE,AG,CL,DK,MX,PE
	45450-KYY-900	CABLE COMP., FR. BRAKE .....	1	-	3DK
	45450-KYY-970	CABLE ASSY., FR. BRAKE .....	-	1	
9	45517-KCS-W60	HOLDER, MASTER CYLINDER .....	2	2	
10	53140-KYY-970	GRIP COMP., THROTTLE .....	1	1	
11	53166-KYY-970	GRIP, L. HANDLE .....	1	1	
12	53167-GE4-000	HOUSING, THROTTLE .....	1	1	
		(UNDER)	1	1	
13	53168-KYY-920	HOUSING, UNDER THROTTLE .....	1	1	
		(UPPER)	1	1	
14	53171-402-700	COVER, R. HANDLE LEVER .....	1	-	
15	53171-KYY-900	BRACKET, R. HANDLE LEVER .....	1	1	
16	53172-402-700	COVER, L. HANDLE LEVER .....	1	-	



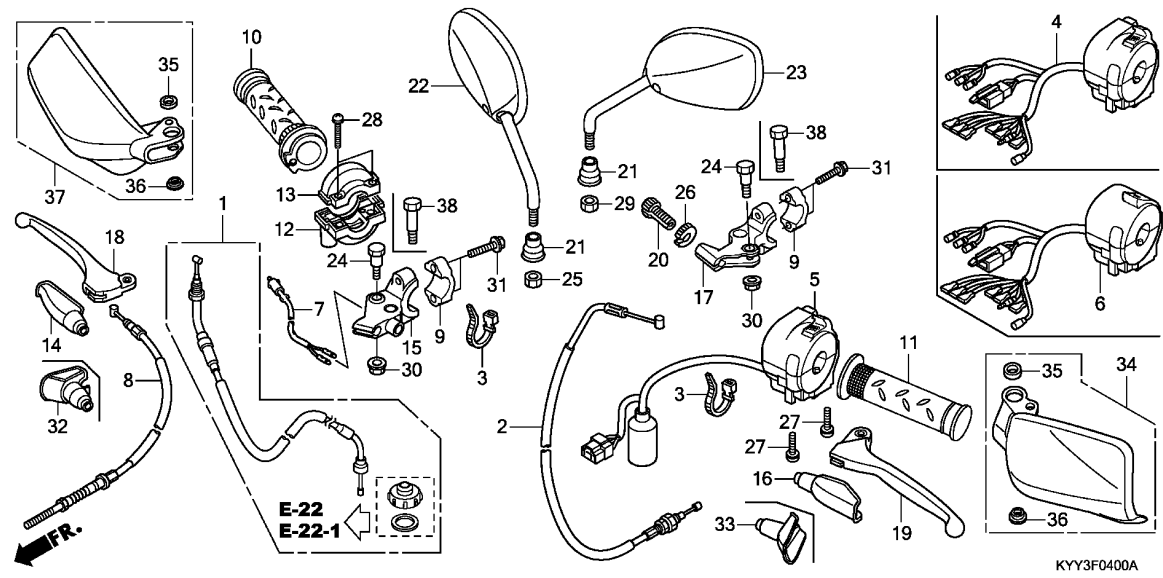


Ref. No.	Part No.	Description	Reqd. QTY		Serial No.	Parts catalogue code
			CGX125SH	C D		
17	53172-KYY-920	BRACKET, L. HANDLE LEVER	1	1		
18	53175-KYY-900	LEVER COMP., R. HANDLE	1	1		
19	53178-KYY-900	LEVER COMP., L. HANDLE	1	1		
20	53192-KTJ-900	BOLT, WIRE ADJUSTING	1	1		
21	88113-GN5-900	CAP, LOCK NUT	2	2		
22	88210-KYY-970	MIRROR COMP., R.	1	-		
	88210-KYY-900		-	1		
23	88220-KYY-970	MIRROR COMP., L.	1	-		
	88220-KYY-900		-	1		
24	90113-KYY-900	BOLT, HANDLE LEVER PIVOT	2	-		
25	90301-KYY-900	NUT, HEX., 10MM (LEFT HAND THREAD)	1	1		
26	90321-KTJ-900	NUT, FIXING	1	1		
27	93500-05020-06	SCREW, PAN, 5X20	2	2		
28	93500-05025-0A	SCREW, PAN, 5X25	2	2		
29	94001-10000-0S	NUT, HEX., 10MM	1	-		
	90302-KYY-900		-	1		
30	94050-06000	NUT, FLANGE, 6MM	2	2		
31	95701-06022-07	BOLT, FLANGE, 6X22	4	4		
32	53171-KYY-760	COVER, R. HANDLE LEVER	-	1		
33	53172-KYY-760	COVER, L. HANDLE LEVER	-	1		
34	53180-KYY-760ZB	GUARD, L. KNUCKLE *NH1*.....BLACK	-	1		
35	53181-KYY-760	COLLAR, KNUCKLE GUARD	-	2		
36	53182-KYY-760	COLLAR, KNUCKLE GUARD MOUNT	-	2		

F-4

HANDLE LEVER/SWITCH/CABLE

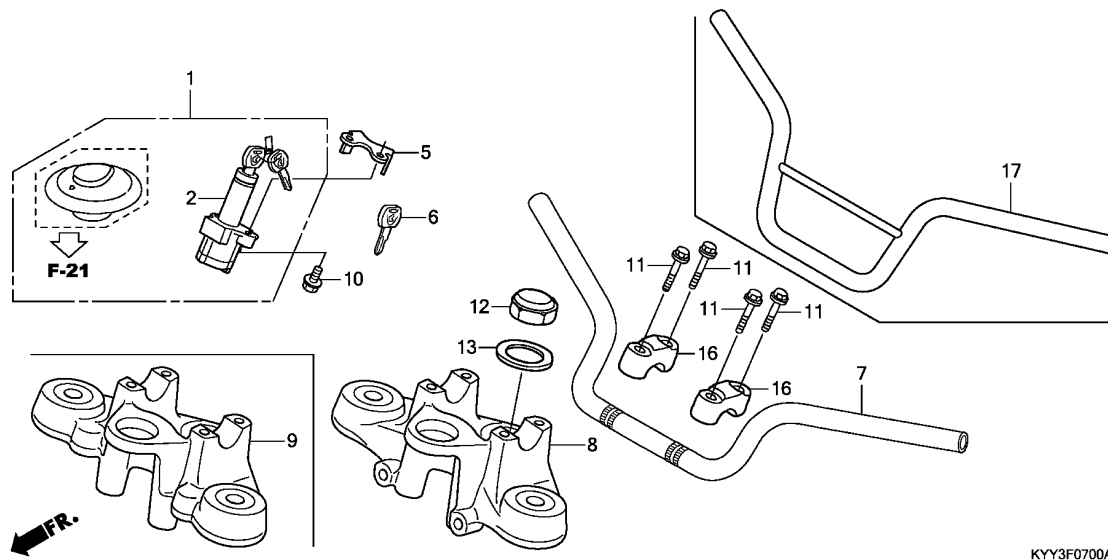
G 9



Ref. No.	Part No.	Description	Reqd. QTY		Serial No.	Parts catalogue code
			CGX125SH	D		

37	53190-KYY-760ZB	GUARD, R. KNUCKLE				
		*NH1*.....BLACK	-	1		
38	90113-KYY-760	BOLT, HANDLE LEVER PIVOT ....	-	2		

3



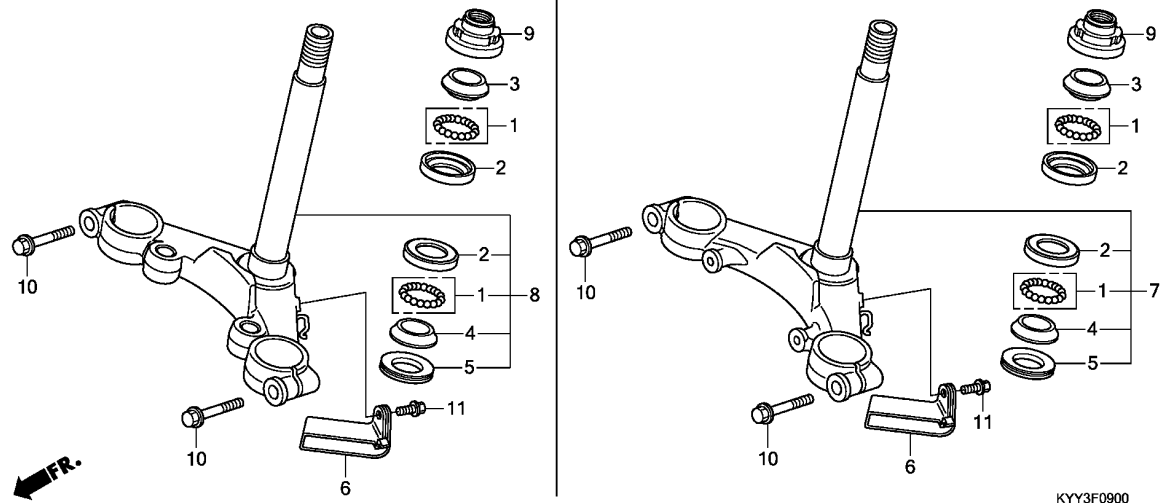
Ref. No.	L.O.N.	(Relative ref. Number) Description	F.R.T.
1	6151A1	KEY SET .....	0.5
	6151D2	KEY SET(A) .....	0.6
		.NOTE: 3DK type	
2	615145	SWITCH, COMBINATION & LOCK ...	0.5
	6151E9	SWITCH, COMBINATION & LOCK(A) ...	0.6
		.NOTE: 3DK type	
7		(17)	
8	810100	PIPE, STEERING HANDLE .....	0.5
		(9)	
	510110	BRIDGE, FORK TOP .....	0.7

Ref. No.	Part No.	Description	Reqd. QTY		Serial No.	Parts catalogue code
			CGX125SH	C D		
1	35010-KYY-970	KEY SET .....	1	1		
	35010-KYY-980	.....	1	1		
2	35100-KYY-971	SWITCH ASSY., COMBINATION & LOCK	1	1		
	35100-KYY-980	.....	1	1		
5	35106-KVX-600	COVER, COMBINATION SWITCH ...	1	1		
6	35121-KTT-890	KEY, BLANK .....	(1)	(1)		
7	53100-KYY-970	PIPE, STEERING HANDLE .....	1	-		
8	53230-KYY-900ZB	BRIDGE, FORK TOP	1	-		
		*NH1*.....BLACK	1	-	----- 3DK	
9	53230-KYY-970ZB	BRIDGE, FORK TOP	1	-		
		*NH1*.....BLACK	1	-	----- 2AG,2CL,2PE,AG,CL,DK,MX,PE	
	53230-KYY-970ZA	*NH105*...MAT BLACK (#15-#20)	-	1		
10	90104-MJ1-000	BOLT, FLANGE, 8X19 .....	2	2		
11	90117-383-000	BOLT, FLANGE, 6X28 .....	4	4		
12	90304-159-000	NUT, STEERING STEM .....	1	1		
13	90503-011-000	WASHER, STEERING STEM .....	1	1		
16	95014-21201	HOLDER A2, HANDLE PIPE UPPER	2	2		
17	53100-KYY-770	PIPE, STEERING HANDLE .....	-	1		

F-9

STEERING STEM(1)

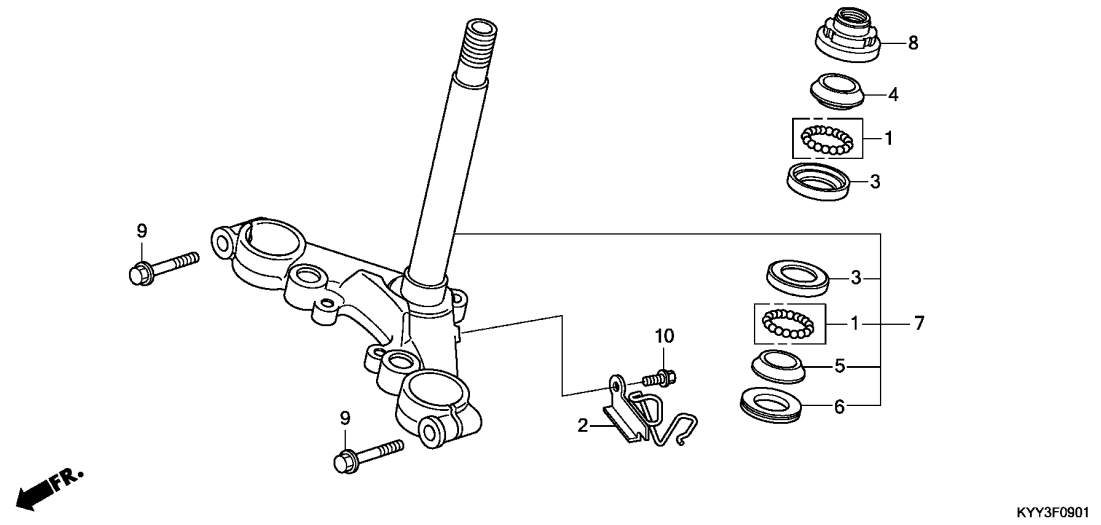
G11



Ref. No.	L.O.N.	(Relative ref. Number) Description	F.R.T.
2		(1)	
5101A0		RACE, STEERING BALL :UPPER ...	0.9
5101A1		RACE, STEERING BALL :LOWER ...	0.9
5101C9		RACE, STEERING BALL :BOTH ....	0.9
3		5101A9 RACE, STEERING TOP CONE .....	0.6
4		(1,5)	
5101B0		RACE, STEERING BOTTOM CONE ...	1.1
7		(8)	
510100		STEM OR SHAFT ASSY., STEERING	0.9
9		5101B2 THREAD, STEERING HEAD TOP ....	0.6

Ref. No.	Part No.	Description	Reqd. QTY	CGX125SH	Serial No.	Parts catalogue code
				C D		
1	06530-KRF-H70	BALL ASSY., STEEL, #6X21 ....	2	-		
2	50301-KCS-W60	RACE, STEERING BALL .....	2	-		
3	53211-KCS-W60	RACE, STEERING TOP CONE .....	1	-		
4	53212-KCS-W60	RACE, STEERING BOTTOM CONE ..	1	-		
5	53214-001-010	DUST SEAL, STEERING HEAD ....	1	-		
6	53216-KYY-900	PLATE, WIRE HARNESS GUIDE ...	1	-		
7	53219-KYY-900	STEM SUB ASSY., STEERING ....	1	-	----- 3DK	
8	53219-KYY-970	STEM SUB ASSY., STEERING ....	1	-	----- 2AG,2CL,2PE,AG,CL,DK,MX,PE	
9	53220-074-000	THREAD COMP., STEERING HEAD				
		TOP	1	-		
10	95701-08035-07	BOLT, FLANGE, 8X35 .....	2	-		
11	96001-06012-07	BOLT, FLANGE, 6X12 .....	1	-		

3



Ref. No.	L.O.N.	(Relative ref. Number) Description	F.R.T.
3		(1)	
	5101A0	RACE, STEERING BALL :UPPER ...	0.9
	5101A1	RACE, STEERING BALL :LOWER ...	0.9
	5101C9	RACE, STEERING BALL :BOTH ....	0.9
4	5101A9	RACE, STEERING TOP CONE .....	0.6
5		(1,6)	
	5101B0	RACE, STEERING BOTTOM CONE ...	1.1
7	510100	STEM OR SHAFT ASSY., STEERING	0.9
8	5101B2	THREAD, STEERING HEAD TOP ....	0.6

KYY3F0901

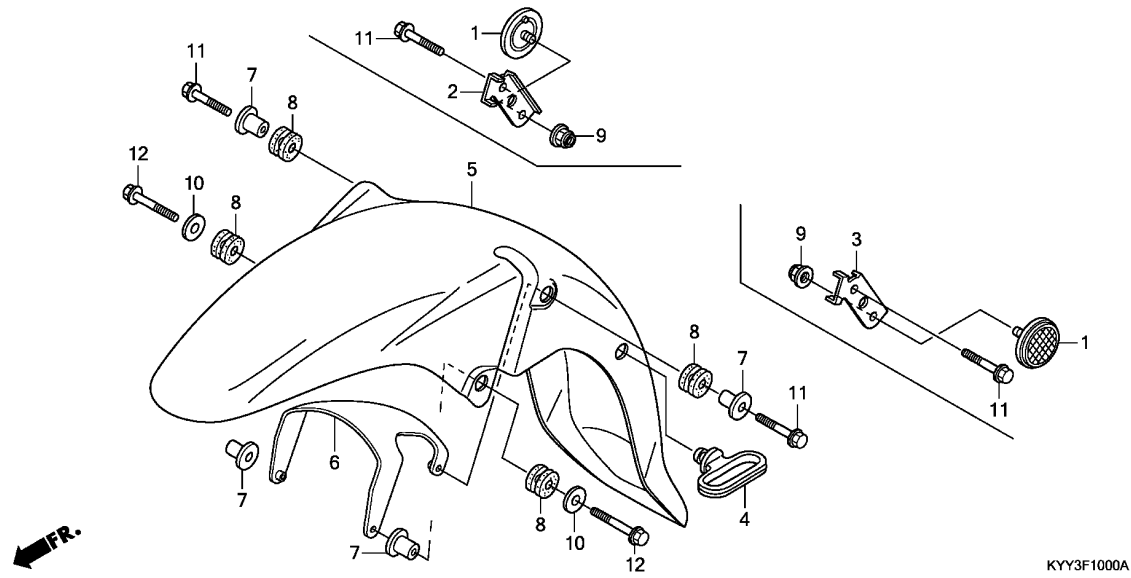
3

Ref. No.	Part No.	Description	Reqd. QTY		Serial No.	Parts catalogue code
			CGX125SH	C D		
1	06530-KRF-H70	BALL ASSY., STEEL, #6X21 .....	-	2		
2	45158-KYY-760	GUIDE COMP., CABLE .....	-	1		
3	50301-KCS-W60	RACE, STEERING BALL .....	-	2		
4	53211-KCS-W60	RACE, STEERING TOP CONE .....	-	1		
5	53212-KCS-W60	RACE, STEERING BOTTOM CONE ..	-	1		
6	53214-001-010	DUST SEAL, STEERING HEAD .....	-	1		
7	53219-KYY-760	STEM SUB ASSY., STEERING .....	-	1		
8	53220-074-000	THREAD COMP., STEERING HEAD				
		TOP	-	1		
9	95701-08035-07	BOLT, FLANGE, 8X35 .....	-	2		
10	96001-06012-07	BOLT, FLANGE, 6X12 .....	-	1		

F-10

FRONT FENDER(1)

G13



Ref. No.	L.O.N.	(Relative ref. Number) Description	F.R.T.
----------	--------	------------------------------------	--------

5	4131B7	(6) FENDER, FRONT .....	0.3
---	--------	-------------------------	-----

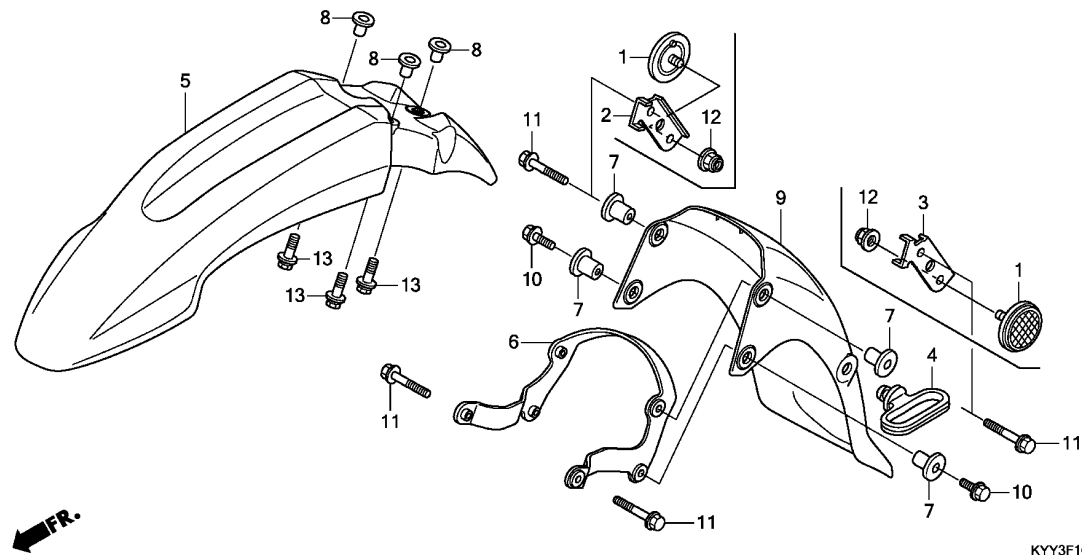
Ref. No.	Part No.	Description	Reqd. QTY		Serial No.	Parts catalogue code
			CGX125SH C	D		
1	33741-KYY-901	REFLECTOR, REFLEX .....	2	-	-----	2CL,CL,DK
2	33742-KYY-970	STAY, R. FR. SIDE REFLECTOR .	1	-	-----	2CL,CL,DK
3	33743-KYY-970	STAY, L. FR. SIDE REFLECTOR .	1	-	-----	2CL,CL,DK
4	45451-473-000	GUIDE, FR. FENDER CABLE .....	1	-	-----	
5	61100-KYY-900ZD	FENDER, FR. *R264C*.....CANDY LUCID RED	1	-	-----	2AG,2CL,2PE,AG,CL,MX,PE
	61100-KYY-900ZB	*NHA06P*..PEARL PROCYON BLACK	1	-	-----	2AG,2CL,2PE,AG,CL,PE
	61100-KYY-900ZC	*PB323C*.....CANDY ARUJA BLUE	1	-	-----	2AG,2CL,2PE,AG,CL,PE
	61100-KYY-970	.....	1	-	-----	3DK,DK
	61100-KYY-900ZK	*NH495P*...PEARL CANCER WHITE	1	-	-----	MX
6	61102-KYY-900	STAY, FR. FENDER .....	1	-	-----	
7	61103-KEJ-660	COLLAR, FR. FENDER MOUNTING .	4	-	-----	
8	61104-KEJ-660	RUBBER, FR. FENDER MOUNTING .	4	-	-----	
9	90301-473-003	NUT, U, 6MM(FUSERASHI) .....	2	-	-----	2CL,CL,DK
	90301-KEJ-900	NUT, SPECIAL, 6MM .....	2	-	-----	2CL,CL,DK
10	90501-KYY-970	WASHER, FR. FENDER .....	2	-	-----	
11	96001-06028-00	BOLT, FLANGE, 6X28 .....	2	-	-----	
12	96001-06035-00	BOLT, FLANGE, 6X35 .....	2	-	-----	

3

F-10-1

FRONT FENDER(2)

G14

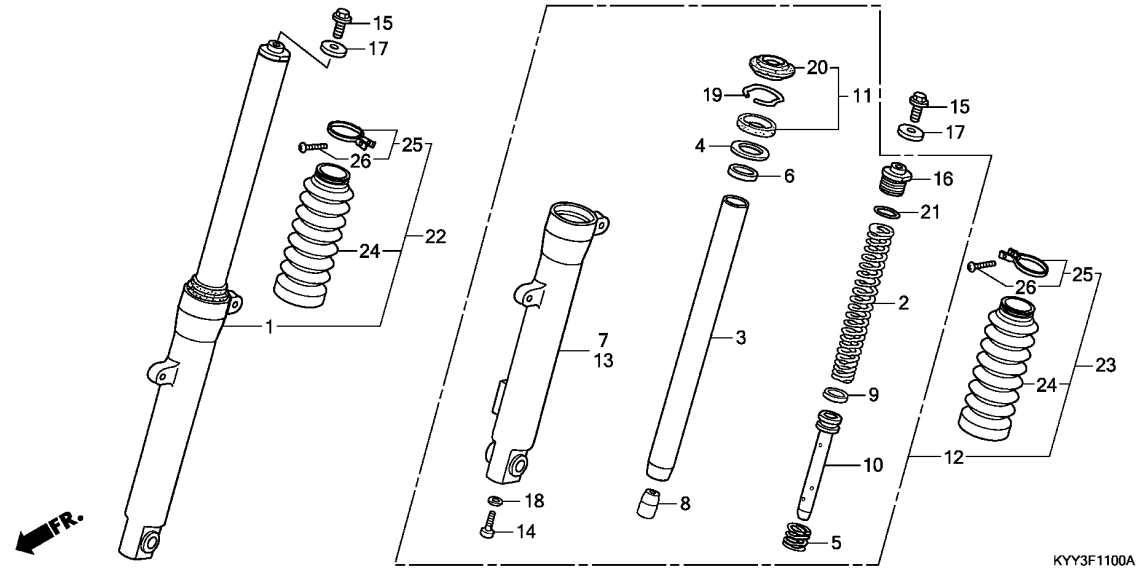


KYY3F1001

Ref. No.	L.O.N.	(Relative ref. Number) Description	F.R.T.
5	413103	FENDER A, FRONT	0.1
9	(6)		
	413104	FENDER B, FRONT	0.1

3

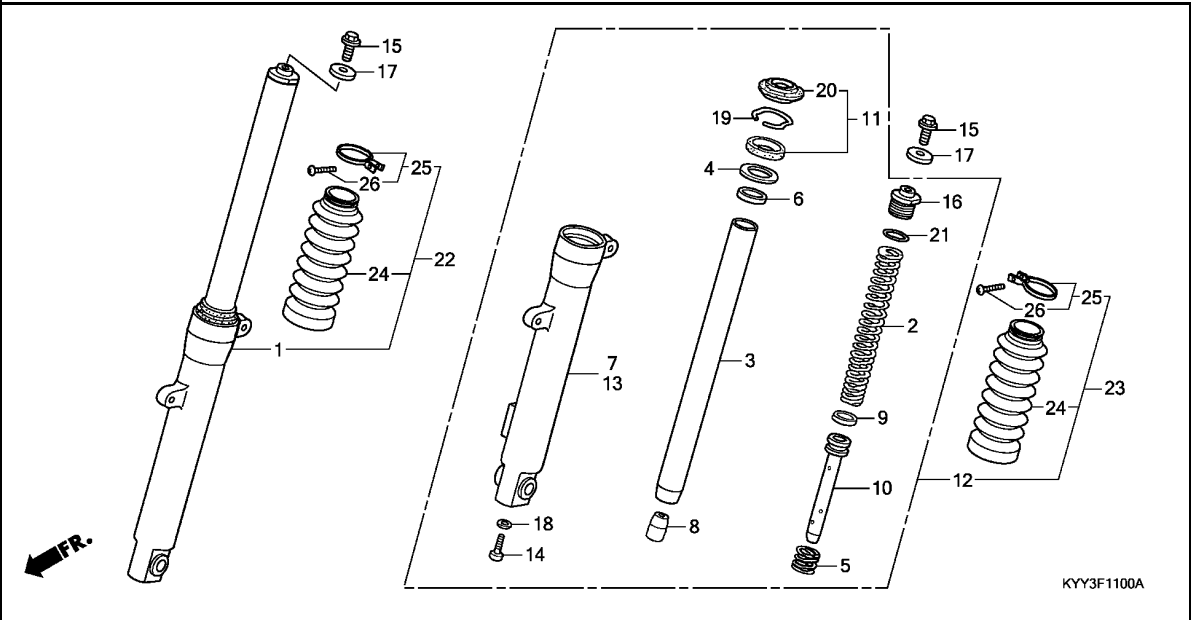
Ref. No.	Part No.	Description	Reqd. QTY		Serial No.	Parts catalogue code
			CGX125SH	C D		
1	33741-KYY-901	REFLECTOR, REFLEX	-	2	----- 2CL,CL	
2	33742-KYY-970	STAY, R. FR. SIDE REFLECTOR	-	1	----- 2CL,CL	
3	33743-KYY-970	STAY, L. FR. SIDE REFLECTOR	-	1	----- 2CL,CL	
4	45451-473-000	GUIDE, FR. FENDER CABLE	-	1		
5	61100-KYY-760ZB	FENDER, FR. UPPER	-	1		
	*NH1*	.....BLACK	-	1		
6	61102-KYY-760	STAY, FR. FENDER	-	1		
7	61103-KYY-760	COLLAR, FR. LOWER FENDER MOUNT	-	4		
8	61104-KYY-760	COLLAR, FR. UPPER FENDER MOUNT	-	3		
9	61200-KYY-760	FENDER, FR. LOWER	-	1		
10	90004-GHB-610	BOLT, FLANGE, 6X12(NSHF)	-	2		
11	90004-GHB-670	BOLT, FLANGE, 6X25(NSHF)	-	4		
12	90301-473-003	NUT, U, 6MM(FUSERASHI)	-	2	----- 2CL,CL	
	90301-KEJ-900	NUT, SPECIAL, 6MM	-	2	----- 2CL,CL	
13	93404-06020-00	BOLT-WASHER, 6X20	-	3		



KYY3F1100A

Ref. No.	L.O.N.	(Relative ref. Number) Description	F.R.T.
1	5111C3	FORK ASSY., FRONT :RIGHT	0.4
2	5111C5	SPRING, FRONT FORK :LEFT	0.6
	5111C6	SPRING, FRONT FORK :RIGHT	0.6
	5111C7	SPRING, FRONT FORK :BOTH	0.9
3		(5,8,9,10)	
	5111G2	PIPE, FRONT FORK :LEFT	0.7
	5111G3	PIPE, FRONT FORK :RIGHT	0.7
	5111G4	PIPE, FRONT FORK :BOTH	1.1
7		(6)	
	5111D2	CASE, BOTTOM :RIGHT	0.8
11	5111E7	SEAL SET, FRONT FORK :LEFT	0.8
	5111E8	SEAL SET, FRONT FORK :RIGHT	0.8
	5111E9	SEAL SET, FRONT FORK :BOTH	1.3
12	5111C2	FORK ASSY., FRONT :LEFT	0.4
	5111C4	FORK ASSY., FRONT :BOTH	0.5
13		(6)	
	5111D1	CASE, BOTTOM :LEFT	0.8
	5111D3	CASE, BOTTOM :BOTH	1.3
24		(22,23)	
	5111J9	BOOT, FRONT FORK :LEFT	0.4
	5111K0	BOOT, FRONT FORK :RIGHT	0.4
	5111K1	BOOT, FRONT FORK :BOTH	0.5

Ref. No.	Part No.	Description	Reqd. QTY	CGX125SH C D	Serial No.	Parts catalogue code
1	51400-KYY-971	FORK ASSY., R. FR.	1	-		
2	51401-KYY-901	SPRING, FR. FORK	2	2		
3	51410-KYY-902	PIPE COMP., FR. FORK	2	2		
4	51412-GGC-901	WASHER, OIL SEAL	2	2		
5	51413-KPN-A00	SPRING, REBOUND	2	2		
6	51414-GFM-J11	GUIDE, FR. FORK	2	2		
7	51420-KYY-971	CASE, R. BOTTOM	1	-		
	51420-KYY-781	.....	-	1		
8	51432-KRF-H71	PIECE, OIL LOCK	2	2		
9	51437-KRF-H71	RING, PISTON	2	2		
10	51440-KYY-901	PIPE, SEAT	2	2		
11	51490-KYY-901	SEAL SET, FR. FORK	2	2		
12	51500-KYY-903	FORK ASSY., L. FR.	1	-		
13	51520-KYY-902	CASE, L. BOTTOM	1	-		
	51520-KYY-761	.....	-	1		
14	90116-KRF-H71	BOLT, SOCKET, 8X30	2	2		
15	90123-KRM-860	BOLT, FR. FORK	2	2		
16	90123-KYY-901	BOLT, FR. FORK	2	2		
17	90521-KSP-900	WASHER, 10.3MM	2	2		
18	90544-KRF-H71	WASHER, SPECIAL, 8MM	2	2		
19	90651-KRF-H71	RING, OIL SEAL STOPPER	2	2		
20	91254-KRF-H71	SEAL, DUST	2	2		
21	91351-KRF-H71	O-RING, 22X2.8	2	2		
22	51400-KYY-781	FORK ASSY., R. FR.	-	1		
23	51500-KYY-761	FORK ASSY., L. FR.	-	1		

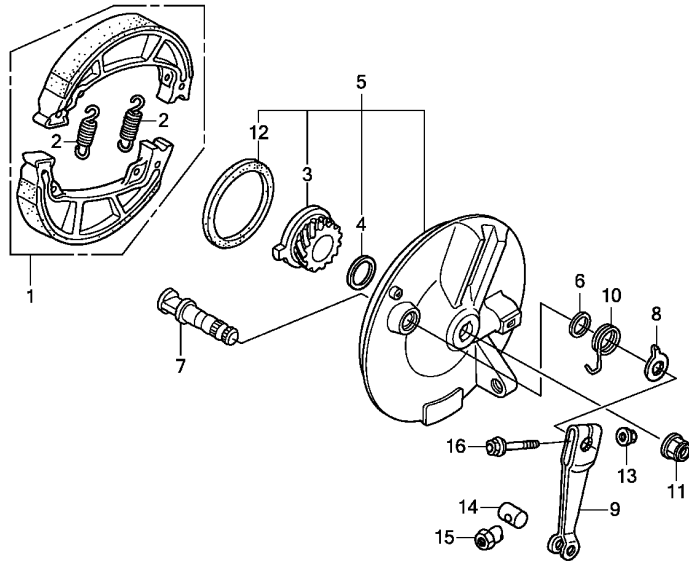


Ref. No.	Part No.	Description	Reqd. QTY		Serial No.	Parts catalogue code
			CGX125SH C	D		
24	51611-KYY-761	BOOT, FR. FORK .....	-	2		
25	51612-KTJ-C00	BAND, FR. FORK BOOT .....	-	2		
26	93500-03020-0G	SCREW, PAN, 3X20 .....	-	2		

F-13

FRONT BRAKE PANEL

H 1



Ref. No.	L.O.N.	(Relative ref. Number) Description	F.R.T.
1	711115	SHOE(PAD) SET, BRAKE :FRONT ..	0.3
3		(12)	
3	7101C3	GEAR, SPEEDOMETER .....	0.3
5		(7)	
5	7111D0	PANEL, FRONT BRAKE .....	0.4
9	7111C3	ARM, BRAKE :FRONT .....	0.1

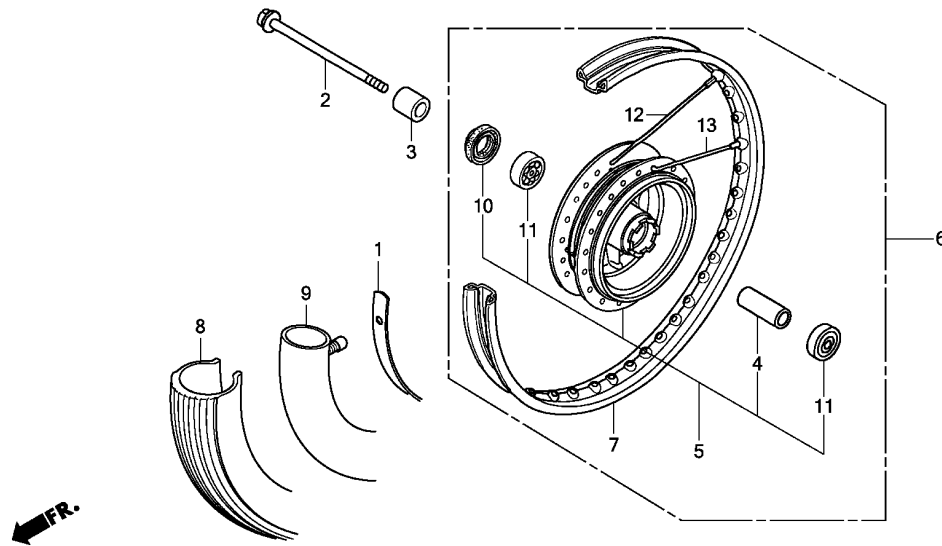
Ref. No.	Part No.	Description	Reqd. QTY	Serial No.	Parts catalogue code
			CGX125SH C D		
1	06430-KRF-B90	SHOE SET, BRAKE(JB) .....	1 1		
2	43151-KCW-870	SPRING, BRAKE SHOE .....	2 2		
3	44806-KST-900	GEAR, SPEEDOMETER(21T) .....	1 1		
4	44808-107-720	WASHER, SPEEDOMETER GEAR .....	1 1		
5	45010-KYY-900ZB	PANEL SUB COMP., FR. BRAKE			
	*NH132M*..MAX SILVER METALLIC		1 -		
	45010-KYY-900ZA	*NH303M*			
		MAT AXIS GRAY METALLIC	- 1	-----	2CL,2PE,3DK
	45010-KYY-900ZB	*NH132M*..MAX SILVER METALLIC	- 1	-----	CL,DK,PE
6	45134-250-000	DUST SEAL, BRAKE CAM .....	1 1		
7	45141-KVX-600	CAM, FR. BRAKE .....	1 1		
8	45145-KRF-B40	INDICATOR, FR. BRAKE .....	1 1		
9	45410-KVX-600	ARM, FR. BRAKE .....	1 1		
10	45435-121-010	SPRING, FR. BRAKE ARM RETURN	1 1		
11	90306-KYA-601	NUT, FLANGE, 12MM(PT) .....	1 1		
12	91251-GK4-003	OIL SEAL, 47X60X7(ARAI) .....	1 1		
	91251-GK4-005	OIL SEAL, 47X60X7(NOK) .....	1 1		
13	94050-06080	NUT, FLANGE, 6MM .....	1 1		
14	95015-32001	JOINT B, BRAKE ARM .....	1 1		
15	95015-42000	NUT B, BRAKE ROD ADJUSTING ..	1 1		
16	95701-06032-00	BOLT, FLANGE, 6X32 .....	1 1		

3

F-14-10

FRONT WHEEL(SPOKE)

H 2



KYY3F1410

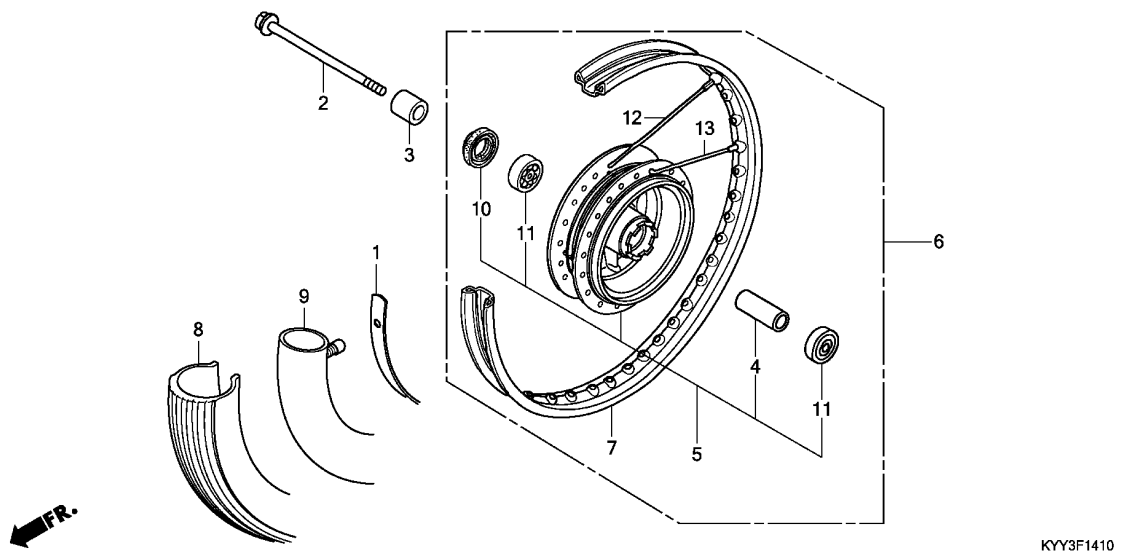
Ref. No.	L.O.N.	(Relative ref. Number) Description	F.R.T.
2		(10)	
710151		AXLE, FRONT WHEEL .....	0.2
5		(12,13)	
710103		HUB, FRONT WHEEL .....	2.2
6		7101D4 FRONT WHEEL .....	0.7
7		710109 RIM, WHEEL :FRONT .....	2.1
8		(1)	
710139		FRONT TIRE(ONE) .....	0.7
9		(1)	
710140		TUBE, FRONT TIRE(ONE) .....	0.7
11		710115 BEARING, FRONT WHEEL(ONE) .....	0.4
710115G		.Replace 1 bearing add .....	0.1

Ref. No.	Part No.	Description	Reqd. QTY	CGX125SH C D	Serial No.	Parts catalogue code
1	42713-KWK-920	FLAP, TIRE(DURO) .....	1	-	-----	AG,CL,DK,MX,PE
	44713-KVX-600	FLAP, TIRE(CHENG SHIN) (18X1.60)	1	-	-----	AG,CL,DK,MX,PE
	42713-KWK-920	FLAP, TIRE(DURO) .....	-	1	-----	CL
	44713-KVX-600	FLAP, TIRE(CHENG SHIN) (18X1.60)	-	1	-----	CL
	42713-KYY-761	FLAP, TIRE(KENDA) .....	-	1	-----	DK,PE
2	44301-KYY-900	AXLE, FR. WHEEL .....	1	1	-----	AG,CL,DK,MX,PE
3	44311-KYY-900	COLLAR, FR. WHEEL SIDE .....	1	1	-----	AG,CL,DK,MX,PE
4	44620-400-000	COLLAR, FR. AXLE DISTANCE .....	1	1	-----	AG,CL,DK,MX,PE
	44620-KRS-830	.....	1	1	-----	AG,CL,DK,MX,PE
5	44635-KYY-900ZA	HUB SUB ASSY., FR. *NH132M*..MAX SILVER METALLIC	1	1	-----	AG,CL,DK,MX,PE
6	44650-KYY-900ZB	WHEEL SUB ASSY., FR. *NH132M*..MAX SILVER METALLIC	1	1	-----	AG,CL,DK,MX,PE
7	44701-KVX-700	RIM, FR. WHEEL .....	1	1	-----	AG,CL,DK,MX,PE
8	44711-KYA-600	TIRE, FR.(CHENG SHIN) (80/100-18M/C 47P)	1	-	-----	AG,CL,DK,MX,PE
	44711-KYY-971	TIRE, FR.(DURO) (80/100-18M/C 47P)	1	-	-----	AG,CL,DK,MX,PE
	44711-KYA-600	TIRE, FR.(CHENG SHIN) (80/100-18M/C 47P)	-	1	-----	CL
	44711-KYY-971	TIRE, FR.(DURO) (80/100-18M/C 47P)	-	1	-----	CL
	44711-KYY-761	TIRE, FR.(KENDA)(2.75-18 42P)	-	1	-----	DK,PE
9	44712-KVX-600	TUBE, TIRE(CHENG SHIN) (80/100-18)	1	-	-----	AG,CL,DK,MX,PE
	44712-KYY-971	TUBE, TIRE(DURO) .....	1	-	-----	AG,CL,DK,MX,PE

**F-14-10**

**FRONT WHEEL(SPOKE)**

**H 3**



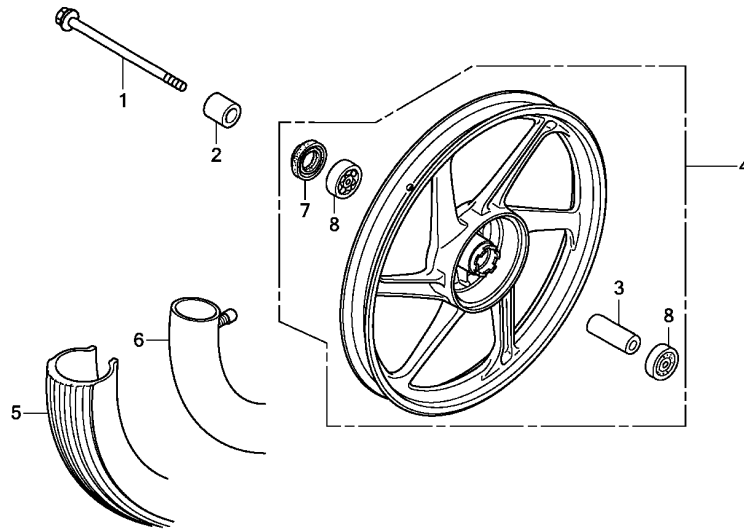
Ref. No.	Part No.	Description	Reqd. QTY		Serial No.	Parts catalogue code
			CGX125SH C	D		
(9)	44712-KVX-600	TUBE, TIRE(CHENG SHIN) (80/100-18)	-	1	-----	CL
	44712-KYY-971	TUBE, TIRE(DURO)	-	1	-----	CL
	44712-KYY-761	TUBE, TIRE(KENDA)	-	1	-----	DK,PE
10	91251-KYY-900	DUST SEAL, 21X37X7	1	1	-----	AG,CL,DK,MX,PE
11	96140-63010-10	BEARING, RADIAL BALL, 6301U	2	2	-----	AG,CL,DK,MX,PE
12	97334-41163-PO	SPOKE SET(A10X161.5) (INSIDE)	18	18	-----	AG,CL,DK,MX,PE
13	97600-41162-PO	SPOKE SET(A10X161) (OUTSIDE)	18	18	-----	AG,CL,DK,MX,PE

**3**

F-14-30

FRONT WHEEL(CAST)

H 4

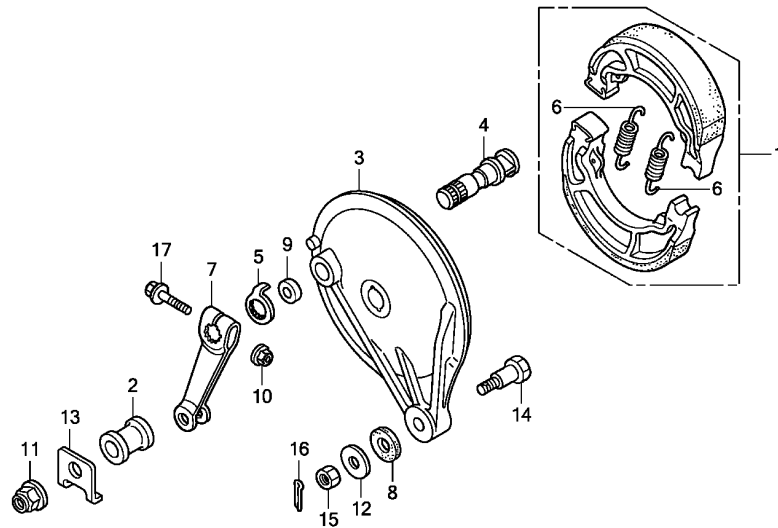


KYY3F1430

Ref. No.	L.O.N.	(Relative ref. Number) Description	F.R.T.
1		(7)	
710151		AXLE, FRONT WHEEL .....	0.2
4	7101D4	FRONT WHEEL .....	0.7
5	710139	FRONT TIRE(ONE) .....	0.7
6	710140	TUBE, FRONT TIRE(ONE) .....	0.7
8	710115	BEARING, FRONT WHEEL(ONE) ....	0.4
	710115G	.ReplacE 1 bearing add .....	0.1

3

Ref. No.	Part No.	Description	Reqd. QTY		Serial No.	Parts catalogue code
			CGX125SH C	D		
1	44301-KYY-900	AXLE, FR. WHEEL .....	1	1	-----	2AG,2CL,2PE,3DK
2	44311-KYY-900	COLLAR, FR. WHEEL SIDE .....	1	1	-----	2AG,2CL,2PE,3DK
3	44620-400-000	COLLAR, FR. AXLE DISTANCE ...	1	1	-----	2AG,2CL,2PE,3DK
	44620-KRS-830	.....	1	1	-----	2AG,2CL,2PE,3DK
4	44650-KYY-910ZA	WHEEL SUB ASSY., FR. *NH132M*..MAX SILVER METALLIC	1	-	-----	2AG,2CL,2PE,3DK
	44650-KYY-910ZB	*NH303M* MAT AXIS GRAY METALLIC	-	1	-----	2CL,2PE,3DK
5	44711-KYA-600	TIRE, FR.(CHENG SHIN) (80/100-18M/C 47P)	1	-	-----	2AG,2CL,2PE,3DK
	44711-KYY-971	TIRE, FR.(DURO) (80/100-18M/C 47P)	1	-	-----	2AG,2CL,2PE,3DK
	44711-KYA-600	TIRE, FR.(CHENG SHIN) (80/100-18M/C 47P)	-	1	-----	2CL
	44711-KYY-971	TIRE, FR.(DURO) (80/100-18M/C 47P)	-	1	-----	2CL
	44711-KYY-761	TIRE, FR.(KENDA)(2.75-18 42P)	-	1	-----	2PE,3DK
6	44712-KVX-600	TUBE, TIRE(CHENG SHIN) (80/100-18)	1	-	-----	2AG,2CL,2PE,3DK
	44712-KYY-971	TUBE, TIRE(DURO) .....	1	-	-----	2AG,2CL,2PE,3DK
	44712-KVX-600	TUBE, TIRE(CHENG SHIN) (80/100-18)	-	1	-----	2CL
	44712-KYY-971	TUBE, TIRE(DURO) .....	-	1	-----	2CL
	44712-KYY-761	TUBE, TIRE(KENDA) .....	-	1	-----	2PE,3DK
7	91251-KYY-900	DUST SEAL, 21X37X7 .....	1	1	-----	2AG,2CL,2PE,3DK
8	96140-63010-10	BEARING, RADIAL BALL, 6301U	2	2	-----	2AG,2CL,2PE,3DK



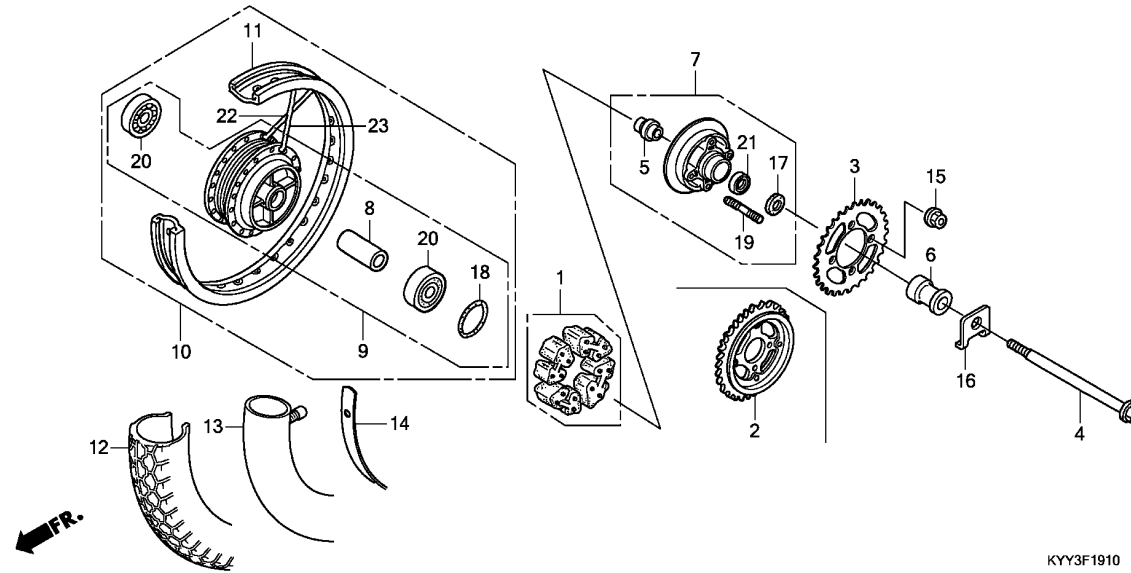
Ref. No.	L.O.N.	(Relative ref. Number) Description	F.R.T.
1	711140	SHOE(PAD) SET, BRAKE :REAR ... (4)	0.4
3	7111A9	PANEL, REAR BRAKE .....	0.5
7	7111C4	ARM, BRAKE :REAR .....	0.1

Ref. No.	Part No.	Description	Reqd. QTY		Serial No.	Parts catalogue code
			CGX125SH	C	D	
1	06430-KRF-B70	SHOE SET, BRAKE(ASK) .....	1	1		
2	42313-KYY-900	COLLAR, RR. BRAKE PANEL SIDE	1	1		
3	43100-KYY-900ZB	PANEL COMP., RR. BRAKE	1	-		
	43100-KYY-900ZA	*NH132M*..MAX SILVER METALLIC	1	-		
		*NH303M*				
		MAT AXIS GRAY METALLIC	-	1	-----	2CL,2PE,3DK
	43100-KYY-900ZB	*NH132M*..MAX SILVER METALLIC	-	1	-----	CL,DK,PE
4	43141-KRV-900	CAM, RR. BRAKE .....	1	1		
5	43145-KRF-B40	INDICATOR, RR. BRAKE .....	1	1		
6	43151-KCW-870	SPRING, BRAKE SHOE .....	2	2		
7	43410-KYY-900	ARM, RR. BRAKE .....	1	1		
8	43434-ME1-670	RUBBER, STOPPER ARM .....	1	1		
9	45134-250-000	DUST SEAL, BRAKE CAM .....	1	1		
10	90302-KYA-601	NUT, FLANGE, 6MM(PT) .....	1	1		
11	90305-KYA-601	NUT, FLANGE, 14MM(PT) .....	1	1		
12	90505-425-000	WASHER, 8MM .....	1	1		
13	90559-KYY-900	WASHER, RR. AXLE .....	1	1		
14	92811-10000	BOLT A, BRAKE STOPPER .....	1	1		
15	94001-08080-0S	NUT, HEX., 8MM .....	1	1		
16	94201-20150	PIN, SPLIT, 2.0X15 .....	1	1		
17	95701-06035-08	BOLT, FLANGE, 6X35 .....	1	1		

# F-19-10

# REAR WHEEL(SPOKE)

H 6



Ref. No.	L.O.N.	(Relative ref. Number) Description	F.R.T.
1		(18)	
710157		DAMPER, REAR WHEEL .....	0.3
3		(2)	
7101A0		SPROCKET, FINAL DRIVEN .....	0.4
4		(17)	
710160		AXLE, REAR WHEEL .....	0.3
7101A5		FLANGE ASSY., FINAL DRIVEN ...	0.4
9		(22,23)	
710121		HUB, REAR WHEEL .....	2.3
10		710118 REAR WHEEL .....	0.8
11		710127 RIM, WHEEL :REAR .....	2.2
12		(14)	
710142		REAR TIRE(ONE) .....	0.8
13		(14)	
7101A7		TUBE, REAR TIRE(ONE) .....	0.8
20		710133 BEARING, REAR WHEEL(ONE) .....	0.5
710133G		.Replace 1 bearing add .....	0.1
21		7101D1 BEARING, FINAL DRIVEN FLANGE ..	0.5

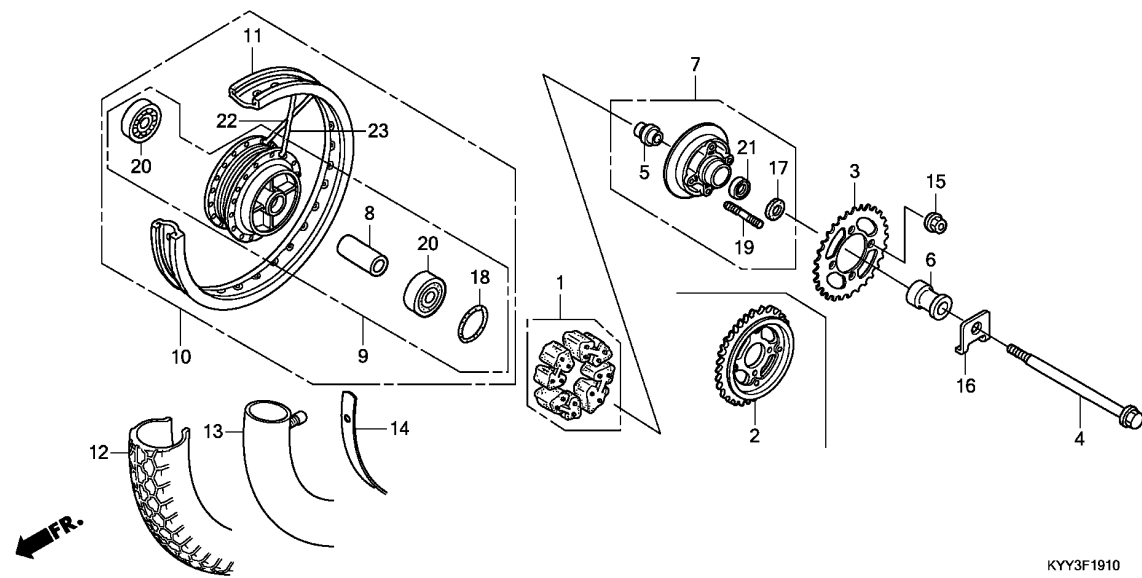
Ref. No.	Part No.	Description	Reqd. QTY		Serial No.	Parts catalogue code
			CGX125SH C D			
1	06410-KSP-900	DAMPER SET, WHEEL .....	1	1	-----	AG,CL,DK,MX,PE
2	41200-KVX-600	SPROCKET COMP., FINAL DRIVEN (44T)	1	-	-----	AG,CL,MX,PE
3	41201-KYY-970	SPROCKET, FINAL DRIVEN(44T) ..	1	-	-----	DK
			-	1	-----	CL,DK,PE
4	42301-KYY-900	AXLE, RR. WHEEL .....	1	1	-----	AG,CL,DK,MX,PE
5	42303-KYY-900	SLEEVE, RR. WHEEL .....	1	1	-----	AG,CL,DK,MX,PE
6	42311-KYY-900	COLLAR, L. RR. WHEEL SIDE ...	1	1	-----	AG,CL,DK,MX,PE
7	42615-KYY-900	FLANGE SUB ASSY., RR. DRIVEN	1	1	-----	AG,CL,DK,MX,PE
8	42620-KYY-900	COLLAR, RR. AXLE DISTANCE ...	1	1	-----	AG,CL,DK,MX,PE
9	42635-KYY-900ZA	HUB SUB ASSY., RR. *NH132M*..MAX SILVER METALLIC	1	1	-----	AG,CL,DK,MX,PE
10	42650-KYY-900ZB	WHEEL SUB ASSY., RR. *NH132M*..MAX SILVER METALLIC	1	1	-----	AG,CL,DK,MX,PE
11	42701-KWK-920	RIM, RR. WHEEL .....	1	1	-----	AG,CL,DK,MX,PE
12	42711-KWK-900	TIRE, RR.(90/90-18M/C 51P) ..	1	-	-----	AG,CL,DK,MX,PE
	42711-KYA-600	TIRE, RR.(CHENG SHIN) (90/90-18M/C 51P)	1	-	-----	AG,CL,DK,MX,PE
	42711-KWK-900	TIRE, RR.(90/90-18M/C 51P) ..	-	1	-----	CL
	42711-KYA-600	TIRE, RR.(CHENG SHIN) (90/90-18M/C 51P)	-	1	-----	CL
	42711-KYY-761	TIRE, RR.(KENDA) (90/90-18 M/C 51P)	-	1	-----	DK,PE
13	42712-KWK-900	TUBE, TIRE(DURO)(90/90-18M/C)	1	-	-----	AG,CL,DK,MX,PE
	42712-KYA-600	TUBE, TIRE(CHENG SHIN) (90/90-18M/C)	1	-	-----	AG,CL,DK,MX,PE
	42712-KWK-900	TUBE, TIRE(DURO)(90/90-18M/C)	-	1	-----	CL

3

F-19-10

REAR WHEEL(SPOKE)

H 7



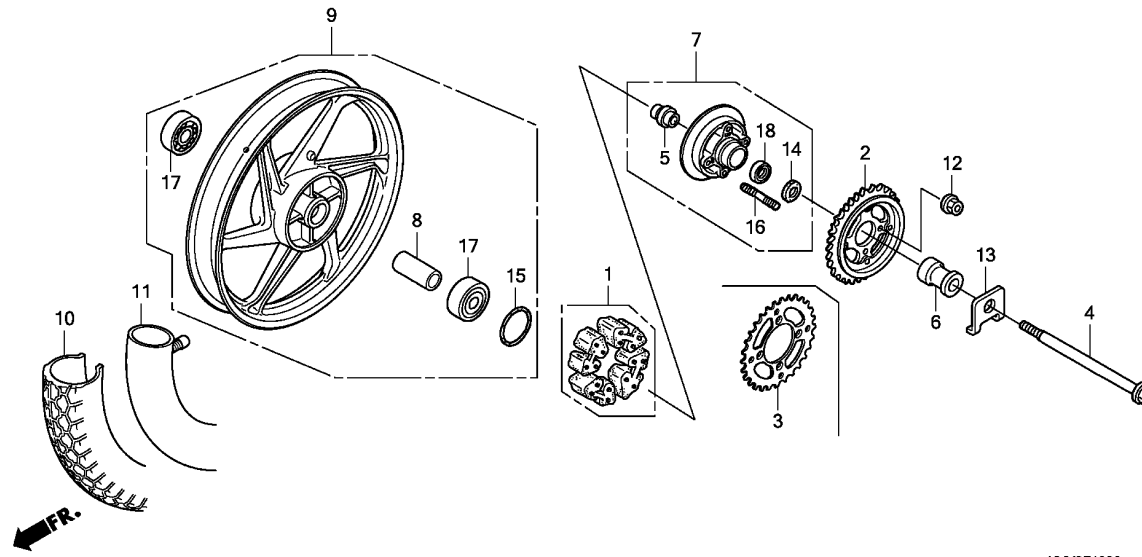
Ref. No.	Part No.	Description	Reqd. QTY		Serial No.	Parts catalogue code
			CGX125SH	C D		
13)	42712-KYA-600	TUBE, TIRE(CHENG SHIN) (90/90-18M/C)	-	1	-----	CL
	42712-KYY-761	TUBE, TIRE(KENDA) (90/90-18)	-	1	-----	DK,PE
14	42713-KWK-920	FLAP, TIRE(DURO)	1	-	-----	AG,CL,DK,MX,PE
	44713-KVX-600	FLAP, TIRE(CHENG SHIN) (18X1.60)	1	-	-----	AG,CL,DK,MX,PE
	42713-KWK-920	FLAP, TIRE(DURO)	-	1	-----	CL
	44713-KVX-600	FLAP, TIRE(CHENG SHIN) (18X1.60)	-	1	-----	CL
	42713-KYY-761	FLAP, TIRE(KENDA)	-	1	-----	DK,PE
15	90304-KYA-601	NUT, FLANGE, 10MM(PT)	4	4	-----	AG,CL,DK,MX,PE
16	90559-KYY-900	WASHER, RR. AXLE	1	1	-----	AG,CL,DK,MX,PE
17	91257-230-003	OIL SEAL, 28X42X7 (ARAI)	1	1	-----	AG,CL,DK,MX,PE
	91257-230-005	OIL SEAL, 28X42X7 (NOK)	1	1	-----	AG,CL,DK,MX,PE
18	91352-KSP-900	O-RING, 51X2	1	1	-----	AG,CL,DK,MX,PE
19	92915-10025-OE	BOLT, STUD, 10X25	4	4	-----	AG,CL,DK,MX,PE
20	96140-63020-10	BEARING, RADIAL BALL, 6302U	2	2	-----	AG,CL,DK,MX,PE
21	96150-60040-10	BEARING, RADIAL BALL, 6004UU	1	1	-----	AG,CL,DK,MX,PE
22	97284-52164-RO	SPOKE SET B(9X162) (INSIDE)	18	18	-----	AG,CL,DK,MX,PE
23	97605-52163-RO	SPOKE SET B(9X161.5) (OUTSIDE)	18	18	-----	AG,CL,DK,MX,PE

3

# F-19-30

# REAR WHEEL(CAST)

H 8

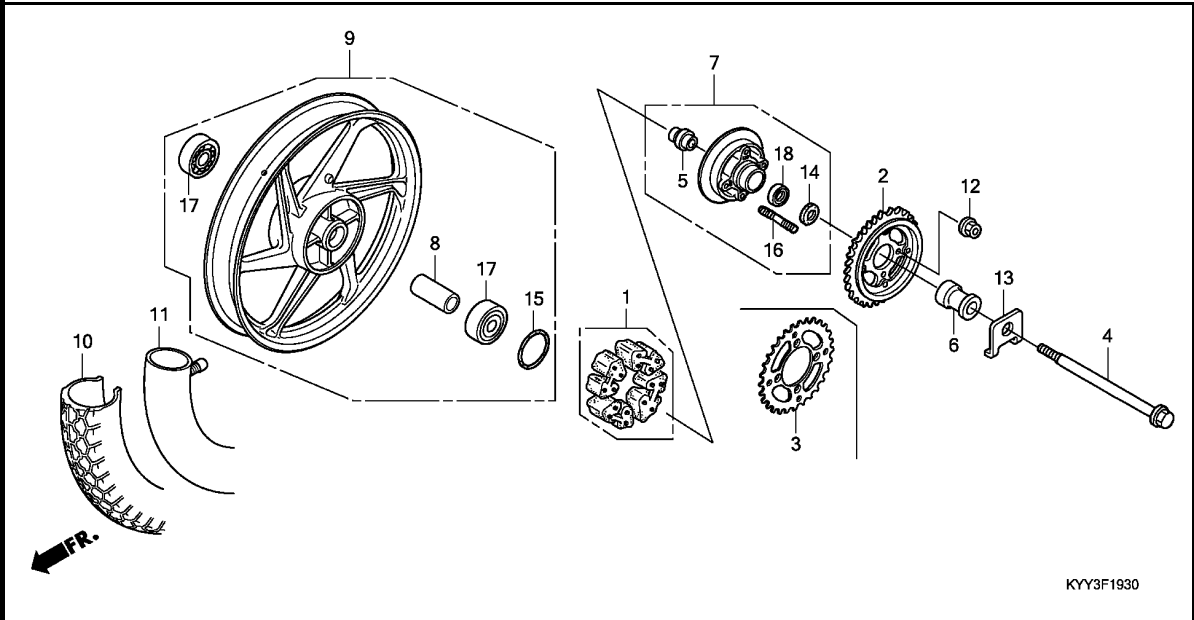


KYY3F1930

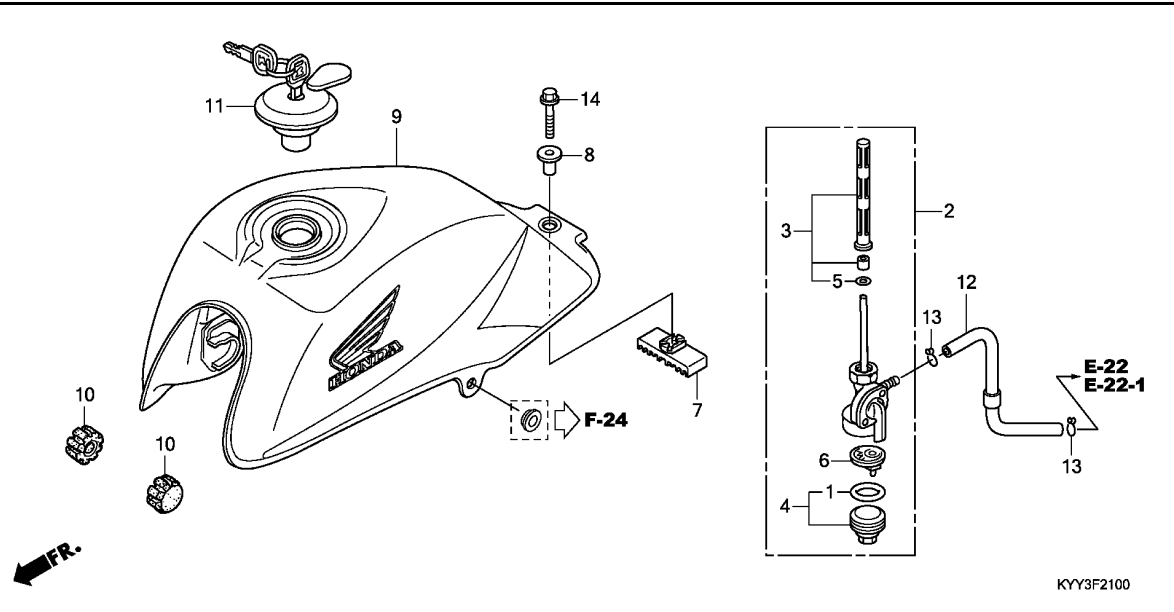
Ref. No.	L.O.N.	(Relative ref. Number) Description	F.R.T.
1		(15)	
710157		DAMPER, REAR WHEEL .....	0.3
2		(3)	
7101A0		SPROCKET, FINAL DRIVEN .....	0.4
4		(14)	
710160		AXLE, REAR WHEEL .....	0.3
7		7101A5 FLANGE ASSY., FINAL DRIVEN ...	0.4
9		710118 REAR WHEEL .....	0.8
10		710142 REAR TIRE(ONE) .....	0.8
11		7101A7 TUBE, REAR TIRE(ONE) .....	0.8
17		710133 BEARING, REAR WHEEL(ONE) .....	0.5
		710133G .Replace 1 bearing add .....	0.1
18		7101D1 BEARING, FINAL DRIVEN FLANGE ..	0.5

3

Ref. No.	Part No.	Description	Reqd. QTY		Serial No.	Parts catalogue code
			CGX125SH	C D		
1	06410-KSP-900	DAMPER SET, WHEEL .....	1	1	-----	2AG,2CL,2PE,3DK
2	41200-KVX-600	SPROCKET COMP., FINAL DRIVEN (44T)	1	-	-----	2AG,2CL,2PE
3	41201-KYY-970	SPROCKET, FINAL DRIVEN(44T) ..	1	-	-----	3DK
4	42301-KYY-900	AXLE, RR. WHEEL .....	-	1	-----	2CL,2PE,3DK
5	42303-KYY-900	SLEEVE, RR. WHEEL .....	1	1	-----	2AG,2CL,2PE,3DK
6	42311-KYY-900	COLLAR, L. RR. WHEEL SIDE ...	1	1	-----	2AG,2CL,2PE,3DK
7	42615-KYY-900	FLANGE SUB ASSY., RR. DRIVEN	1	1	-----	2AG,2CL,2PE,3DK
8	42620-KYY-900	COLLAR, RR. AXLE DISTANCE ...	1	1	-----	2AG,2CL,2PE,3DK
9	42650-KYY-910ZA	WHEEL SUB ASSY., RR.	1	-	-----	2AG,2CL,2PE,3DK
	42650-KYY-910ZB	*NH132M*..MAX SILVER METALLIC *NH303M*	1	-	-----	2AG,2CL,2PE,3DK
		MAT AXIS GRAY METALLIC	-	1	-----	2CL,2PE,3DK
10	42711-KWK-900	TIRE, RR.(90/90-18M/C 51P) ..	1	-	-----	2AG,2CL,2PE,3DK
	42711-KYA-600	TIRE, RR.(CHENG SHIN) (90/90-18M/C 51P)	1	-	-----	2AG,2CL,2PE,3DK
	42711-KWK-900	TIRE, RR.(90/90-18M/C 51P) ..	-	1	-----	2CL
	42711-KYA-600	TIRE, RR.(CHENG SHIN) (90/90-18M/C 51P)	-	1	-----	2CL
	42711-KYY-761	TIRE, RR.(KENDA) (90/90-18 M/C 51P)	-	1	-----	2PE,3DK
11	42712-KWK-900	TUBE, TIRE(DURO)(90/90-18M/C)	1	-	-----	2AG,2CL,2PE,3DK
	42712-KYA-600	TUBE, TIRE(CHENG SHIN) (90/90-18M/C)	1	-	-----	2AG,2CL,2PE,3DK
	42712-KWK-900	TUBE, TIRE(DURO)(90/90-18M/C)	-	1	-----	2CL



Ref. No.	Part No.	Description	Reqd. QTY		Serial No.	Parts catalogue code
			CGX125SH C	D		
11)	42712-KYA-600	TUBE, TIRE(CHENG SHIN) (90/90-18M/C)	-	1	-----	2CL
	42712-KYY-761	TUBE, TIRE(KENDA) (90/90-18)	-	1	-----	2PE,3DK
	12	90304-KYA-601 NUT, FLANGE, 10MM(PT)	4	4	-----	2AG,2CL,2PE,3DK
	13	90559-KYY-900 WASHER, RR. AXLE	1	1	-----	2AG,2CL,2PE,3DK
	14	91257-230-003 OIL SEAL, 28X42X7(ARAI)	1	1	-----	2AG,2CL,2PE,3DK
		91257-230-005 OIL SEAL, 28X42X7(NOK)	1	1	-----	2AG,2CL,2PE,3DK
	15	91352-KSP-900 O-RING, 51X2	1	1	-----	2AG,2CL,2PE,3DK
	16	92915-10025-0E BOLT, STUD, 10X25	4	4	-----	2AG,2CL,2PE,3DK
	17	96140-63020-10 BEARING, RADIAL BALL, 6302U	2	2	-----	2AG,2CL,2PE,3DK
	18	96150-60040-10 BEARING, RADIAL BALL, 6004UU	1	1	-----	2AG,2CL,2PE,3DK



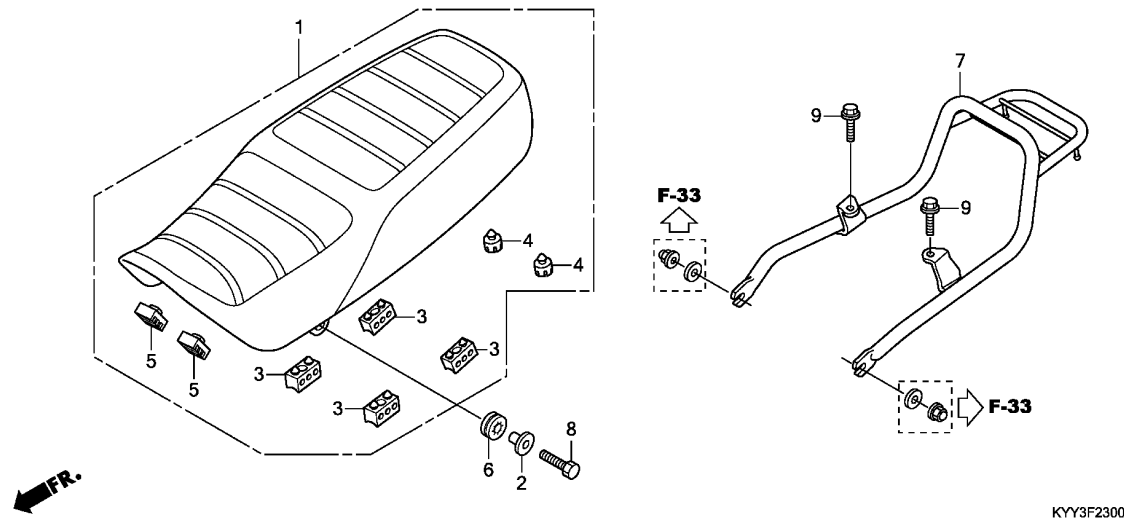
Ref. No.	L.O.N.	(Relative ref. Number) Description	F.R.T.
2	310110	COCK ASSY., FUEL	0.2
3		(5)	
3	310115	SCREEN, FUEL STRAINER	0.2
4		(1,6)	
4	3101A6	CUP, FUEL STRAINER	0.1
9	310100	TANK, FUEL	0.2

Ref. No.	Part No.	Description	Reqd. QTY		Serial No.	Parts catalogue code
			CGX125SH	C	D	
1	16173-KEJ-900	O-RING	1	1		
2	16950-KWK-901	COCK ASSY., FUEL	1	1		
3	16952-KWK-900	SCREEN SET, FUEL STRAINER	1	1		
4	16953-KWK-900	CUP SET, FUEL STRAINER	1	1		
5	16958-KEJ-900	O-RING	1	1		
6	16959-KEJ-900	FILTER, CUP	1	1		
7	17508-KYY-900	RUBBER, RR. FUEL TANK MOUNTING	1	1		
8	17509-KVX-600	COLLAR, FUEL TANK MOUNT	1	1		
9	17520-KYY-600ZE	TANK SET, FUEL(WL)				
	*TYPE1*		1	-	-----	2AG,2CL,2PE,AG,CL,MX,PE
	17520-KYY-600ZC	*TYPE3*	1	-	-----	2AG,2CL,2PE,AG,CL,PE
	17520-KYY-600ZD	*TYPE2*	1	-	-----	2AG,2CL,2PE,AG,CL,PE
	17520-KYY-970ZA	*TYPE2*	1	-	-----	3DK,DK
	17520-KYY-970ZB	*TYPE1*	1	-	-----	3DK,DK
	17520-KYY-600ZK	*TYPE4 1*	1	-	-----	MX
	17520-KYY-860ZC	TANK SET, FUEL				
	*TYPE1 1*		-	1		
	17520-KYY-860ZD	*TYPE2 1*	-	1		
10	17611-286-000	CUSHION, FR. FUEL TANK	2	2		
11	17620-KVX-601	CAP COMP., FUEL FILLER	1	1		
	17620-KVX-A00		1	1		
12	17681-KYY-900	TUBE, FUEL	1	1		
13	90652-KRF-S00	CLIP, TUBE(B8)	2	2		
14	95701-08035-08	BOLT, FLANGE, 8X35	1	1		

**F-23**

**SEAT/REAR COWL(1)**

**H11**



Ref. No.	L.O.N.	(Relative ref. Number) Description	F.R.T.
1	4131E4	SEAT :DOUBLE .....	0.1
7	410165	CARRIER, LUGGAGE .....	0.1

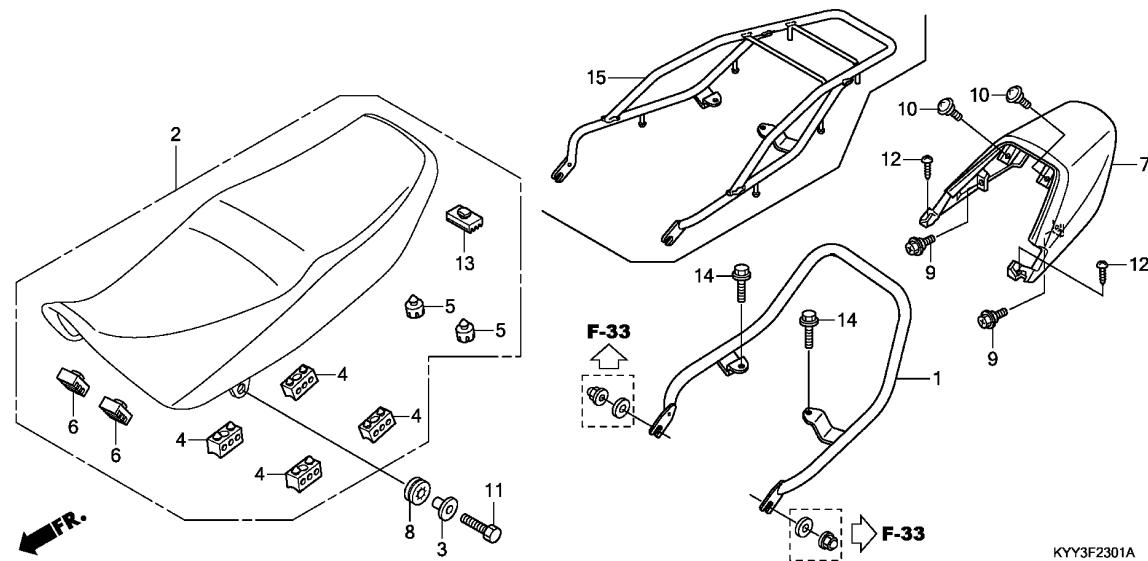
Ref. No.	Part No.	Description	Reqd. QTY		Serial No.	Parts catalogue code
			CGX125SH C	D		
1	77200-KYY-970	SEAT ASSY., DOUBLE .....	1	-	-----	DK
2	77201-KYY-900	COLLAR, SEAT MOUNTING .....	2	-	-----	DK
3	77204-KYA-600	RUBBER A, SEAT SETTING .....	4	-	-----	DK
4	77206-KFN-850	RUBBER, SEAT CUSHION .....	2	-	-----	DK
5	77207-KYA-600	RUBBER B, SEAT SETTING .....	2	-	-----	DK
6	77218-KYY-900	RUBBER, SEAT STAY .....	2	-	-----	DK
7	81200-KYY-970	CARRIER COMP., RR. ....	1	-	-----	DK
8	92101-08028-0A	BOLT, HEX., 8X28 .....	2	-	-----	DK
9	95701-08016-08	BOLT, FLANGE, 8X16 .....	2	-	-----	DK

**3**

# F-23-1

# SEAT/REAR COWL(2)

H12



Ref. No.	L.O.N.	(Relative ref. Number) Description	F.R.T.
1		(15)	
4131F6		RAIL, GRAB :REAR .....	0.1
4131E4		SEAT :DOUBLE .....	0.1
411135		COWL, REAR .....	0.3

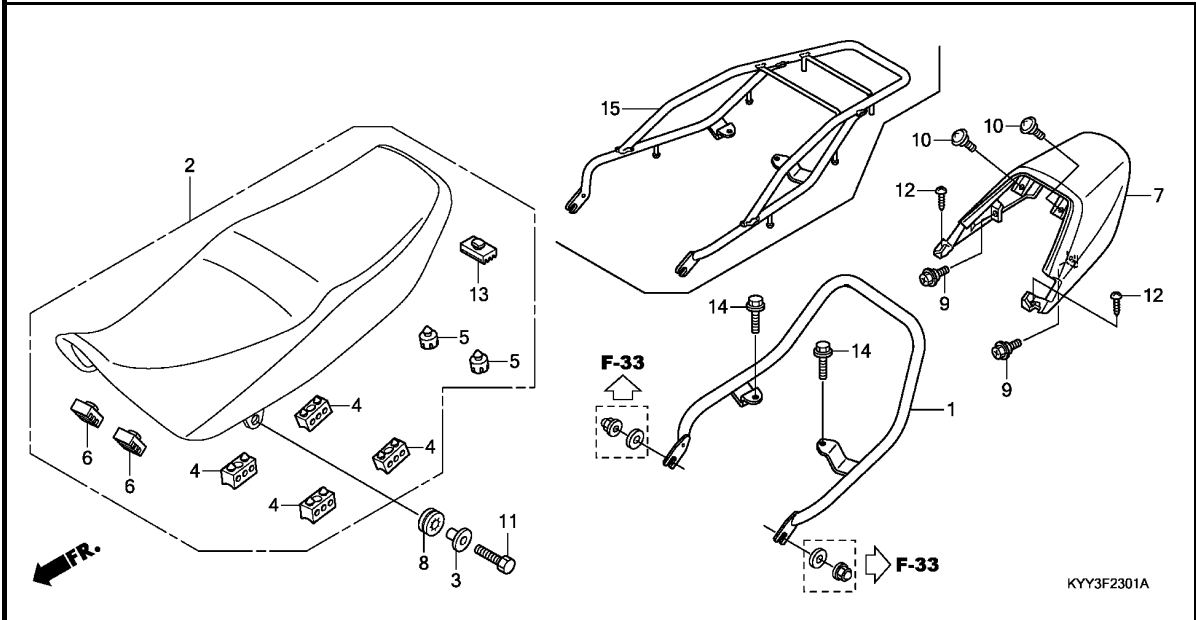
Ref. No.	Part No.	Description	Reqd. QTY	CGX125SH C D	Serial No.	Parts catalogue code
1	50400-KYY-900	PIPE COMP., RR. GRIP .....	1	-	-----	2AG,2CL,2PE,3DK,AG,CL,MX,PE
2	77200-KYY-900	SEAT ASSY., DOUBLE .....	1	-	-----	2AG,2CL,2PE,3DK,AG,CL,MX,PE
3	77201-KYY-900	COLLAR, SEAT MOUNTING .....	2	-	-----	2AG,2CL,2PE,3DK,AG,CL,MX,PE
4	77204-KYA-600	RUBBER A, SEAT SETTING .....	4	-	-----	2AG,2CL,2PE,3DK,AG,CL,MX,PE
5	77206-KFN-850	RUBBER, SEAT CUSHION .....	2	-	-----	2AG,2CL,2PE,3DK,AG,CL,MX,PE
6	77207-KYA-600	RUBBER B, SEAT SETTING .....	2	-	-----	2AG,2CL,2PE,3DK,AG,CL,MX,PE
7	77215-KYY-900ZA	COWL SET, RR. (WL)				
	*TYPE1*	.....	1	-	-----	2AG,2CL,2PE,AG,CL,MX,PE
	77215-KYY-900ZB	*TYPE2*	1	-	-----	2AG,2CL,2PE,AG,CL,PE
	77215-KYY-900ZC	*TYPE3*	1	-	-----	2AG,2CL,2PE,AG,CL,PE
	77215-KYY-920ZA	*TYPE6*	1	-	-----	3DK
	77215-KYY-600ZD	*TYPE1*	1	-	-----	MX
	77215-KYY-760ZA	*TYPE2*	-	-	-----	
	77215-KYY-760ZB	*TYPE1*	-	-	-----	
8	77218-KYY-900	RUBBER, SEAT STAY .....	2	-	-----	2AG,2CL,2PE,3DK,AG,CL,MX,PE
9	90106-KYY-900	SCREW, PAN, 5X13 .....	2	-	-----	2AG,2CL,2PE,3DK,AG,CL,MX,PE
10	91510-KYA-600	SCREW, PAN, 5X15 .....	2	-	-----	2AG,2CL,2PE,3DK,AG,CL,MX,PE
11	92101-08028-0A	BOLT, HEX., 8X28 .....	2	-	-----	2AG,2CL,2PE,3DK,AG,CL,MX,PE

3

# F-23-1

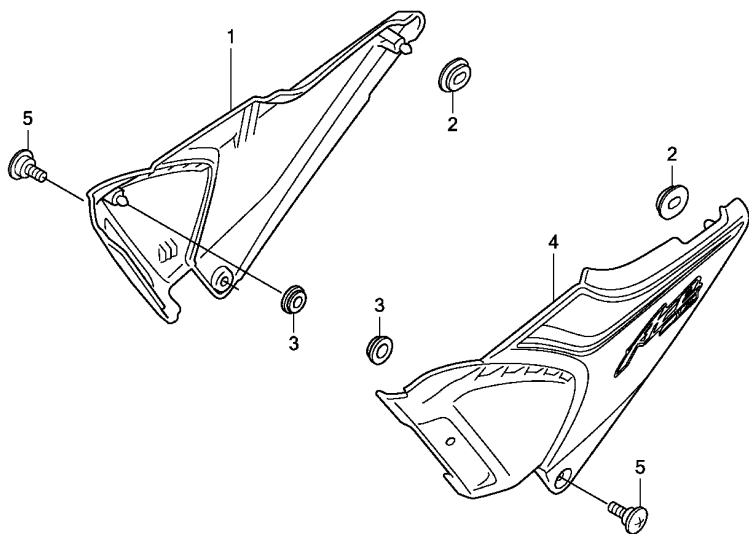
# SEAT/REAR COWL(2)

H13



Ref. No.	Part No.	Description	Reqd. QTY		Serial No.	Parts catalogue code
			CGX125SH C	D		
12	93903-34320	SCREW, TAPPING, 4X12	2	-	-----	2AG,2CL,2PE,3DK,AG,CL,MX,PE
13	95011-64000	RUBBER D, STAND STOPPER	1	-	-----	2AG,2CL,2PE,3DK,AG,CL,MX,PE
14	95701-08016-08	BOLT, FLANGE, 8X16	2	-	-----	2AG,2CL,2PE,3DK,AG,CL,MX,PE
15	81200-KYY-860	CARRIER COMP., RR.	-	2	-----	
			-	1	-----	

3

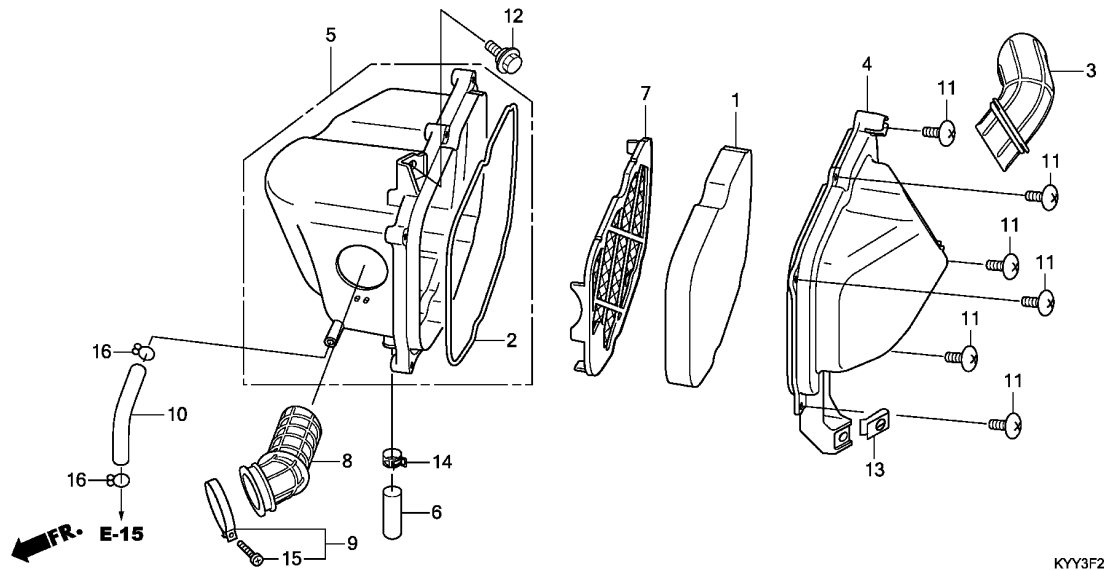


KYY3F2400

Ref. No.	L.O.N.	(Relative ref. Number) Description	F.R.T.
1	4111H9	COVER, SIDE :RIGHT .....	0.1
4	4111H8	COVER, SIDE :LEFT .....	0.1
	4111J0	COVER, SIDE :BOTH .....	0.1

3

Ref. No.	Part No.	Description	Reqd. QTY	CGX125SH	Serial No.	Parts catalogue code
				C D		
1	83520-KYY-600ZA	COVER SET, R. SIDE(WL)	1	1	-----	2AG,2CL,2PE,AG,CL,PE
		*TYPE1*.....	1	-	-----	3DK
	83520-KYY-980ZA	*TYPE2*.....	1	-	-----	3DK
	83520-KYY-980ZB	*TYPE1*.....	1	-	-----	DK
	83520-KYY-970ZA	*TYPE2*.....	1	-	-----	DK
	83520-KYY-970ZB	*TYPE1*.....	1	-	-----	MX
	83520-KYY-620ZA	*TYPE1*.....	-	1	-----	3DK,DK
	83520-KYY-860ZA	*TYPE1*.....	-	1	-----	
2	83542-KPN-900	GROMMET, SIDE COVER .....	2	2		
3	83551-376-000	GROMMET, SIDE COVER .....	2	2		
4	83620-KYY-600ZA	COVER SET, L. SIDE(WL)	1	1	-----	2AG,2CL,2PE,AG,CL,PE
		*TYPE1*.....	1	-	-----	3DK
	83620-KYY-980ZA	*TYPE2*.....	1	-	-----	3DK
	83620-KYY-980ZB	*TYPE1*.....	1	-	-----	DK
	83620-KYY-970ZA	*TYPE2*.....	1	-	-----	DK
	83620-KYY-970ZB	*TYPE1*.....	1	-	-----	MX
	83620-KYY-620ZA	*TYPE1*.....	-	1	-----	3DK,DK
	83620-KYY-860ZA	*TYPE1*.....	-	1	-----	
5	90104-KYY-900	SCREW, SPECIAL, 6X17 .....	2	2		



KYY3F2500

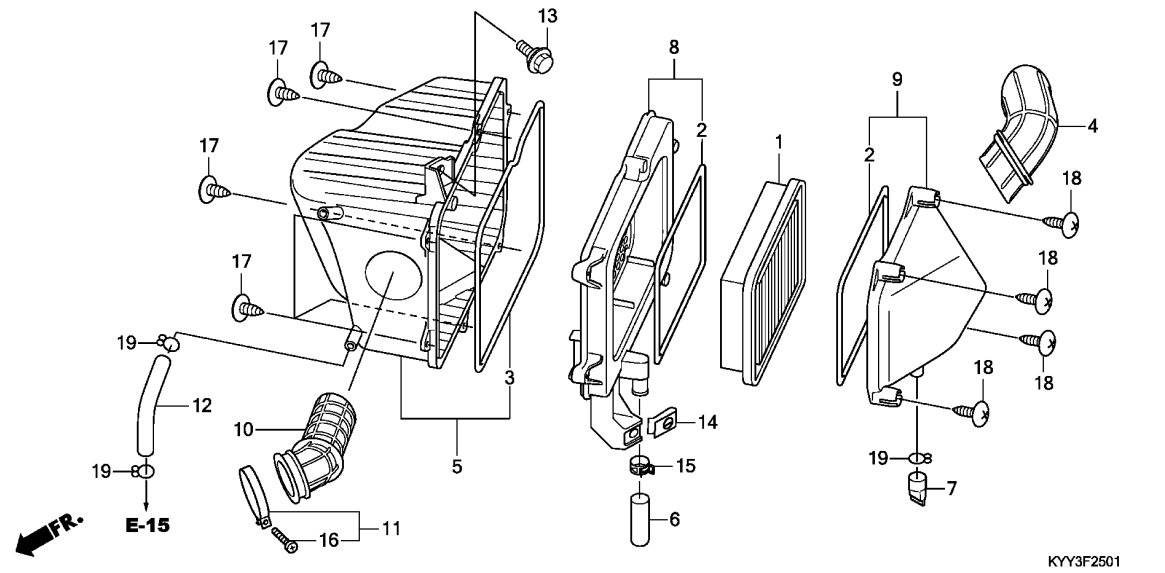
Ref. No.	L.O.N.	(Relative ref. Number) Description	F.R.T.
1	312105	ELEMENT, AIR CLEANER	0.2
4	312102	COVER, AIR CLEANER CASE	0.2
5	3121A5	CASE, AIR CLEANER	0.5
8	3121B6	TUBE, AIR CLEANER CONNECTING	0.5

Ref. No.	Part No.	Description	Reqd. QTY		Serial No.	Parts catalogue code
			CGX125SH C	D		
1	17205-KYY-970	ELEMENT, AIR CLEANER	1	1	-----	3DK,DK
2	17213-KYY-970	SEAL, AIR CLEANER COVER	1	1	-----	3DK,DK
3	17219-KYY-900	DUCT, AIR CLEANER	1	1	-----	3DK,DK
4	17220-KYY-970	COVER, AIR CLEANER CASE	1	1	-----	3DK,DK
5	17225-KYY-970	CASE SUB ASSY., AIR CLEANER	1	1	-----	3DK,DK
6	17227-KYY-900	TUBE, VINYL, 11X15X40	1	1	-----	3DK,DK
7	17250-KYY-970	HOLDER COMP., ELEMENT GUARD	1	1	-----	3DK,DK
8	17253-KYY-970	TUBE, AIR CLEANER CONNECTING	1	1	-----	3DK,DK
9	17255-329-000	BAND A, AIR CLEANER CONNECTING TUBE	1	1	-----	3DK,DK
10	17368-KYY-900	TUBE, BREATHER	1	1	-----	3DK,DK
11	90104-964-000	SCREW, 5X12	6	6	-----	3DK,DK
12	90111-162-000	BOLT, FLANGE, 6MM	1	1	-----	3DK,DK
13	90311-KSH-900	NUT, CLIP, 6MM	1	1	-----	3DK,DK
14	91406-KVX-600	CLAMP, TUBE(D14.5)	1	1	-----	3DK,DK
15	93500-05025-0G	SCREW, PAN, 5X25	1	1	-----	3DK,DK
16	95002-02130	CLIP, TUBE(B12.5)	2	2	-----	3DK,DK

# F-25-1

# AIR CLEANER(2)

H16



Ref. No.	L.O.N.	(Relative ref. Number) Description	F.R.T.
1		(2) ELEMENT, AIR CLEANER(A) .....	0.1
5		CASE, AIR CLEANER .....	0.5
8		CASE, SUB AIR CLEANER .....	0.4
9		(4) COVER, AIR CLEANER CASE .....	0.2
10		TUBE, AIR CLEANER CONNECTING ..	0.5

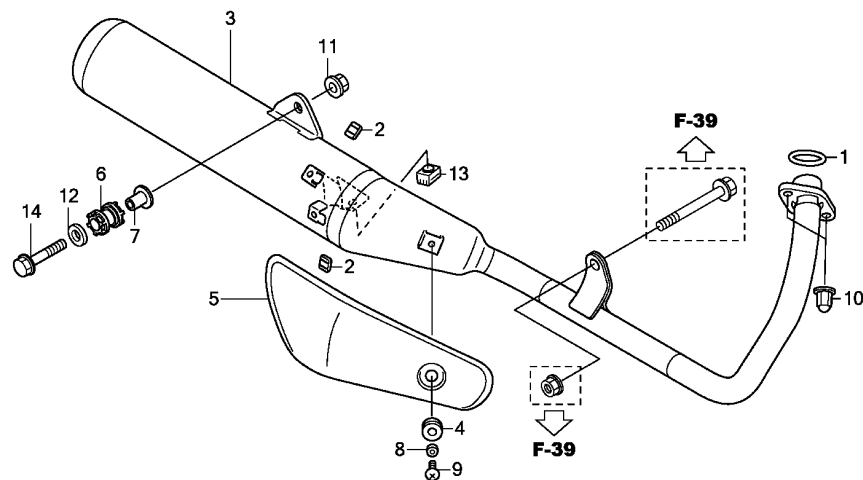
3

Ref. No.	Part No.	Description	Reqd. QTY		Serial No.	Parts catalogue code
			CGX125SH	C D		
1	17211-KVX-600	ELEMENT COMP., AIR CLEANER ..	1	1	-----	2AG,2CL,2PE,AG,CL,MX,PE
2	17214-KVX-600	SEAL, AIR CLEANER .....	2	2	-----	2AG,2CL,2PE,AG,CL,MX,PE
3	17215-KYY-900	SEAL, AIR CLEANER CASE .....	1	1	-----	2AG,2CL,2PE,AG,CL,MX,PE
4	17219-KYY-900	DUCT, AIR CLEANER .....	1	1	-----	2AG,2CL,2PE,AG,CL,MX,PE
5	17225-KYY-600	CASE SUB ASSY., AIR CLEANER ..	1	1	-----	2AG,2CL,2PE,AG,CL,MX,PE
6	17227-KYY-900	TUBE, VINYL, 11X15X40 .....	1	1	-----	2AG,2CL,2PE,AG,CL,MX,PE
7	17234-KCC-941	TUBE, AIR CLEANER DRAIN .....	1	1	-----	2AG,2CL,2PE,AG,CL,MX,PE
8	17235-KYY-900	HOLDER SUB ASSY., AIR CLEANER	1	1	-----	2AG,2CL,2PE,AG,CL,MX,PE
9	17245-KYY-900	COVER SUB ASSY., AIR CLEANER	1	1	-----	2AG,2CL,2PE,AG,CL,MX,PE
10	17253-KYY-900	TUBE, AIR CLEANER CONNECTING	1	1	-----	2AG,2CL,2PE,AG,CL,MX,PE
11	17255-329-000	BAND A, AIR CLEANER CONNECTING TUBE	1	1	-----	2AG,2CL,2PE,AG,CL,MX,PE
12	17368-KYY-900	TUBE, BREATHER .....	1	1	-----	2AG,2CL,2PE,AG,CL,MX,PE
13	90111-162-000	BOLT, FLANGE, 6MM .....	1	1	-----	2AG,2CL,2PE,AG,CL,MX,PE
14	90311-KSH-900	NUT, CLIP, 6MM .....	1	1	-----	2AG,2CL,2PE,AG,CL,MX,PE
15	91406-KVX-600	CLAMP, TUBE(D14.5) .....	1	1	-----	2AG,2CL,2PE,AG,CL,MX,PE
16	93500-05025-0G	SCREW, PAN, 5X25 .....	1	1	-----	2AG,2CL,2PE,AG,CL,MX,PE
17	93903-25380	SCREW, TAPPING, 5X16 .....	6	6	-----	2AG,2CL,2PE,AG,CL,MX,PE
18	93903-25580	SCREW, TAPPING, 5X25 .....	4	4	-----	2AG,2CL,2PE,AG,CL,MX,PE
19	95002-02130	CLIP, TUBE(B12.5) .....	3	3	-----	2AG,2CL,2PE,AG,CL,MX,PE

**F-27**

**EXHAUST MUFFLER(1)**

**11**



KYY3F2700

Ref. No.	L.O.N.	(Relative ref. Number) Description	F.R.T.
1	3131B4	GASKET, EXHAUST PIPE .....	0.2
3	313120	MUFFLER .....	0.2
5	313121	PROTECTOR, MUFFLER .....	0.1

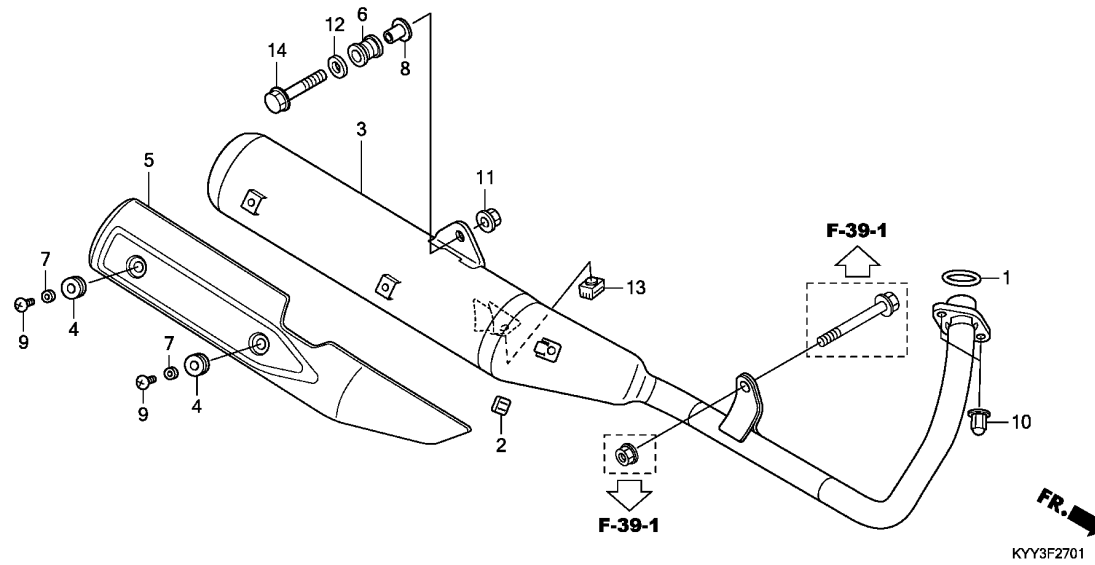
Ref. No.	Part No.	Description	Reqd. QTY		Serial No.	Parts catalogue code
			CGX125SH	C D		
1	18291-GE2-920	GASKET, EX. PIPE .....	1	-	-----	DK
2	18293-KYY-900	RUBBER, PROTECTOR PACKING .....	2	-	-----	DK
3	18300-KYY-970	MUFFLER COMP., EX. ....	1	-	-----	DK
4	18345-KTJ-900	RUBBER, MUFFLER MOUNTING .....	1	-	-----	DK
5	18355-KYY-970	COVER, MUFFLER .....	1	-	-----	DK
6	18421-KBA-900	RUBBER, MUFFLER MOUNTING .....	1	-	-----	DK
7	18422-KBA-900	COLLAR, MUFFLER MOUNTING .....	1	-	-----	DK
8	18422-KTJ-900	COLLAR, MUFFLER MOUNTING .....	1	-	-----	DK
9	90107-KWK-900	BOLT, BODY COVER SETTING .....	1	-	-----	DK
10	90305-KSP-900	NUT, EXHAUST PIPE, 8MM .....	2	-	-----	DK
11	94050-08000	NUT, FLANGE, 8MM .....	1	-	-----	DK
12	94103-08000	WASHER, PLAIN, 8MM .....	1	-	-----	DK
13	95011-61000	RUBBER A, STAND STOPPER .....	1	-	-----	DK
14	95801-08045-08	BOLT, FLANGE, 8X45 .....	1	-	-----	DK

**3**

F-27-1

EXHAUST MUFFLER(2)

12



Ref. No.	L.O.N.	(Relative ref. Number) Description	F.R.T.
1	3131B4	GASKET, EXHAUST PIPE .....	0.2
3	313120	MUFFLER .....	0.2
5	313121	PROTECTOR, MUFFLER .....	0.1

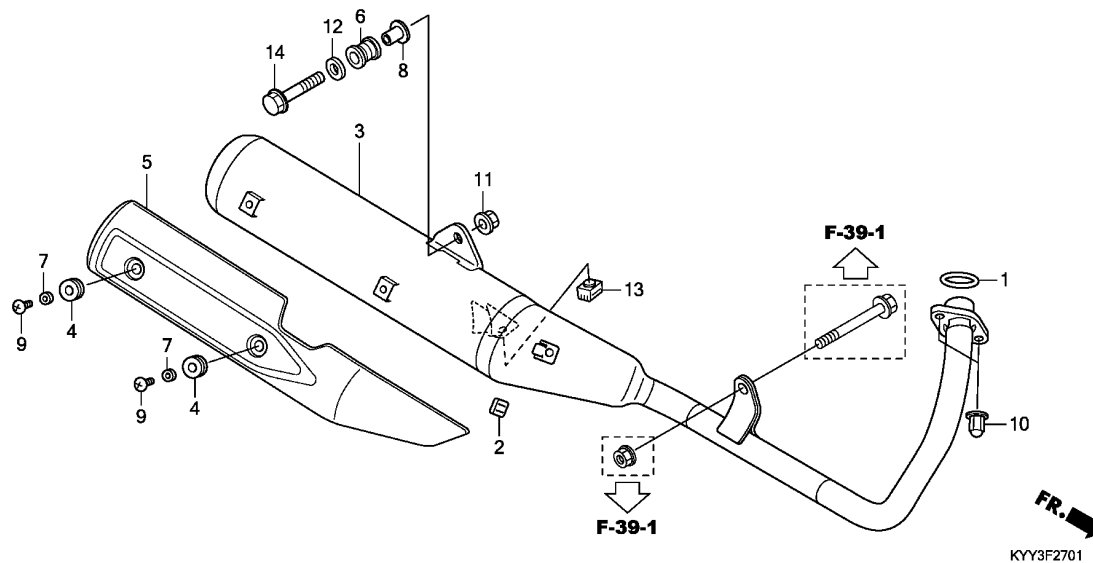
3

Ref. No.	Part No.	Description	Reqd. QTY		Serial No.	Parts catalogue code
			CGX125SH	C D		
1	18291-GE2-920	GASKET, EX. PIPE .....	1	-	-----	2AG,2CL,2PE,3DK,AG,CL,MX,PE
2	18293-KYY-900	RUBBER, PROTECTOR PACKING ...	1	-	-----	2AG,2CL,2PE,3DK,AG,CL,MX,PE
3	18300-KYY-600	MUFFLER COMP., EX. ....	1	-	-----	2AG,2CL,2PE,AG,CL,MX,PE
	18300-KYY-980	.....	1	-	-----	3DK
4	18345-KTJ-900	RUBBER, MUFFLER MOUNTING ....	2	-	-----	2AG,2CL,2PE,3DK,AG,CL,MX,PE
5	18355-KYY-900	COVER, MUFFLER .....	1	-	-----	2AG,2CL,2PE,3DK,AG,CL,MX,PE
6	18421-KVX-600	RUBBER, MUFFLER MOUNTING ....	1	-	-----	2AG,2CL,2PE,3DK,AG,CL,MX,PE
7	18422-KTJ-900	COLLAR, MUFFLER MOUNTING ....	2	-	-----	2AG,2CL,2PE,3DK,AG,CL,MX,PE
8	18442-KRC-900	COLLAR, MUFFLER MOUNTING ....	1	-	-----	2AG,2CL,2PE,3DK,AG,CL,MX,PE
9	90107-KWK-900	BOLT, BODY COVER SETTING ....	2	-	-----	2AG,2CL,2PE,3DK,AG,CL,MX,PE
10	90305-KSP-900	NUT, EXHAUST PIPE, 8MM .....	2	-	-----	2AG,2CL,2PE,3DK,AG,CL,MX,PE
11	94050-10000	NUT, FLANGE, 10MM .....	1	-	-----	2AG,2CL,2PE,3DK,AG,CL,MX,PE
12	94103-10000	WASHER, PLAIN, 10MM .....	1	-	-----	2AG,2CL,2PE,3DK,AG,CL,MX,PE
13	95011-61000	RUBBER A, STAND STOPPER .....	1	-	-----	2AG,2CL,2PE,3DK,AG,CL,MX,PE

**F-27-1**

**EXHAUST MUFFLER(2)**

**13**



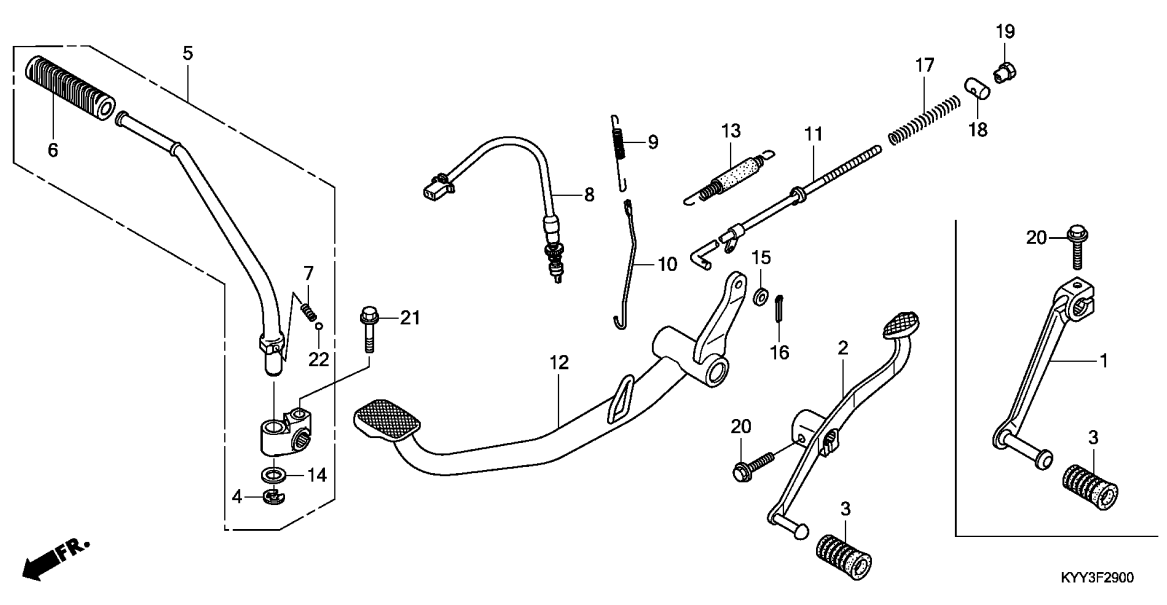
Ref. No.	Part No.	Description	Reqd. QTY		Serial No.	Parts catalogue code
			CGX125SH	D		
14	95801-10055-08	BOLT, FLANGE, 10X55	1	-	-----	2AG,2CL,2PE,3DK,AG,CL,MX,PE
			-	1		

**3**

F-29

PEDAL/KICK STARTER

14

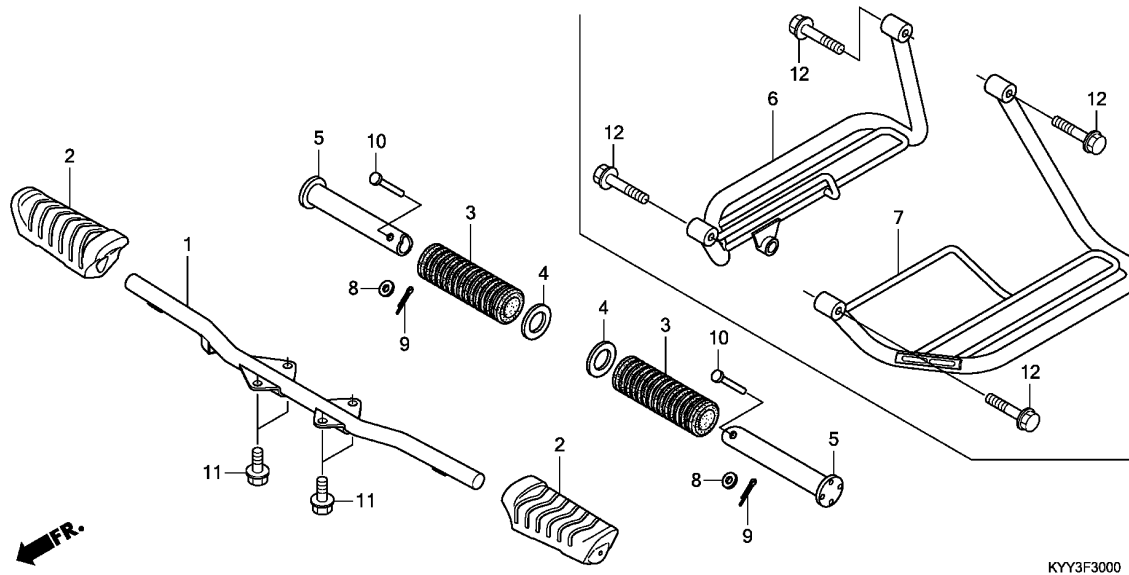


Ref. No.	L.O.N.	(Relative ref. Number) Description	F.R.T.
2		(1)	
2	4101A1	PEDAL, GEAR CHANGE .....	0.1
5	112107	ARM, KICK STARTER .....	0.1
8	6151B5	SWITCH, REAR STOP :PEDAL SIDE .....	0.4
11	811135	ROD, REAR BRAKE .....	0.4
12	810160	PEDAL, REAR BRAKE .....	0.4
13	8101A8	SPRING, BRAKE PEDAL .....	0.2

KYY3F2900

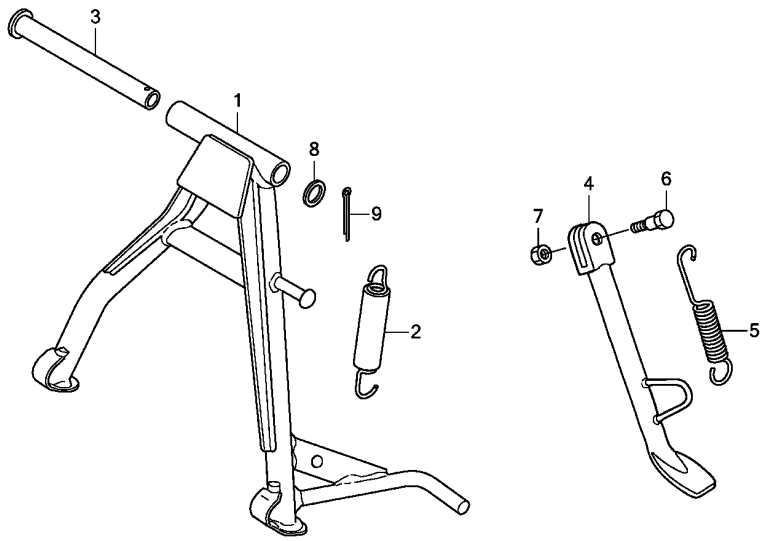
Ref. No.	Part No.	Description	Reqd. QTY	CGX125SH C D	Serial No.	Parts catalogue code
1	24701-KYY-900	PEDAL, GEAR CHANGE .....	1	1	----- 2AG,2CL,2PE,AG,CL,MX,PE	
2	24701-KYY-970	PEDAL, GEAR CHANGE .....	1	1	----- 3DK,DK	
3	24781-KR3-770	RUBBER, GEAR CHANGE PEDAL ...	1	1		
4	28293-333-000	CLIP, KICK STARTER ARM .....	1	1		
5	28300-KYY-900	ARM ASSY., KICK STARTER .....	1	1		
6	28311-KWS-900	RUBBER, KICK STARTER .....	1	1		
7	28333-KK0-000	SPRING, KICK STARTER .....	1	1		
8	35350-KYY-971	SWITCH ASSY., RR. STOP .....	1	1		
9	35357-KYY-900	SPRING, STOP SWITCH .....	1	1		
10	35358-KYY-900	ROD, STOP SWITCH .....	1	1		
11	43451-KYY-900	ROD COMP., RR. BRAKE .....	1	1		
12	46500-KYY-900	PEDAL COMP., BRAKE .....	1	1		
13	46510-KSP-900	SPRING SET, BRAKE PEDAL .....	1	1		
14	90505-KRM-860	WASHER, 15.5X22 .....	1	1		
15	94101-05800	WASHER, PLAIN, 5MM .....	1	1		
16	94201-20150	PIN, SPLIT, 2.0X15 .....	1	1		
17	95014-73100	SPRING A, BRAKE ROD .....	1	1		
18	95015-32001	JOINT B, BRAKE ARM .....	1	1		
19	95015-42000	NUT B, BRAKE ROD ADJUSTING ..	1	1		
20	95701-06020-08	BOLT, FLANGE, 6X20 .....	1	1		
21	95701-08035-08	BOLT, FLANGE, 8X35 .....	1	1		
22	96211-08000	BALL, STEEL, #8(1/4) .....	1	1		

3



Ref. No.	L.O.N.	(Relative ref. Number) Description	F.R.T.
1	410145	BAR, STEP .....	0.3
2	4101D3	RUBBER, STEP :LEFT .....	0.1
	4101D4	RUBBER, STEP :RIGHT .....	0.1
	4101L8	RUBBER, STEP :BOTH .....	0.1
5		(3,6,7)	
	4101C7	BAR, PILLION STEP :LEFT .....	0.1
	4101C8	BAR, PILLION STEP :RIGHT .....	0.1
	4101P4	BAR, PILLION STEP :BOTH .....	0.2

Ref. No.	Part No.	Description	Reqd. QTY		Serial No.	Parts catalogue code
			CGX125SH	C D		
1	50610-KYY-970	BAR COMP., STEP .....	1	1		
2	50661-KYY-900	RUBBER, STEP .....	2	2		
3	50710-405-000	RUBBER, PILLION STEP .....	2	-	-----	2AG,2CL,2PE,3DK,AG,CL,MX,PE
			-	2		
4	50712-405-000	WASHER, PILLION STEP .....	2	-	-----	2AG,2CL,2PE,3DK,AG,CL,MX,PE
			-	2		
5	50715-KSW-B00	BAR, PILLION STEP .....	2	-	-----	2AG,2CL,2PE,3DK,AG,CL,MX,PE
			-	2		
6	50715-KYY-970	BOAD COMP., R. PILLION STEP -	1	-	-----	DK
7	50725-KYY-970	BOAD COMP., L. PILLION STEP -	1	-	-----	DK
8	94101-06000	WASHER, PLAIN, 6MM .....	2	-	-----	2AG,2CL,2PE,3DK,AG,CL,MX,PE
			-	2		
9	94201-16150	PIN, SPLIT, 1.6X15 .....	2	-	-----	2AG,2CL,2PE,3DK,AG,CL,MX,PE
			-	2		
10	95015-81000	PIN A, PILLION STEP .....	2	-	-----	2AG,2CL,2PE,3DK,AG,CL,MX,PE
			-	2		
11	95701-08018-08	BOLT, FLANGE, 8X18 .....	4	4		
12	95701-08045-00	BOLT, FLANGE, 8X45 .....	4	-	-----	DK

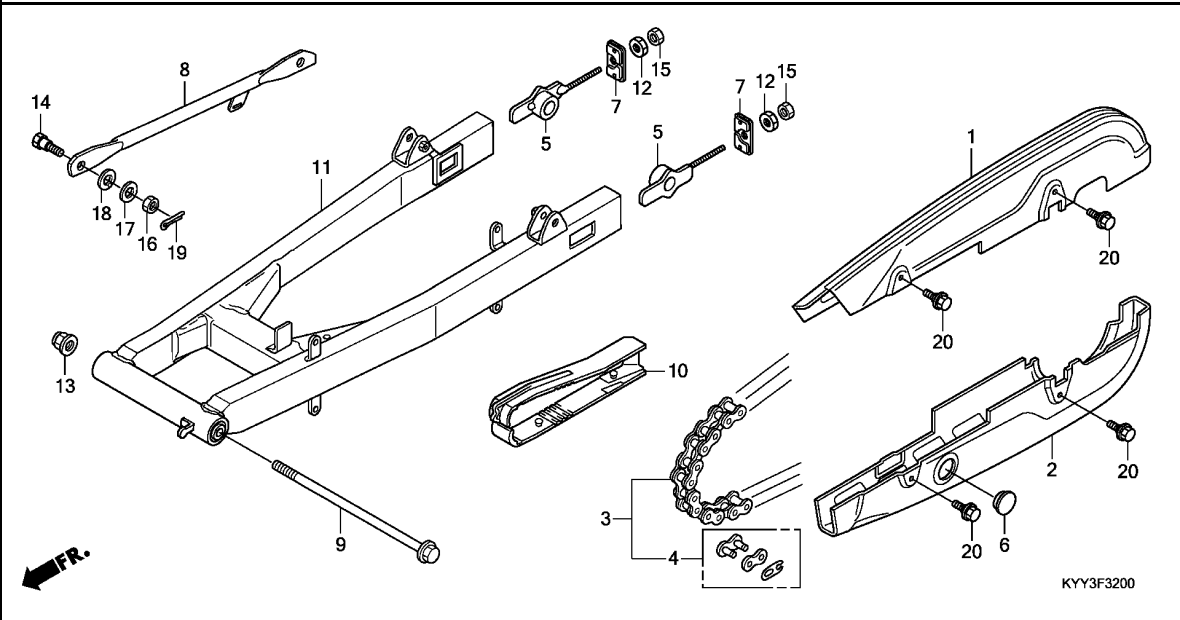


Ref. No.	L.O.N.	(Relative ref. Number) Description	F.R.T.
1		(3)	
410175		STAND, MAIN .....	0.4
410176		SPRING, MAIN STAND .....	0.2
410180		BAR, SIDE STAND .....	0.2
410182		SPRING, SIDE STAND .....	0.1

KYY3F3100

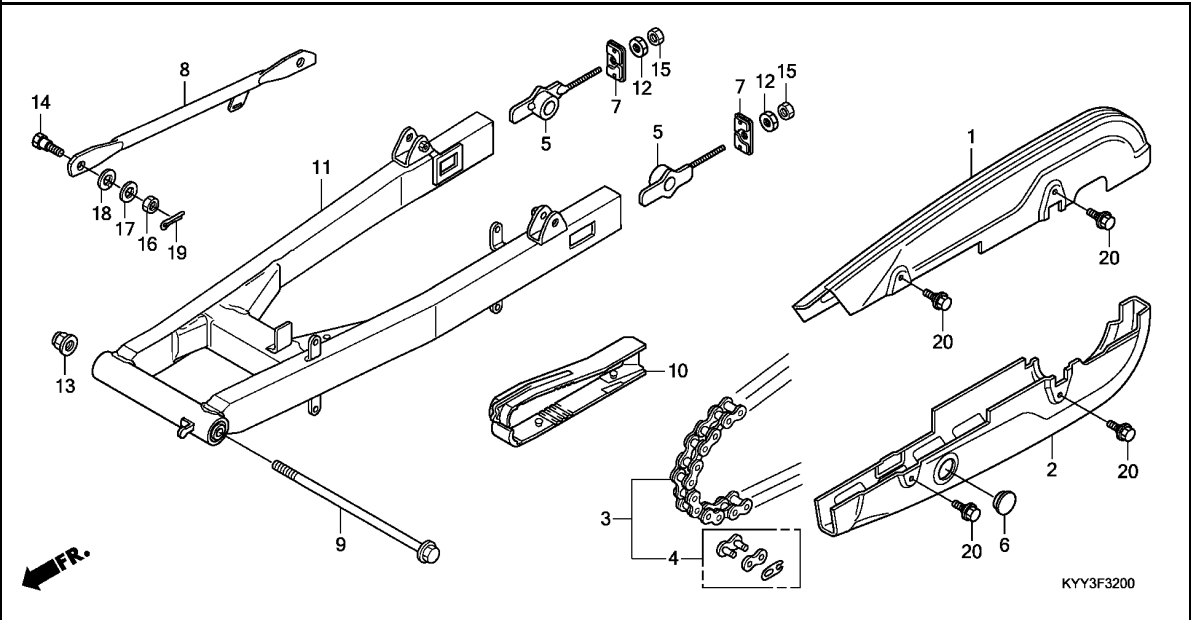
3

Ref. No.	Part No.	Description	Reqd. QTY		Serial No.	Parts catalogue code
			CGX125SH C	D		
1	50500-KYY-970	STAND COMP., MAIN .....	1	1		
2	50505-KPN-A00	SPRING ASSY., MAIN STAND .....	1	1		
3	50526-KYY-970	SHAFT, MAIN STAND PIVOT .....	1	1		
4	50530-KYY-900	BAR COMP., SIDE STAND .....	1	1		
5	50531-KVX-600	SPRING, SIDE STAND .....	1	1		
6	90109-KCW-870	SCREW, SIDE STAND PIVOT .....	1	1		
7	90304-VM0-770	NUT, U, 10MM .....	1	1		
8	90521-028-000	WASHER, 17X22 .....	1	1		
9	94201-30250	PIN, SPLIT, 3.0X25 .....	1	1		



Ref. No.	L.O.N.	(Relative ref. Number) Description	F.R.T.
1	4101L9	CASE, DRIVE CHAIN :UPPER .....	0.1
2	4101M0	CASE, DRIVE CHAIN :LOWER .....	0.1
3	4101P7	CASE, DRIVE CHAIN :BOTH .....	0.1
3	213165	CHAIN, DRIVE .....	0.2
8	7111H2	ARM, REAR BRAKE STOPPER .....	0.2
10	4101E5	SLIDER, CHAIN .....	0.2
11	5121B0	SWINGARM ASSEMBLY .....	0.8

Ref. No.	Part No.	Description	Reqd. QTY	CGX125SH C D	Serial No.	Parts catalogue code
1	40510-KYY-970ZB	CASE, DRIVE CHAIN UPPER *NH35M*.CLOUD SILVER METALLIC	1	-	-----	3DK,DK
2	40520-KYY-970ZB	CASE, DRIVE CHAIN LOWER *NH35M*.CLOUD SILVER METALLIC	1	-	-----	3DK,DK
3	40530-KYY-901	CHAIN, DRIVE(KMC428DF-122L)	1	-	-----	3DK,DK
4	40531-KYY-901	JOINT, DRIVE CHAIN(KMC)	1	-	-----	3DK,DK
5	40543-KYY-901	ADJUSTER COMP., CHAIN	2	-	-----	3DK,DK
6	40545-001-000	CAP, CHAIN CASE PEEP HOLE	1	-	-----	3DK,DK
7	40546-KYY-900	CAP, SWINGARM END	2	-	-----	3DK,DK
8	43431-KYY-900	ARM COMP., RR. BRAKE STOPPER	1	-	-----	3DK,DK
9	43431-KYY-760	.....	1	-	-----	3DK,DK
9	52101-KYY-900	BOLT, SWINGARM PIVOT	1	-	-----	3DK,DK
10	52170-KYY-900	SLIDER, CHAIN	1	-	-----	3DK,DK
11	52200-KYY-970ZA	SWINGARM SUB ASSY., RR. *NH1*.....BLACK	1	-	-----	3DK,DK
12	90302-KRS-830	NUT, SPECIAL, 6MM	2	-	-----	3DK,DK



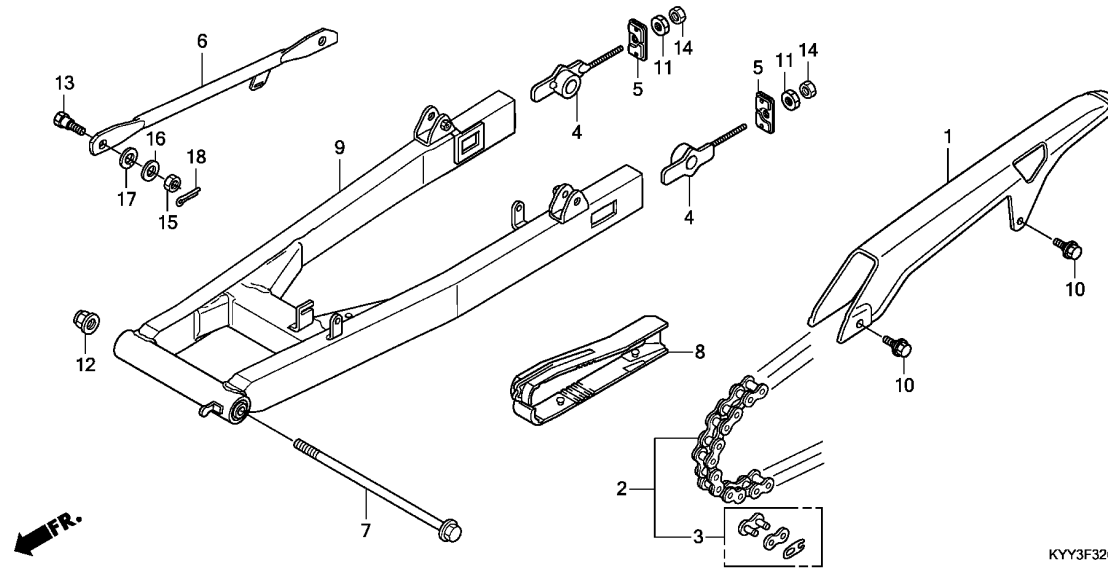
3

Ref. No.	Part No.	Description	Reqd. QTY		Serial No.	Parts catalogue code
			CGX125SH	C D		
13	90306-KYA-601	NUT, FLANGE, 12MM(PT)	1	-	-----	3DK,DK
			-	1		
14	92812-20000	BOLT A, BRAKE STOPPER ARM	1	-	-----	3DK,DK
	92812-10000	BOLT A, STOPPER ARM	-	1		
15	94001-06000-0S	NUT, HEX., 6MM	2	-	-----	3DK,DK
			-	2		
16	94001-08080-0S	NUT, HEX., 8MM	1	-	-----	3DK,DK
			-	1		
17	94101-08800	WASHER, PLAIN, 8MM	1	-	-----	3DK,DK
			-	1		
18	94111-10800	WASHER, SPRING, 10MM	1	-	-----	3DK,DK
			-	1		
19	94201-20150	PIN, SPLIT, 2.0X15	1	-	-----	3DK,DK
			-	1		
20	95701-06008-00	BOLT, FLANGE, 6X8	4	-	-----	3DK,DK
			-	4		

# F-32-1

# SWINGARM(2)

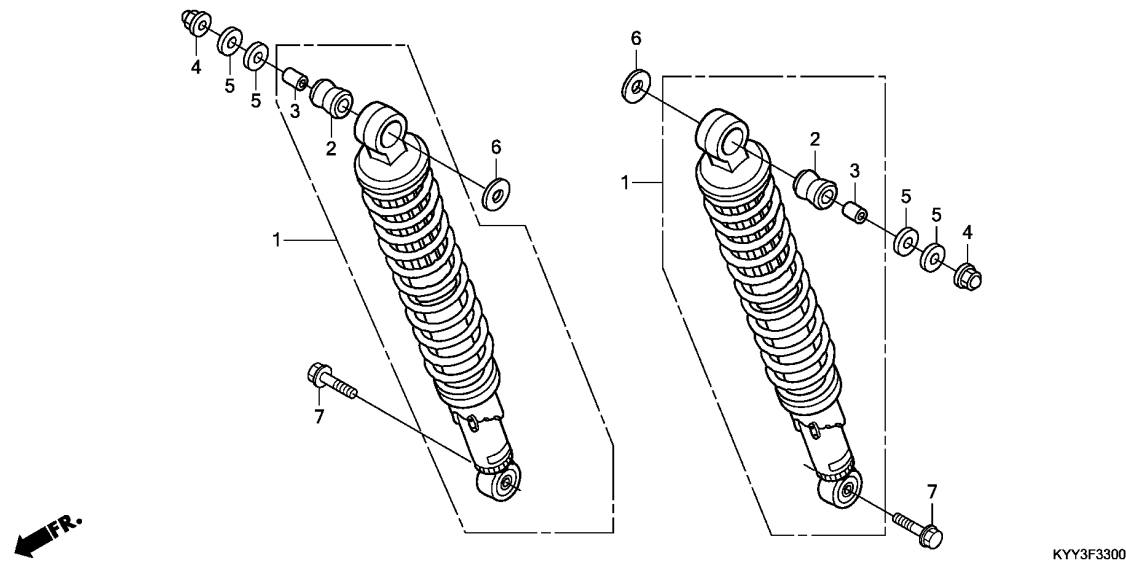
19



Ref. No.	L.O.N.	(Relative ref. Number) Description	F.R.T.
1	410195	CASE, DRIVE CHAIN .....	0.1
2	213165	CHAIN, DRIVE .....	0.2
6	7111H2	ARM, REAR BRAKE STOPPER .....	0.2
8	4101E5	SLIDER, CHAIN .....	0.2
9	5121B0	SWINGARM ASSEMBLY .....	0.8

Ref. No.	Part No.	Description	Reqd. QTY	CGX125SH C D	Serial No.	Parts catalogue code
1	40510-KYY-900	CASE, DRIVE CHAIN .....	1	-	-----	2AG,2CL,2PE,AG,CL,MX,PE
2	40530-KYY-901	CHAIN, DRIVE(KMC428DF-122L) ..	1	-	-----	2AG,2CL,2PE,AG,CL,MX,PE
3	40531-KYY-901	JOINT, DRIVE CHAIN(KMC) .....	1	-	-----	2AG,2CL,2PE,AG,CL,MX,PE
4	40543-KYY-901	ADJUSTER COMP., CHAIN .....	2	-	-----	2AG,2CL,2PE,AG,CL,MX,PE
5	40546-KYY-900	CAP, SWINGARM END .....	2	-	-----	2AG,2CL,2PE,AG,CL,MX,PE
6	43431-KYY-900	ARM COMP., RR. BRAKE STOPPER	1	-	-----	2AG,2CL,2PE,AG,CL,MX,PE
7	52101-KYY-900	BOLT, SWINGARM PIVOT .....	1	-	-----	2AG,2CL,2PE,AG,CL,MX,PE
8	52170-KYY-900	SLIDER, CHAIN .....	1	-	-----	2AG,2CL,2PE,AG,CL,MX,PE
9	52200-KYY-902	SWINGARM SUB ASSY., RR. ....	1	-	-----	2AG,2CL,2PE,AG,CL,MX,PE
10	90119-KTT-900	BOLT, FLANGE, 6MM .....	2	-	-----	2AG,2CL,2PE,AG,CL,MX,PE
11	90302-KRS-830	NUT, SPECIAL, 6MM .....	2	-	-----	2AG,2CL,2PE,AG,CL,MX,PE
12	90306-KYA-601	NUT, FLANGE, 12MM(PT) .....	1	-	-----	2AG,2CL,2PE,AG,CL,MX,PE
13	92812-20000	BOLT A, BRAKE STOPPER ARM ..	1	-	-----	2AG,2CL,2PE,AG,CL,MX,PE
14	94001-06000-0S	NUT, HEX., 6MM .....	2	-	-----	2AG,2CL,2PE,AG,CL,MX,PE
15	94001-08080-0S	NUT, HEX., 8MM .....	1	-	-----	2AG,2CL,2PE,AG,CL,MX,PE
16	94101-08800	WASHER, PLAIN, 8MM .....	1	-	-----	2AG,2CL,2PE,AG,CL,MX,PE
17	94111-10800	WASHER, SPRING, 10MM .....	1	-	-----	2AG,2CL,2PE,AG,CL,MX,PE
18	94201-20150	PIN, SPLIT, 2.0X15 .....	1	-	-----	2AG,2CL,2PE,AG,CL,MX,PE

3



Ref. No.	L.O.N.	(Relative ref. Number) Description	F.R.T.
1	5121B6	CUSHION ASSY., REAR :LEFT ....	0.1
	5121B7	CUSHION ASSY., REAR :RIGHT ...	0.1
	5121B8	CUSHION ASSY., REAR :BOTH ....	0.2

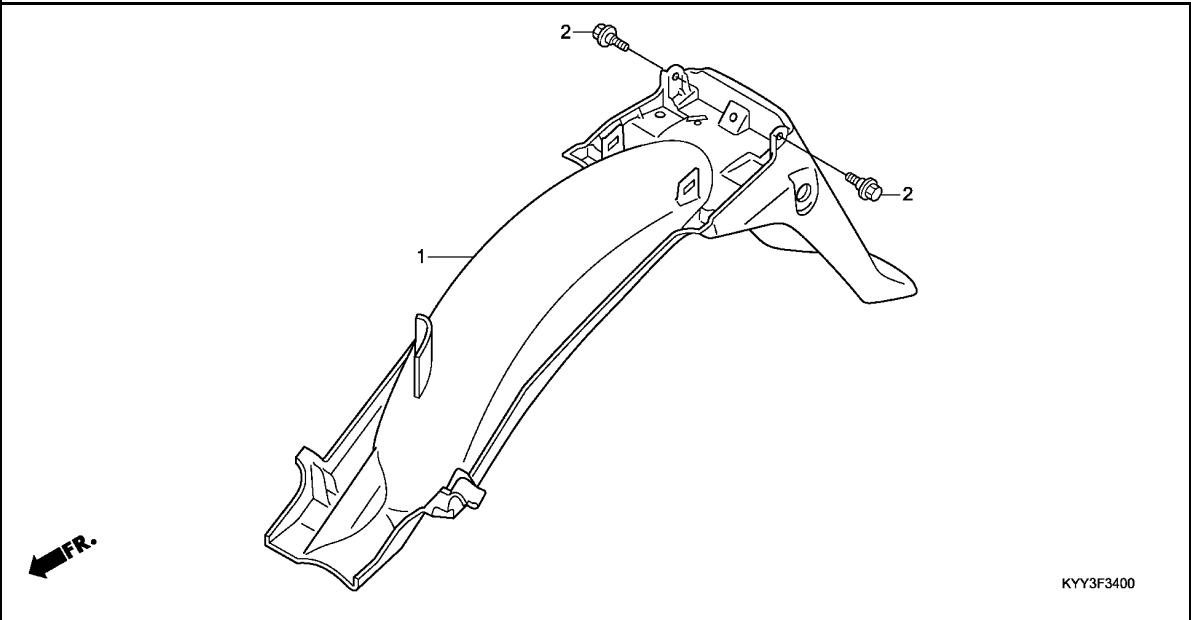
3

Ref. No.	Part No.	Description	Reqd. QTY		Serial No.	Parts catalogue code
			CGX125SH C	D		
1	52400-KYY-971	CUSHION ASSY., RR. ....	2	-		
	52400-KYY-761	.....	-	2		
2	52485-KRF-H71	BUSH, RUBBER UPPER .....	2	2		
3	52487-KRF-H71	COLLAR, RUBBER BUSH UPPER ...	2	2		
4	90301-KVX-600	NUT, FLANGE CAP, 10MM .....	2	2		
5	90502-KVX-600	WASHER, PLAIN, 10MM .....	4	4		
6	94102-12000	WASHER, PLAIN, 12MM .....	2	2		
7	95801-10035-08	BOLT, FLANGE, 10X35 .....	2	2		

F-34

REAR FENDER(1)

I11

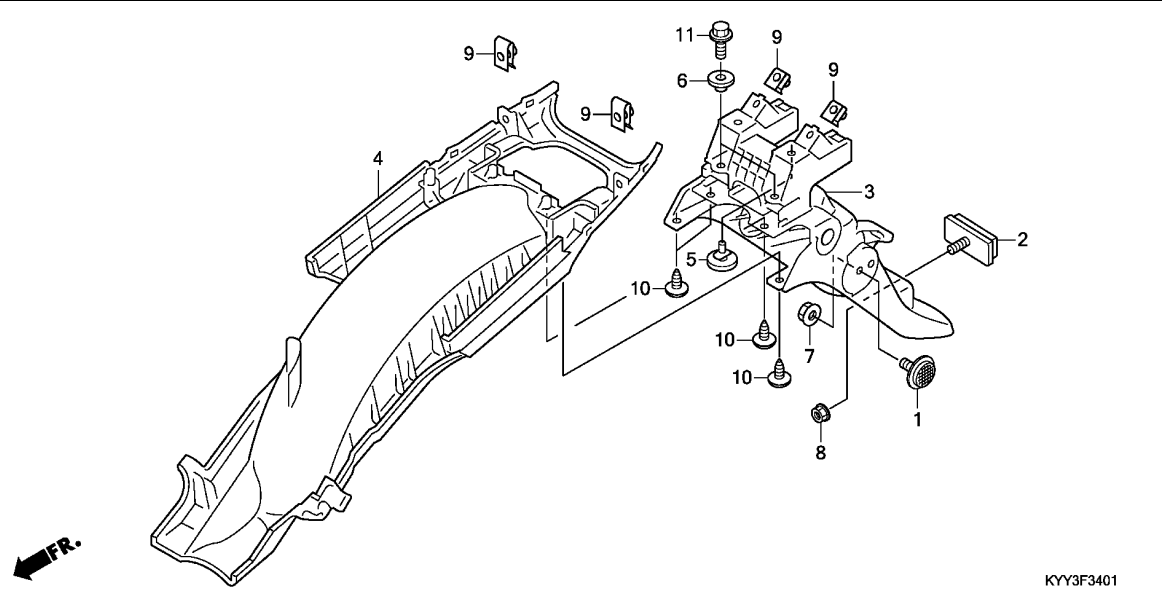


Ref. No.	L.O.N.	(Relative ref. Number) Description	F.R.T.
1	413102	FENDER, REAR .....	0.5

Ref. No.	Part No.	Description	Reqd. QTY		Serial No.	Parts catalogue code
			CGX125SH C	D		

1	80100-KYY-970	FENDER, RR. ....	1	-	-----	DK
2	90111-162-000	BOLT, FLANGE, 6MM .....	2	-	-----	DK

3

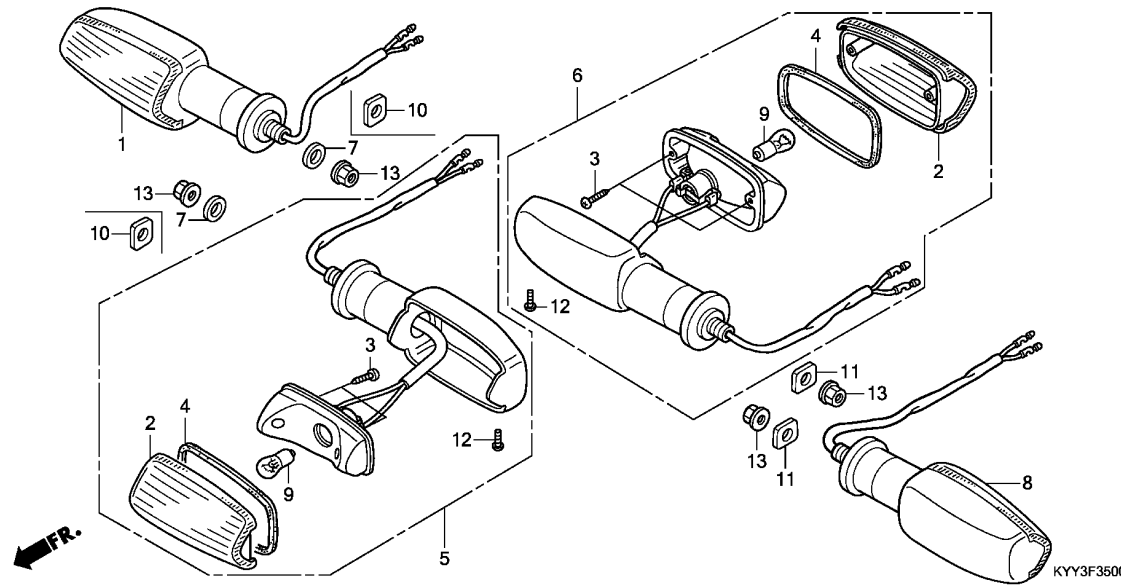


Ref. No.	L.O.N.	(Relative ref. Number) Description	F.R.T.
----------	--------	------------------------------------	--------

3	413105	FENDER A, REAR .....	0.8
4	413110	FENDER B, REAR .....	0.6

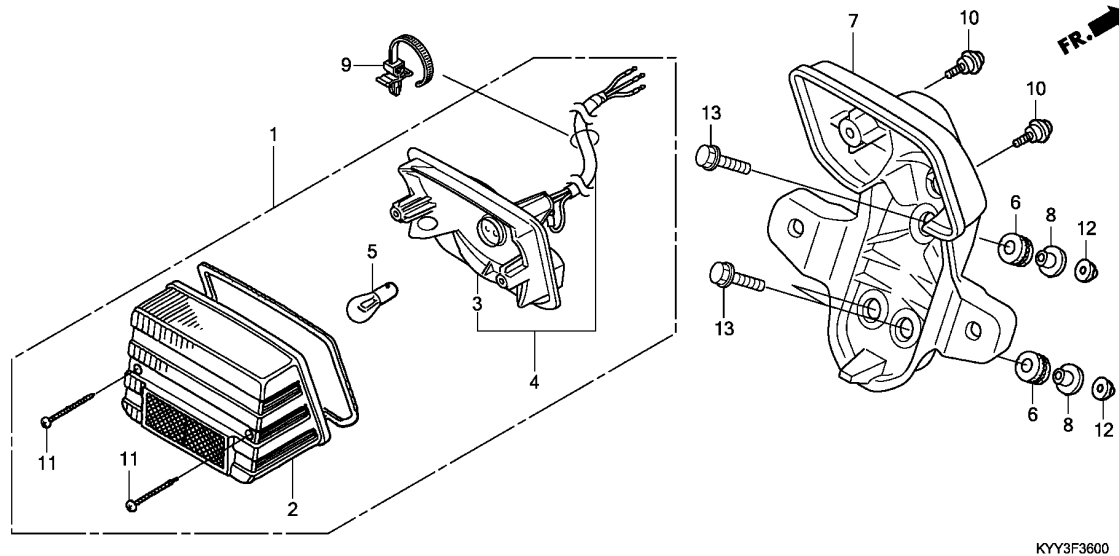
KYY3F3401

Ref. No.	Part No.	Description	Reqd. QTY	CGX125SH	Serial No.	Parts catalogue code
				C D		
1	33741-KYY-901	REFLECTOR, REFLEX(AMBER) .....	2	-	-----	2AG,3DK,AG
	33741-HB9-641	REFLECTOR, RR. REFLEX(RED) ..	2	-	-----	2CL,CL
	33741-KYY-841	REFLECTOR, SIDE REFLEX(RED) ..	-	2	-----	2CL,CL
2	33742-KVR-601	REFLECTOR, RR. REFLEX .....	1	-	-----	2AG,2CL,2PE,3DK,AG,CL,MX,PE
			-	1	-----	
3	80100-KYY-900	FENDER A, RR. ....	1	-	-----	2AG,2CL,3DK,AG,CL
	80100-KYY-610	.....	1	-	-----	2PE,MX,PE
	80100-KYY-760	.....	-	1	-----	
4	80101-KYY-900	FENDER B, RR. ....	1	-	-----	2AG,2CL,2PE,3DK,AG,CL,MX,PE
			-	1	-----	
5	80102-KYY-900	RUBBER, MOUNT .....	2	-	-----	2AG,2CL,2PE,3DK,AG,CL,MX,PE
			-	2	-----	
6	80108-KYY-900	COLLAR, RR. FENDER .....	2	-	-----	2AG,2CL,2PE,3DK,AG,CL,MX,PE
			-	2	-----	
7	90301-473-003	NUT, U, 6MM(FUSERASHI) .....	2	-	-----	2AG,2CL,3DK,AG,CL
	90301-KEJ-900	NUT, SPECIAL, 6MM .....	2	-	-----	2AG,2CL,3DK,AG,CL
	90301-473-003	NUT, U, 6MM(FUSERASHI) .....	-	2	-----	2CL,CL
	90301-KEJ-900	NUT, SPECIAL, 6MM .....	-	2	-----	2CL,CL
8	90301-GFM-890	NUT, SPECIAL, 5MM .....	1	-	-----	2AG,2CL,2PE,3DK,AG,CL,MX,PE
	90301-MG8-000	NUT, FLANGE, 5MM(FUSE RASHI) ..	1	-	-----	2AG,2CL,2PE,3DK,AG,CL,MX,PE
	90301-GFM-890	NUT, SPECIAL, 5MM .....	-	1	-----	
	90301-MG8-000	NUT, FLANGE, 5MM(FUSE RASHI) ..	-	1	-----	
9	90677-GFM-970	NUT, CLIP, 5MM .....	4	-	-----	2AG,2CL,2PE,3DK,AG,CL,MX,PE
			-	4	-----	
10	93903-34320	SCREW, TAPPING, 4X12 .....	4	-	-----	2AG,2CL,2PE,3DK,AG,CL,MX,PE
			-	4	-----	
11	95701-06016-08	BOLT, FLANGE, 6X16 .....	2	-	-----	2AG,2CL,2PE,3DK,AG,CL,MX,PE
			-	2	-----	



Ref. No.	L.O.N.	(Relative ref. Number) Description	F.R.T.
1	6161C4	WINKER :RIGHT FRONT .....	0.2
5	6161C3	WINKER :LEFT FRONT .....	0.2
	6161C5	WINKER :BOTH FRONT .....	0.3
6	6161C7	WINKER :RIGHT REAR .....	0.5
	6161H0	WINKER(A) :RIGHT REAR .....	0.2
		.NOTE: DK type	
8	6161C6	WINKER :LEFT REAR .....	0.5
	6161G9	WINKER(A) :LEFT REAR .....	0.2
		.NOTE: DK type	
	6161C8	WINKER :BOTH REAR .....	0.6
	6161H1	WINKER(A) :BOTH REAR .....	0.3
		.NOTE: DK type	
9		(2,4)	
	616133	BULB, WINKER :FRONT .....	0.1
		.NOTE: Same time for two units	
	616139	BULB, WINKER :REAR .....	0.1
		.NOTE: Same time for two units	
	6161G0	BULB, WINKER :FOR 1 VEHICLE ..	0.2

Ref. No.	Part No.	Description	Reqd. QTY		Serial No.	Parts catalogue code
			CGX125SH	C D		
1	33400-KYY-970	WINKER ASSY., R. FR.(12V 10W)	1	-	-----	2AG,2CL,2PE,AG,CL,DK,MX,PE
	33400-KYY-901	.....	1	-	-----	3DK
	33400-KYY-970	.....	-	1		
2	33402-KTJ-870	LENS, WINKER	4	4		
3	33409-KVX-600	SCREW, TAPPING, 2.9X13	8	8		
4	33410-KTJ-870	SEAL, RUBBER	4	4		
5	33450-KYY-970	WINKER ASSY., L. FR.(12V 10W)	1	-	-----	2AG,2CL,2PE,AG,CL,DK,MX,PE
	33450-KYY-901	.....	1	-	-----	3DK
	33450-KYY-970	.....	-	1		
6	33600-KYY-901	WINKER ASSY., R. RR.(12V 10W)	1	-	-----	2AG,2CL,2PE,3DK,AG,CL,MX,PE
	33600-KYY-970	.....	1	-	-----	DK
	33600-KYY-901	.....	-	1		
7	33650-KAF-000	COLLAR, FR. WINKER	2	-	-----	2AG,2CL,2PE,AG,CL,DK,MX,PE
		.....	-	2		
8	33650-KYY-901	WINKER ASSY., L. RR.(12V 10W)	1	-	-----	2AG,2CL,2PE,3DK,AG,CL,MX,PE
	33650-KYY-970	.....	1	-	-----	DK
	33650-KYY-901	.....	-	1		
9	34907-KVX-600	BULB, WINKER(12V 10W)	4	4		
10	61315-KYY-900	PLATE, FR. WINKER	2	-	-----	3DK
11	80103-KYY-900	PLATE, RR. WINKER	2	-	-----	2AG,2CL,2PE,3DK,AG,CL,MX,PE
	80103-KYY-970	.....	2	-	-----	DK
	80103-KYY-900	.....	-	2		
12	93500-04012-16	SCREW, PAN, 4X12	4	4		
13	94050-10000	NUT, FLANGE, 10MM	4	4		



Ref. No.	L.O.N.	(Relative ref. Number) Description	F.R.T.
1	6161D5	TAILLIGHT UNIT .....	0.2
3	6161E2	BASE, TAILLIGHT .....	0.3
4	6161E7	SOCKET, TAILLIGHT .....	0.3
5		(2)	
	6161G1	BULB, TAILLIGHT .....	0.1
7	4131K7	BRACKET, NUMBER PLATE .....	0.2

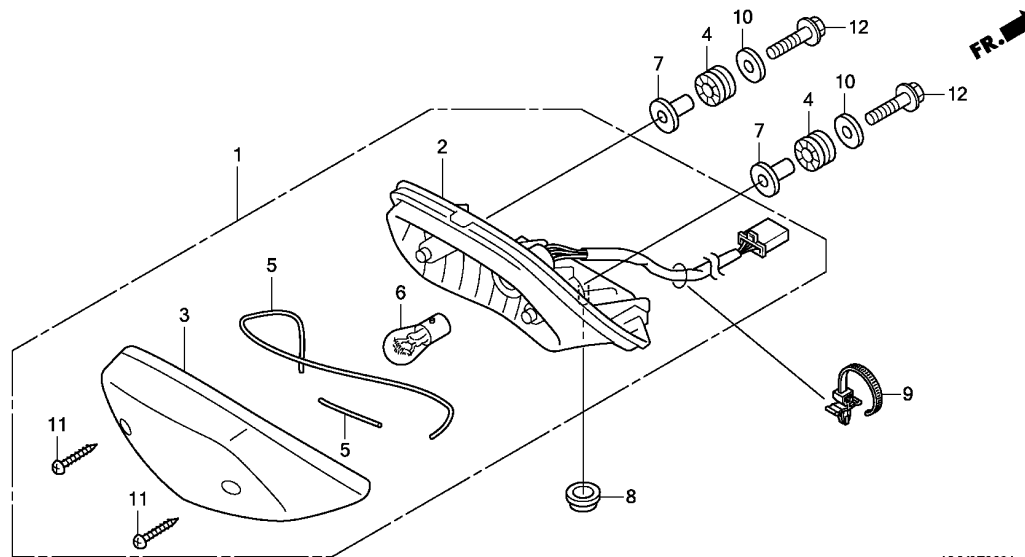
KYY3F3600

Ref. No.	Part No.	Description	Reqd. QTY	CGX125SH	Serial No.	Parts catalogue code
				C D		
1	33701-KYY-970	TAILLIGHT UNIT(12V 21/5W) ...	1	-	-----	DK
2	33702-KCS-W70	LENS, TAILLIGHT .....	1	-	-----	DK
3	33703-KYY-970	BASE COMP., TAILLIGHT .....	1	-	-----	DK
4	33705-KYY-970	SOCKET COMP., TAILLIGHT .....	1	-	-----	DK
5	34906-447-711	BULB, TAIL & STOP LIGHT (12V 21/5W)(STANLEY)	1	-	-----	DK
6	61103-357-000	RUBBER, FR. FENDER MOUNTING .	3	-	-----	DK
7	84701-KYY-970	BRACKET, NUMBER PLATE .....	1	-	-----	DK
8	84704-KYY-970	COLLAR, NUMBER PLATE BRACKET	3	-	-----	DK
9	90113-GFC-J31	STRAP, CABLE .....	1	-	-----	DK
10	90117-KCS-650	SCREW, PAN, 5X13 .....	2	-	-----	DK
11	93901-24710	SCREW, TAPPING, 4X30 .....	2	-	-----	DK
12	94050-06080	NUT, FLANGE, 6MM .....	3	-	-----	DK
13	95701-06025-08	BOLT, FLANGE, 6X25 .....	3	-	-----	DK

F-36-1

TAILLIGHT(2)

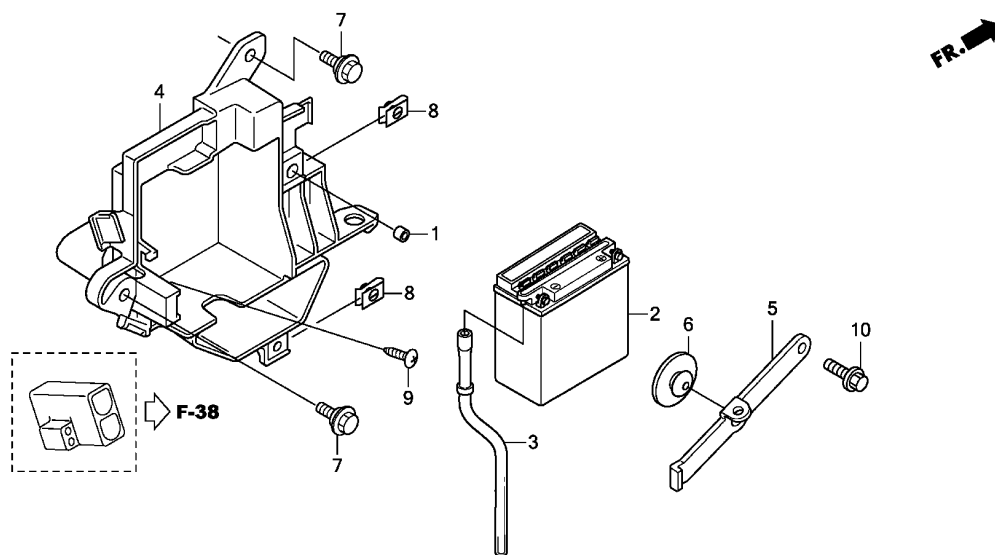
I15



Ref. No.	L.O.N.	(Relative ref. Number) Description	F.R.T.
1	6161W6	TAILLIGHT UNIT(A)	0.5
2	6161W4	BASE, TAILLIGHT(A)	0.6
6		(3,5)	
	6161G1	BULB, TAILLIGHT	0.1

Ref. No.	Part No.	Description	Reqd. QTY		Serial No.	Parts catalogue code
			CGX125SH	D		
1	33701-KYY-901	TAILLIGHT UNIT(12V 21/5W) ...	1	-	-----	2AG,2CL,2PE,3DK,AG,CL,MX,PE
			-	1		
2	33703-KYY-901	BASE COMP., TAILLIGHT	1	-	-----	2AG,2CL,2PE,3DK,AG,CL,MX,PE
			-	1		
3	33704-KTJ-C01	LENS COMP., TAILLIGHT	1	-	-----	2AG,2CL,2PE,3DK,AG,CL,MX,PE
			-	1		
4	33705-KW7-900	RUBBER A, TAILLIGHT MOUNTING	2	-	-----	2AG,2CL,2PE,3DK,AG,CL,MX,PE
			-	2		
5	33709-KTJ-C20	RUBBER, SEAL	2	-	-----	2AG,2CL,2PE,3DK,AG,CL,MX,PE
			-	2		
6	34906-447-711	BULB, TAIL & STOP LIGHT (12V 21/5W) (STANLEY)	1	-	-----	2AG,2CL,2PE,3DK,AG,CL,MX,PE
			-	1		
7	61104-428-000	COLLAR, FR. FENDER	2	-	-----	2AG,2CL,2PE,3DK,AG,CL,MX,PE
			-	2		
8	83601-MN5-000	GROMMET, SIDE COVER	1	-	-----	2AG,2CL,2PE,3DK,AG,CL,MX,PE
			-	1		
9	90113-GFC-J31	STRAP, CABLE	1	-	-----	2AG,2CL,2PE,3DK,AG,CL,MX,PE
			-	1		
10	90401-KTJ-900	WASHER, 6.3X22X1.2	2	-	-----	2AG,2CL,2PE,3DK,AG,CL,MX,PE
			-	2		
11	93901-44580	SCREW, TAPPING, 4X20	2	-	-----	2AG,2CL,2PE,3DK,AG,CL,MX,PE
			-	2		
12	95701-06025-00	BOLT, FLANGE, 6X25	2	-	-----	2AG,2CL,2PE,3DK,AG,CL,MX,PE
			-	2		

3



KYY3F3700

Ref. No.	L.O.N.	(Relative ref. Number) Description	F.R.T.
2	610100	BATTERY .....	0.2
4	410185	BOX, BATTERY .....	0.3

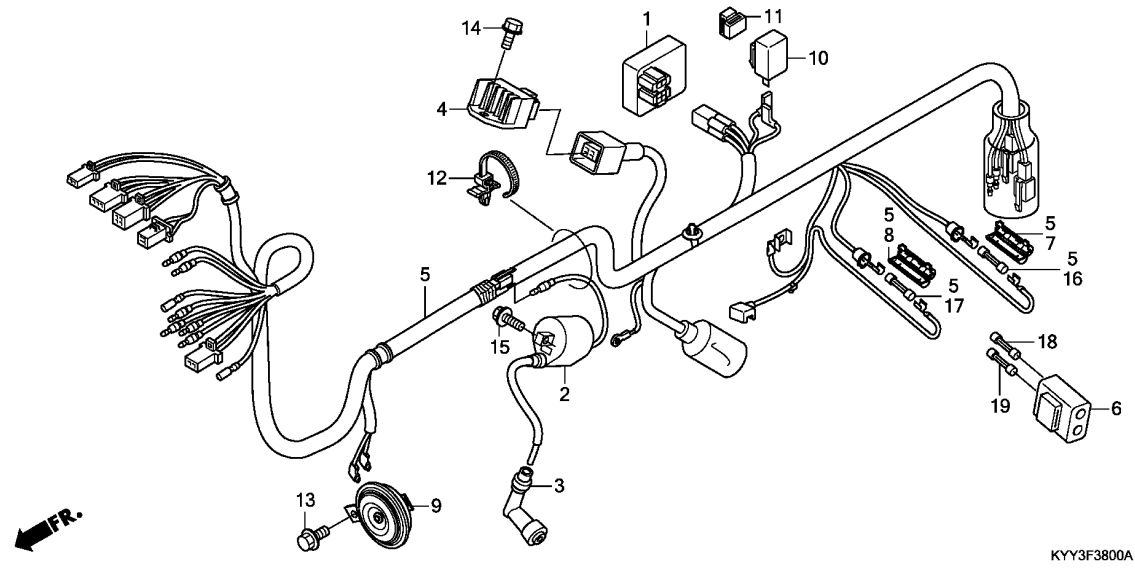
3

Ref. No.	Part No.	Description	Reqd. QTY		Serial No.	Parts catalogue code
			CGX125SH C	D		
1	17223-KVX-600	COLLAR, AIR CLEANER .....	1	1		
2	31500-KYY-631	BATTERY (CB3L-A) (SPANISH) .....	1	1	-----	2AG,2CL,2PE,AG,CL,MX,PE
	31500-KYY-971	BATTERY (CB3L-A) (ENGLISH) .....	1	1	-----	3DK,DK
3	31502-KYY-970	TUBE, BATTERY BREATHER .....	1	1		
4	50325-KYY-970	BOX, BATTERY .....	1	1		
5	50326-KYY-970	BAND, BATTERY .....	1	1		
6	83618-323-000	RUBBER, BATTERY BOX .....	1	1		
7	90111-162-000	BOLT, FLANGE, 6MM .....	2	2		
8	90311-KSH-900	NUT, CLIP, 6MM .....	2	2		
9	93903-25380	SCREW, TAPPING, 5X16 .....	1	1		
10	95701-06016-08	BOLT, FLANGE, 6X16 .....	1	1		

F-38

WIRE HARNESS

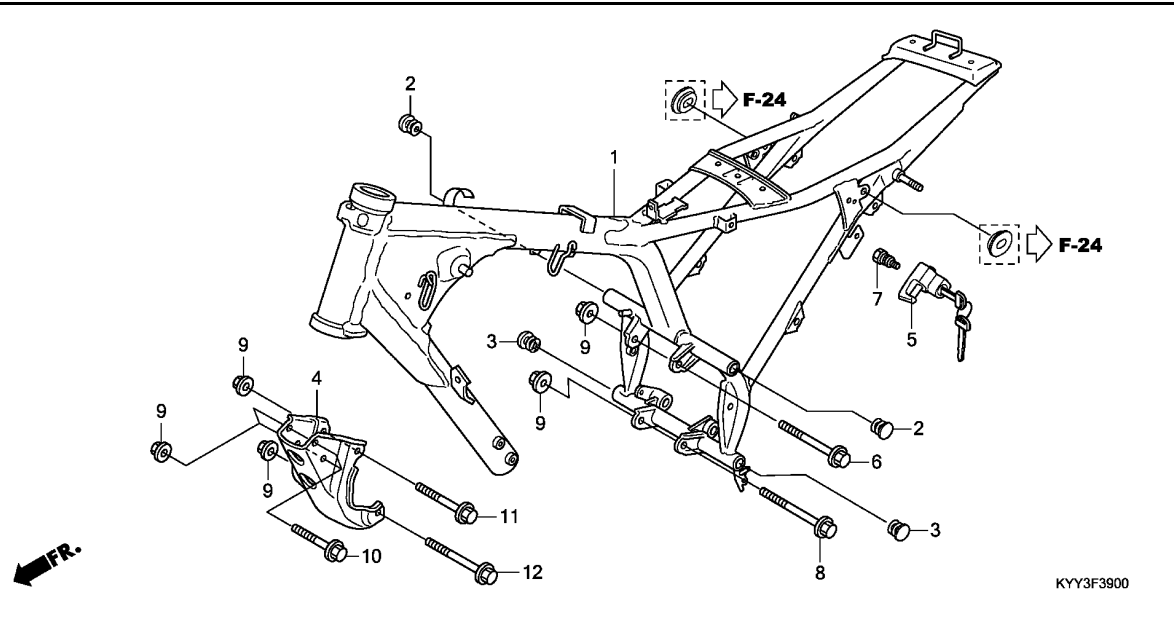
J 1



Ref. No.	L.O.N.	(Relative ref. Number) Description	F.R.T.
1	6141A1	IGNITION CONTROL MODULE .....	0.4
2	614105	COIL, IGNITION .....	0.3
4	6131B2	RECTIFIER, REGULATE .....	0.4
5	611100	HARNESS, WIRE .....	0.9
9	616169	HORN .....	0.1
10	6111C3	RELAY, WINKER .....	0.2

Ref. No.	Part No.	Description	Reqd. QTY		Serial No.	Parts catalogue code
			CGX125SH	C D		
1	30410-KYY-970	C.D.I. UNIT(DC) .....	1	1		
2	30500-KYY-901	COIL ASSY., IGNITION .....	1	1		
3	30700-KYY-901	CAP ASSY., NOISE SUPPRESSOR .....	1	1		
4	31600-KYY-971	RECTIFIER ASSY., REGULATE .....	1	1		
5	32100-KYY-630	HARNESS, WIRE .....	1	-	----- 2AG,2CL,AG,CL	
	32100-KYY-610	.....	1	-	----- 2PE,MX,PE	
	32100-KYY-980	.....	1	-	----- 3DK	
	32100-KYY-970	.....	1	-	----- DK	
	32100-KYY-840	.....	-	1	----- 2CL,CL	
	32100-KYY-780	.....	-	1	----- 2PE,3DK,DK,PE	
6	32106-KYY-970	SUSPENSION, FUSE .....	1	1		
7	32126-KYY-901	CASE, FUSE(15A) .....	1	1		
8	32127-KYY-901	CASE, FUSE(20A) .....	1	1		
9	38110-KYY-901	HORN COMP.(HIGH) .....	1	1		
10	38301-KVX-601	RELAY COMP., WINKER .....	1	1		
11	38306-KYY-970	SUSPENSION, WINKER RELAY .....	1	1		
12	90113-GFC-J31	STRAP, CABLE .....	1	1		
13	95701-06012-07	BOLT, FLANGE, 6X12 .....	1	1		
14	95701-06014-08	BOLT, FLANGE, 6X14 .....	1	1		
15	95701-06016-08	BOLT, FLANGE, 6X16 .....	2	2		
16	98200-21500	FUSE B(15A) .....	1	-		
	98200-11500	FUSE(15A) .....	-	1		
17	98200-22000	FUSE B(20A) .....	1	-		
	98200-12000	FUSE A(20A) .....	-	1		
18	98200-21500	FUSE B(15A) .....	1	1		
19	98200-22000	FUSE B(20A) .....	1	1		

3



Ref. No.	L.O.N.	(Relative ref. Number) Description	F.R.T.
1	410100	BODY, FRAME ..... .INCLUDES: Engine removal and installation	5.5
4	4101N0	PLATE, FRONT ENGINE HANGER ...	0.2
5	410197	LOCK, HELMET .....	0.2

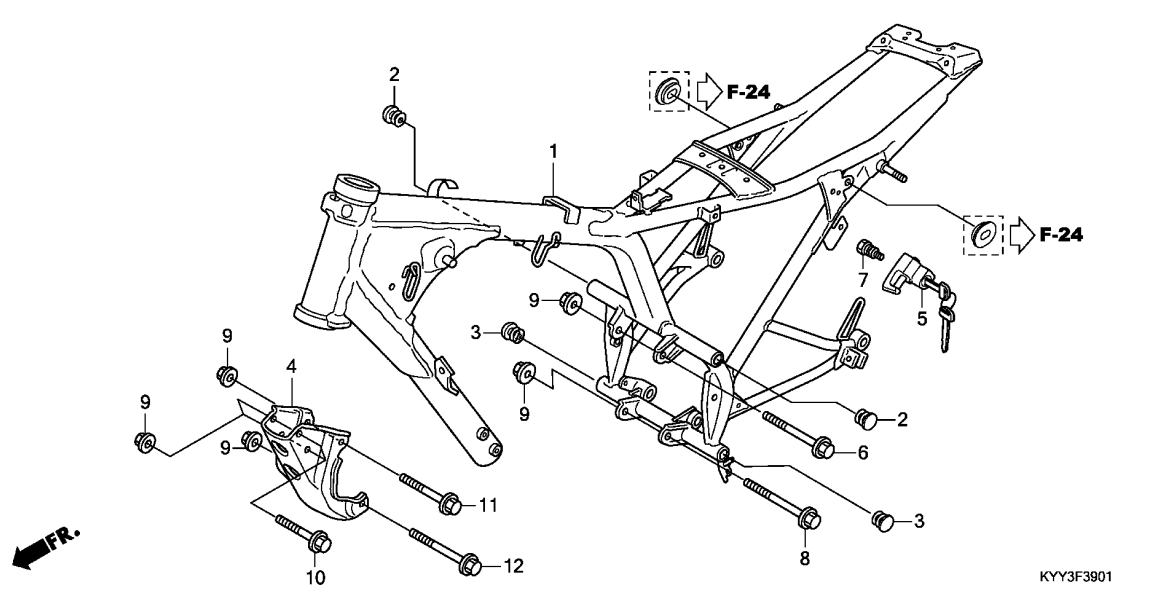
3

Ref. No.	Part No.	Description	Reqd. QTY		Serial No.	Parts catalogue code
			CGX125SH	C D		
1	50100-KYY-970	BODY COMP., FRAME .....	1	-	-----	DK
2	50315-H06-000	CAP, PIPE END .....	2	-	-----	DK
3	50315-KYY-900	CAP, PIPE END .....	2	-	-----	DK
4	50351-KYY-920	PLATE, FR. ENGINE HANGER ...	1	-	-----	DK
5	50710-KVX-A00	HOLDER ASSY., HELMET .....	(1)	-	-----	DK
6	90019-399-010	BOLT, FLANGE, 10X110 .....	1	-	-----	DK
7	90107-449-000	BOLT, HELMET HOLDER SETTING .	(1)	-	-----	DK
8	90132-KB5-920	BOLT, FLANGE, 10X130 .....	1	-	-----	DK
9	94050-10000	NUT, FLANGE, 10MM .....	6	-	-----	DK
10	95801-10065-08	BOLT, FLANGE, 10X65 .....	2	-	-----	DK
11	95801-10085-08	BOLT, FLANGE, 10X85 .....	1	-	-----	DK
12	95801-10095-08	BOLT, FLANGE, 10X95 .....	1	-	-----	DK

F-39-1

FRAME BODY(2)

J 3



Ref. No.	L.O.N.	(Relative ref. Number) Description	F.R.T.
1	410100	BODY, FRAME ..... .INCLUDES: Engine removal and installation	5.5
4	4101N0	PLATE, FRONT ENGINE HANGER ...	0.2
5	410197	LOCK, HELMET .....	0.2

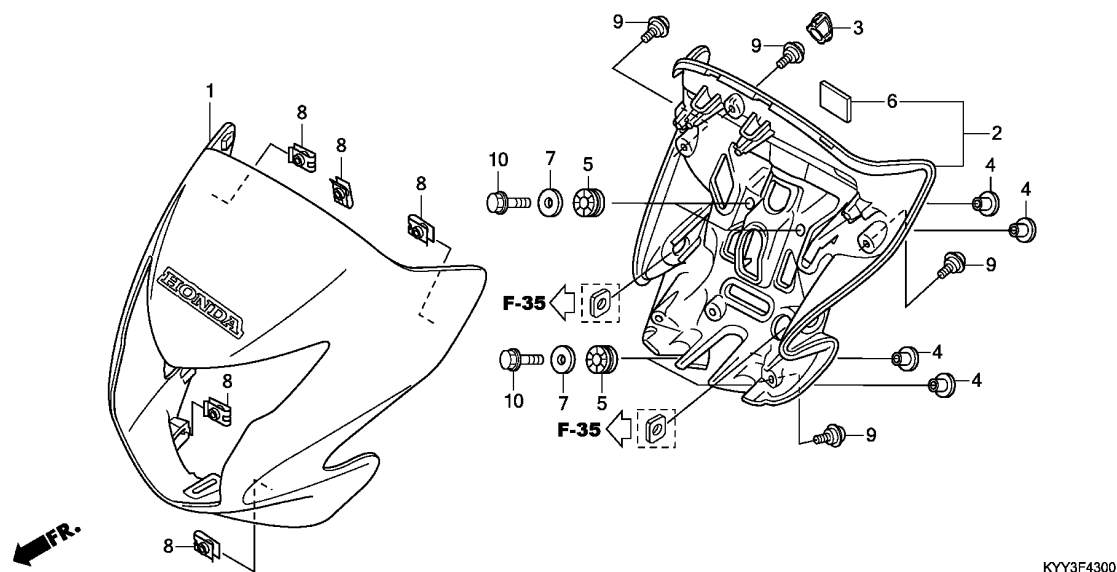
Ref. No.	Part No.	Description	Reqd. QTY		Serial No.	Parts catalogue code
			CGX125SH	C D		
1	50100-KYY-980	BODY COMP., FRAME .....	1	-	-----	2AG,2CL,2PE,3DK,AG,CL,MX,PE
	50100-KYY-860	.....	-	1	-----	
2	50315-H06-000	CAP, PIPE END .....	2	-	-----	2AG,2CL,2PE,3DK,AG,CL,MX,PE
		.....	-	2	-----	
3	50315-KYY-900	CAP, PIPE END .....	2	-	-----	2AG,2CL,2PE,3DK,AG,CL,MX,PE
		.....	-	2	-----	
4	50351-KYY-920	PLATE, FR. ENGINE HANGER ....	1	-	-----	2AG,2CL,2PE,3DK,AG,CL,MX,PE
		.....	-	1	-----	
5	50710-KVX-A00	HOLDER ASSY., HELMET .....	(1)	-	-----	2AG,2CL,2PE,3DK,AG,CL,MX,PE
		.....	-	(1)	-----	
6	90019-399-010	BOLT, FLANGE, 10X110 .....	1	-	-----	2AG,2CL,2PE,3DK,AG,CL,MX,PE
		.....	-	1	-----	
7	90107-449-000	BOLT, HELMET HOLDER SETTING ..	(1)	-	-----	2AG,2CL,2PE,3DK,AG,CL,MX,PE
		.....	-	(1)	-----	
8	90132-KB5-920	BOLT, FLANGE, 10X130 .....	1	-	-----	2AG,2CL,2PE,3DK,AG,CL,MX,PE
		.....	-	1	-----	
9	94050-10000	NUT, FLANGE, 10MM .....	6	-	-----	2AG,2CL,2PE,3DK,AG,CL,MX,PE
		.....	-	6	-----	
10	95801-10065-08	BOLT, FLANGE, 10X65 .....	2	-	-----	2AG,2CL,2PE,3DK,AG,CL,MX,PE
	95801-10075-08	BOLT, FLANGE, 10X75 .....	-	2	-----	
11	95801-10085-08	BOLT, FLANGE, 10X85 .....	1	-	-----	2AG,2CL,2PE,3DK,AG,CL,MX,PE
		.....	-	1	-----	
12	95801-10095-08	BOLT, FLANGE, 10X95 .....	1	-	-----	2AG,2CL,2PE,3DK,AG,CL,MX,PE
		.....	-	1	-----	

3

# F-43

# FRONT VISOR

**J 4**

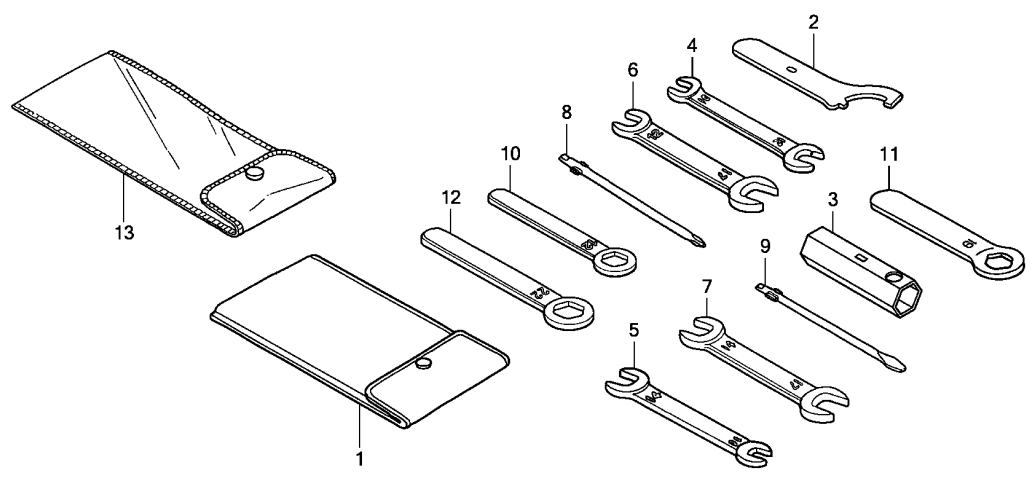


Ref. No.	L.O.N.	(Relative ref. Number) Description	F.R.T.
1	4111L3	COWL, FRONT CENTER .....	0.2
2	413135	COVER, HEADLIGHT .....	0.5

KYY3F4300

**3**

Ref. No.	Part No.	Description	Reqd. QTY	Serial No.	Parts catalogue code
			CGX125SH C D		
1	61300-KYY-920ZA	VISOR SET, FR.(WL)	1		
		*TYPE1*	1		3DK
	61300-KYY-920ZB	*TYPE2*	1		3DK
2	61310-KYY-900	COVER ASSY., HEADLIGHT RR.	1		3DK
3	61313-KYY-900	PLUG, BLIND	1		3DK
4	61314-KYY-900	COLLAR, HEADLIGHT RR. COVER	4		3DK
5	64615-KR1-860	RUBBER, LOWER COWL MOUNTING	4		3DK
6	86150-KYS-940	EMBLEM, PRODUCT	1		3DK
7	90502-KYY-900	WASHER, HEADLIGHT RR. COVER	4		3DK
8	90677-GFM-970	NUT, CLIP, 5MM	5		3DK
9	91510-KYA-600	SCREW, PAN, 5X15	5		3DK
10	95701-06022-08	BOLT, FLANGE, 6X22	4		3DK



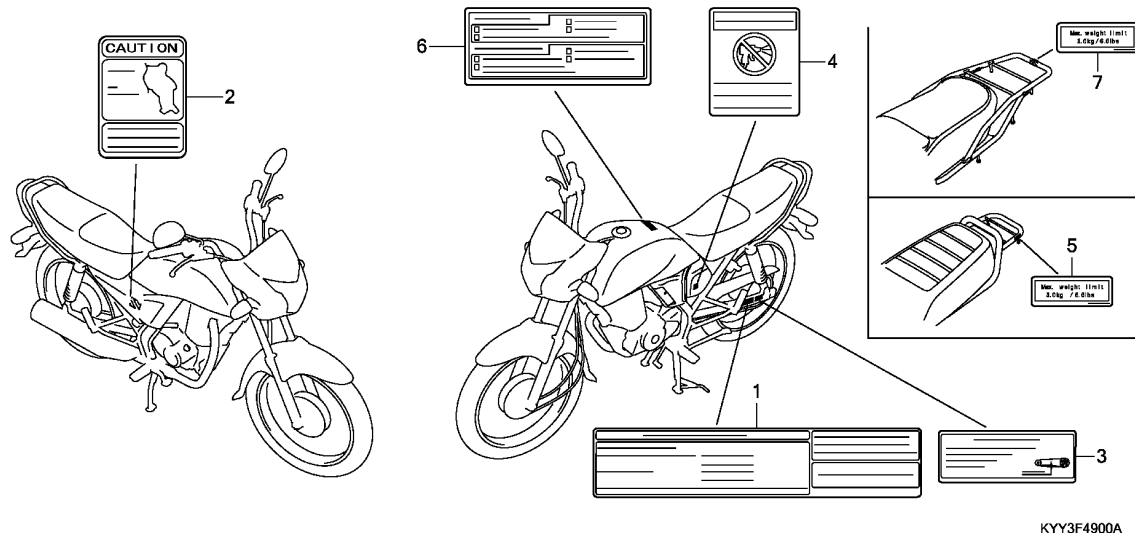
KYY3F4800

Ref. L.O.N. (Relative ref. Number) F.R.T.  
No. Description

NO INFORMATION .....

Ref. No.	Part No.	Description	Reqd. QTY		Serial No.	Parts catalogue code
			CGX125SH C	D		
1	83642-171-000	BAG, OWNERS MANUAL .....	1	1		
2	89215-KSH-900	SPANNER, PIN .....	1	1	-----	2AG,2CL,2PE,AG,CL,MX,PE
3	89216-KRM-860	WRENCH, SPARK PLUG .....	1	1	-----	
4	99001-10120	SPANNER, 10X12 .....	1	1	-----	2AG,2CL,2PE,AG,CL,MX,PE
5	99001-10140	SPANNER, 10X14 .....	1	1	-----	3DK,DK
6	99001-12170	SPANNER, 12X17 .....	1	1	-----	3DK,DK
7	99001-14170	SPANNER, 14X17 .....	1	1	-----	2AG,2CL,2PE,AG,CL,MX,PE
8	99003-10000	DRIVER 1, PLUS SCREW(NO.2) ..	1	1	-----	
9	99003-30000	DRIVER 3, MINUS SCREW(NO.2) ..	1	1	-----	2AG,2CL,2PE,AG,CL,MX,PE
10	99006-12000	HANDLE, EYE WRENCH, 12MM .....	1	1	-----	3DK,DK
11	99006-19000	WRENCH, EYE, 19MM .....	1	1	-----	3DK,DK
12	99006-22000	WRENCH, EYE, 22MM .....	1	1	-----	3DK,DK
13	99008-01600	BAG, TOOL, 160MM .....	1	1		





Ref. No.	L.O.N. (Relative ref. Number)	Description	F.R.T.
----------	-------------------------------	-------------	--------

NO INFORMATION .....

KYY3F4900A

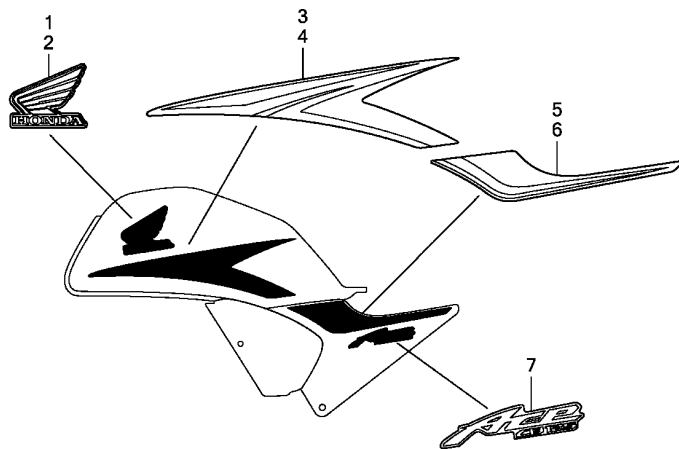
3

Ref. No.	Part No.	Description	Reqd. QTY	CGX125SH	Serial No.	Parts catalogue code
				C D		
1	87505-KYY-600	LABEL, TIRE (SPANISH)	1	-	-----	2AG,2CL,2PE,AG,CL,MX,PE
	87505-KYY-971	LABEL, TIRE (ENGLISH)	1	-	-----	3DK,DK
	87505-KYY-600	LABEL, TIRE (SPANISH)	-	1	-----	2CL,CL
	87505-KYY-780	.....	-	1	-----	2PE,PE
	87505-KYY-860	LABEL, TIRE (ENGLISH)	-	1	-----	3DK,DK
2	87506-KYY-630	MARK, BATTERY CAUTION (SPANISH)	1	1	-----	2AG,2CL,2PE,AG,CL,MX,PE
	87506-KYY-970	MARK, BATTERY CAUTION (ENGLISH)	1	1	-----	3DK,DK
3	87507-MEE-761	LABEL, DRIVE CHAIN	1	1	-----	2AG,2CL,2PE,AG,CL,MX,PE
	87507-MCW-D20	.....	1	1	-----	3DK,DK
4	87509-KVR-G00	LABEL, AIR CLEANER ELEMENT	1	1	-----	2AG,2CL,2PE,AG,CL,MX,PE
		NOTICE	1	-	-----	DK
5	87512-KYY-970	LABEL, RR. CARRIER	1	-	-----	DK
6	87560-KYY-600ZB	LABEL, DRIVE CAUTION (SPANISH)	1	1	-----	2AG,2CL,2PE,AG,CL,MX,PE
	*TYPE1*	.....	1	1	-----	3DK,DK
	87560-KYY-970ZA	LABEL, DRIVE CAUTION	1	1	-----	MX
	*TYPE1*	.....	1	-	-----	2CL,2PE,CL,PE
	87560-KYY-600ZA	LABEL, DRIVE CAUTION (SPANISH)	1	-	-----	3DK,DK
	*TYPE2*	.....	1	-	-----	
7	81220-KRF-E20	LABEL, RR. CARRIER (SPANISH)	-	1	-----	2CL,2PE,CL,PE
	81220-KRF-N10	LABEL, RR. CARRIER	-	1	-----	3DK,DK

F-50

MARK/STRIPE(1)

J 7



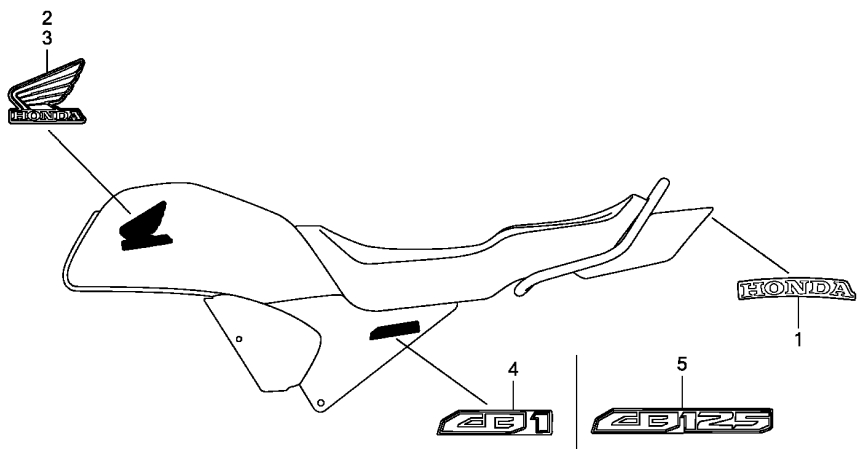
KYY3F5000

Ref. L.O.N. (Relative ref. Number) F.R.T.  
No. Description

NO INFORMATION .....

Ref. No.	Part No.	Description	Reqd. QTY	CGX125SH	Serial No.	Parts catalogue code
				C D		
1	86171-KYY-900ZA	MARK, R. WING	1	-	-----	DK
		*TYPE1*.....	1	-	-----	DK
	86171-KYY-900ZB	*TYPE2*.....	1	-	-----	DK
2	86172-KYY-900ZA	MARK, L. WING	1	-	-----	DK
		*TYPE1*.....	1	-	-----	DK
	86172-KYY-900ZB	*TYPE2*.....	1	-	-----	DK
3	86173-KYY-900ZA	STRIPE, R. FUEL TANK	1	-	-----	DK
		*TYPE1*.....	1	-	-----	DK
	86173-KYY-900ZB	*TYPE2*.....	1	-	-----	DK
4	86174-KYY-900ZA	STRIPE, L. FUEL TANK	1	-	-----	DK
		*TYPE1*.....	1	-	-----	DK
	86174-KYY-900ZB	*TYPE2*.....	1	-	-----	DK
5	86831-KYY-970ZA	STRIPE, R. SIDE COVER	1	-	-----	DK
		*TYPE2*.....	1	-	-----	DK
	86831-KYY-970ZB	*TYPE1*.....	1	-	-----	DK
6	86832-KYY-970ZA	STRIPE, L. SIDE COVER	1	-	-----	DK
		*TYPE2*.....	1	-	-----	DK
	86832-KYY-970ZB	*TYPE1*.....	1	-	-----	DK
7	86833-KYY-970ZA	MARK, SIDE COVER	2	-	-----	DK
		*TYPE1*.....	2	-	-----	DK

3



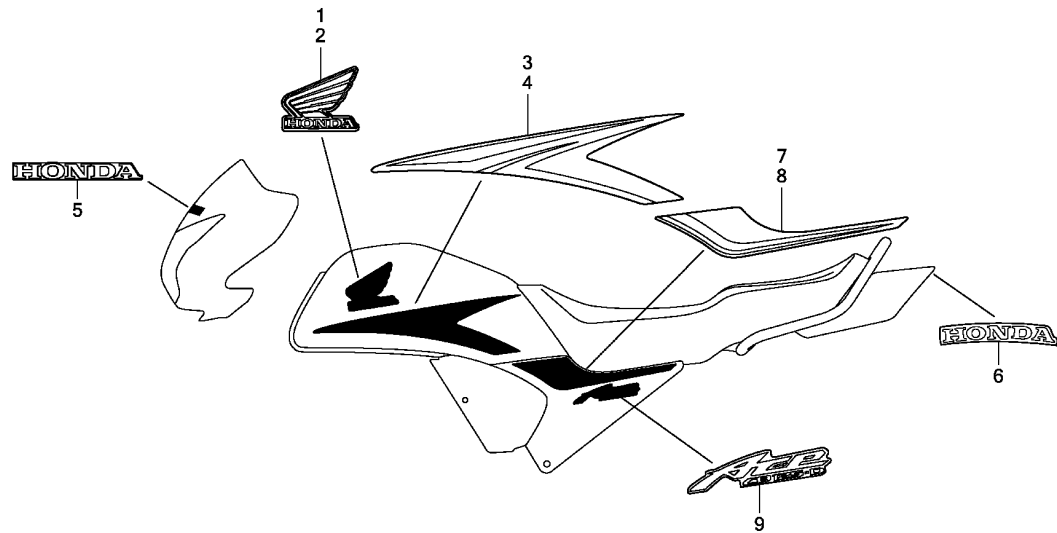
KYY3F5001

Ref. L.O.N. (Relative ref. Number) F.R.T.  
No. Description

NO INFORMATION .....

3

Ref. No.	Part No.	Description	Reqd. QTY	CGX125SH	Serial No.	Parts catalogue code
				C D		
1	86771-KYY-900ZA	MARK, HONDA	1	-	-----	2AG,2CL,2PE,AG,CL,MX,PE
		*TYPE1*.....	1	-	-----	2AG,2CL,2PE,AG,CL,PE
	86771-KYY-900ZB	*TYPE2*.....	1	-	-----	2AG,2CL,2PE,AG,CL,PE
	86771-KYY-900ZC	*TYPE3*.....	1	-	-----	2AG,2CL,2PE,AG,CL,PE
	86101-KYY-600ZB	MARK, HONDA(90MM)	1	-	-----	MX
		*TYPE4*.....	1	-	-----	MX
2	86171-KYY-900ZA	MARK, R. WING	1	-	-----	2AG,2CL,2PE,AG,CL,MX,PE
		*TYPE1*.....	1	-	-----	2AG,2CL,2PE,AG,CL,PE
	86171-KYY-900ZB	*TYPE2*.....	1	-	-----	2AG,2CL,2PE,AG,CL,PE
	86171-KYY-900ZC	*TYPE3*.....	1	-	-----	2AG,2CL,2PE,AG,CL,PE
	86201-KYY-600ZF	MARK, R. WING(105MM)	1	-	-----	MX
		*TYPE4 1*.....	1	-	-----	MX
3	86172-KYY-900ZA	MARK, L. WING	1	-	-----	2AG,2CL,2PE,AG,CL,MX,PE
		*TYPE1*.....	1	-	-----	2AG,2CL,2PE,AG,CL,PE
	86172-KYY-900ZB	*TYPE2*.....	1	-	-----	2AG,2CL,2PE,AG,CL,PE
	86172-KYY-900ZC	*TYPE3*.....	1	-	-----	2AG,2CL,2PE,AG,CL,PE
	86202-KYY-600ZF	MARK, L. WING(105MM)	1	-	-----	MX
		*TYPE4 1*.....	1	-	-----	MX
4	86833-KYY-600ZA	MARK, SIDE COVER(CB1)	2	-	-----	2AG,2CL,2PE,AG,CL,PE
		*TYPE1*.....	2	-	-----	MX
5	86833-KYY-620ZA	MARK, SIDE COVER(CB125)	2	-	-----	2AG,2CL,2PE,AG,CL,PE
		*TYPE1*.....	2	-	-----	MX

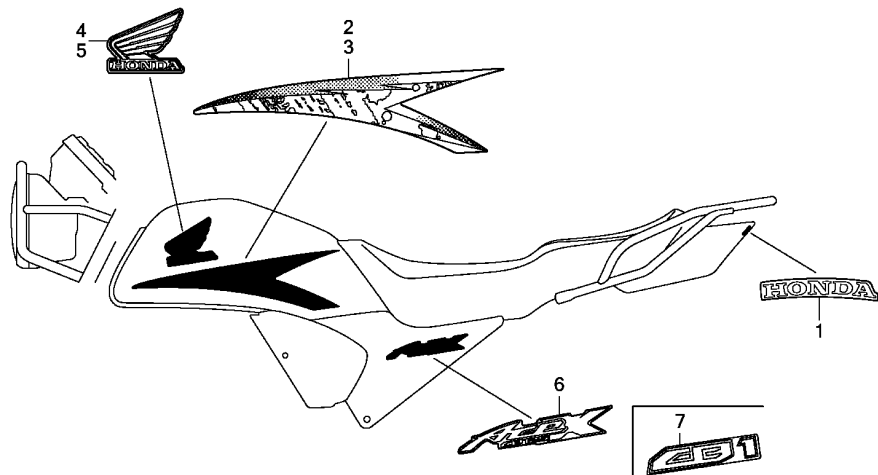


KYY3F5002

Ref. L.O.N. (Relative ref. Number) F.R.T.  
No. Description

NO INFORMATION .....

Ref. No.	Part No.	Description	Reqd. QTY	CGX125SH	Serial No.	Parts catalogue code
				C D		
1	86171-KYY-900ZA	MARK, R. WING	1	-	-----	3DK
		*TYPE1*.....	1	-	-----	3DK
2	86171-KYY-900ZB	*TYPE2*.....	1	-	-----	3DK
2	86172-KYY-900ZA	MARK, L. WING	1	-	-----	3DK
		*TYPE1*.....	1	-	-----	3DK
		*TYPE2*.....	1	-	-----	3DK
3	86172-KYY-900ZB	*TYPE2*.....	1	-	-----	3DK
3	86173-KYY-900ZA	STRIPE, R. FUEL TANK	1	-	-----	3DK
		*TYPE1*.....	1	-	-----	3DK
		*TYPE2*.....	1	-	-----	3DK
4	86173-KYY-900ZB	*TYPE2*.....	1	-	-----	3DK
4	86174-KYY-900ZA	STRIPE, L. FUEL TANK	1	-	-----	3DK
		*TYPE1*.....	1	-	-----	3DK
		*TYPE2*.....	1	-	-----	3DK
5	86174-KYY-900ZB	*TYPE2*.....	1	-	-----	3DK
5	86613-KYY-900ZA	MARK, HONDA	1	-	-----	3DK
		*TYPE1*.....	1	-	-----	3DK
		*TYPE2*.....	1	-	-----	3DK
6	86613-KYY-900ZB	*TYPE2*.....	1	-	-----	3DK
6	86771-KYY-900ZF	MARK, HONDA	1	-	-----	3DK
		*TYPE6*.....	1	-	-----	3DK
7	86831-KYY-970ZA	STRIPE, R. SIDE COVER	1	-	-----	3DK
		*TYPE2*.....	1	-	-----	3DK
		*TYPE1*.....	1	-	-----	3DK
8	86831-KYY-970ZB	*TYPE1*.....	1	-	-----	3DK
8	86832-KYY-970ZA	STRIPE, L. SIDE COVER	1	-	-----	3DK
		*TYPE2*.....	1	-	-----	3DK
		*TYPE1*.....	1	-	-----	3DK
		*TYPE2*.....	1	-	-----	3DK
9	86832-KYY-970ZB	*TYPE1*.....	1	-	-----	3DK
9	86833-KYY-980ZA	MARK, SIDE COVER	2	-	-----	3DK
		*TYPE1*.....	2	-	-----	3DK



KYY3F5003

Ref. L.O.N. (Relative ref. Number) F.R.T.  
No. Description

NO INFORMATION .....

3

Ref. No.	Part No.	Description	Reqd. QTY		Serial No.	Parts catalogue code
			CGX125SH C	D		
1	86101-KYY-760ZA	MARK, HONDA(90MM)	-	1		
		*TYPE2*	-	1		
	86101-KYY-760ZB	*TYPE1*	-	1		
2	86173-KYY-760ZB	STRIPE, R. FUEL TANK	-	1		
		*TYPE2*	-	1		
	86173-KYY-760ZC	*TYPE1*	-	1		
3	86174-KYY-760ZA	STRIPE, L. FUEL TANK	-	1		
		*TYPE2*	-	1		
	86174-KYY-760ZB	*TYPE1*	-	1		
4	86201-KYY-760ZA	MARK, R. WING(105MM)	-	1		
		*TYPE2*	-	1		
	86201-KYY-760ZB	*TYPE1*	-	1		
5	86202-KYY-760ZA	MARK, L. WING(105MM)	-	1		
		*TYPE2*	-	1		
	86202-KYY-760ZB	*TYPE1*	-	1		
6	86833-KYY-860ZA	MARK, SIDE COVER	-	2	-----	3DK,DK
		*TYPE1*	-	2	-----	2CL,2PE,CL,PE
7	86833-KYY-600ZA	MARK, SIDE COVER(CB1)	-	2	-----	2CL,2PE,CL,PE
		*TYPE1*	-	2	-----	2CL,2PE,CL,PE

# PART NO. INDEX

**K 1**

Part Number	Address	Page	Ref.	Part Number	Address	Page	Ref.	Part Number	Address	Page	Ref.	Part Number	Address	Page	Ref.
06000				14500-KYY-900	E6	39	3	16100-KYY-613	F3	52	15	17520-KYY-860ZD	H10	80	9
06410-KSP-900	H6	76	1	14502-KYY-900	E6	39	4	16100-KYY-621	F3	52	15	17520-KYY-970ZA	H10	80	9
	H8	78	1	14531-KYY-900	E6	39	5	16100-KYY-741	F5	54	13	17520-KYY-970ZB	H10	80	9
06430-KRF-B70	H5	75	1	14532-KWS-900	E6	39	6	16100-KYY-841	F3	52	15	17611-286-000	H10	80	10
06430-KRF-B90	H1	71	1	14541-GB4-681	E6	39	7	16119-440-004	F3	52	16	17620-KVX-601	H10	80	11
06530-KRF-H70	G11	65	1	14550-KYY-900	E6	39	8		F5	54	14	17620-KVX-A00	H10	80	11
	G12	66	1	14566-086-030	E6	39	9	16155-KRS-861	F3	52	17	17681-KYY-900	H10	80	12
				14610-KWB-600	E6	39	10		F5	54	15	17920-KYY-305	G7	61	1
				14615-KFL-850	E6	39	11	16163-KWS-901	F3	52	18	17920-KYY-970	G7	61	1
				14670-KYY-900	E6	39	12		F5	54	16	24000			
				14711-KWB-600	E4	37	6	16165-KYY-901	F3	52	19	18000			
				14721-KVY-900	E4	37	7		F5	54	17	18291-GE2-920	I1	87	1
11100-KYY-900	E13	46	1	14751-GGC-900	E4	37	8	16173-KEJ-900	H10	80	1		I2	88	1
11200-KYY-920	E13	46	2	14771-GB4-680	E4	37	9	16197-KYY-971	F3	52	20		I1	87	2
11218-KWS-900	E13	46	3	14775-KVY-900	E4	37	10		F5	54	18	18293-KYY-900	I2	88	2
11330-KYY-900	E8	41	1	14781-KSY-900	E4	37	11	16211-KYY-900	E2	35	6		I2	88	2
11341-KYY-900	E10	43	1	15000				16217-KYY-900	E2	35	7	18300-KYY-600	I2	88	3
11360-KYY-970	E10	43	2	15100-KYY-900	E12	45	2	16950-KWK-901	H10	80	2	18300-KYY-970	I1	87	3
11394-KWS-901	E8	41	2	15119-KWS-901	E12	45	3	16952-KWK-900	H10	80	3	18300-KYY-980	I2	88	3
11395-KWS-900	E10	43	3	15133-KYY-900	E12	45	4	16953-KWK-900	H10	80	4	18345-KTJ-900	I1	87	4
				15331-KYY-900	E12	45	5	16958-KEJ-900	H10	80	5		I2	88	4
				15332-KYY-900	E12	45	6	16959-KEJ-900	H10	80	6	18355-KYY-900	I2	88	5
				15421-KSP-910	E12	45	7	17000				18355-KYY-970	I1	87	5
12100-KYY-900	E7	40	1	15431-KWS-900	E12	45	8	17110-KYY-903	E2	35	8	18421-KBA-900	I1	87	6
12191-KYY-900	E7	40	2	15439-KWS-901	E12	45	9	17113-KYY-901	E2	35	9	18421-KVX-600	I2	88	6
12200-KYY-970	E2	35	1	15441-KWS-900	E12	45	10	17115-KYY-900	E2	35	10	18422-KBA-900	I1	87	7
12206-KPL-900	E2	35	2	15651-KWS-900	E8	41	3	17116-KYY-902	E2	35	11	18422-KTJ-900	I2	88	7
12209-GB4-681	E4	37	1	16000				17116-KYY-902	E2	35	11	18442-KRC-900	I2	88	8
12209-GB4-682	E4	37	1	16010-KYY-601	F3	52	1	17205-KYY-970	H15	85	1	18611-KYY-970	E2	35	12
12251-KYY-901	E2	35	3	16010-KYY-901	F5	54	1	17211-KVX-600	H16	86	1	18612-KYY-970	E2	35	13
12310-KYY-970	E1	34	1	16012-KYY-971	F3	52	2	17213-KYY-970	H15	85	2	22000			
12341-KYY-900	E2	35	4		F5	54	2	17214-KVX-600	H16	86	2	22100-KYY-901	E9	42	1
12391-KYY-900	E1	34	2	16013-KPH-C01	F3	52	3	17215-KYY-900	H16	86	3	22115-KWS-900	E9	42	2
12395-KYY-900	E2	35	5		F5	54	3	17219-KYY-900	H15	85	3	22120-KWS-901	E9	42	3
12396-KRM-840	E12	45	1	16016-KPW-H01	F5	54	5		H16	86	4	22201-KWS-901	E9	42	4
				16016-KYY-601	F3	52	5	17220-KYY-970	H15	85	4	22204-KWS-901	E9	42	5
				16017-KWS-901	F3	52	6	17223-KVX-600	H16	102	1	22321-KWB-601	E9	42	6
					F5	54	6	17225-KYY-600	H16	86	5	22355-KWS-901	E9	42	7
				16019-KYY-901	F3	52	7	17227-KYY-900	H15	85	6	22361-KFM-900	E9	42	8
					F5	54	7	17234-KCC-941	H16	86	7	22401-KYY-901	E9	42	9
				16022-KYY-971	F3	52	8	17235-KYY-900	H16	86	8	22810-KYY-900	E8	41	4
					F5	54	8	17245-KYY-900	H16	86	9	22815-166-000	E8	41	5
				16028-KYY-901	F3	52	9	17250-KYY-970	H15	85	7	22821-KYY-900	E8	41	6
					F5	54	9	17253-KYY-900	H16	86	10	22847-KCC-900	E9	42	10
				16037-KPH-901	F3	52	10	17253-KYY-970	H15	85	8	22870-KYY-761	G7	61	2
					F5	54	10	17255-329-000	H15	85	9	22870-KYY-901	G7	61	2
				16048-KTT-901	F3	52	11		H16	86	11	22870-KYY-971	G7	61	2
				16071-KPN-J01	F3	52	12	17368-KYY-900	H15	85	10	30000			
				16075-GHB-640	F3	52	13		H16	86	12	30410-KYY-970	J1	103	1
					F5	54	11	17508-KYY-900	H10	80	7	30500-KYY-901	J1	103	2
					F5	54	12	17509-KVX-600	H10	80	8	30700-KYY-901	J1	103	3
					F3	52	13	17520-KYY-600ZC	H10	80	9	31000			
					F5	54	11	17520-KYY-600ZD	H10	80	9	31110-KYY-972	E11	44	1
					F3	52	14	17520-KYY-600ZE	H10	80	9	31120-KYY-971	E11	44	2
					F5	54	12	17520-KYY-600ZK	H10	80	9	31500-KYY-631	I16	102	2
					F3	52	15	17520-KYY-860ZC	H10	80	9	31500-KYY-971	I16	102	2
					F5	54	15					31502-KYY-970	I16	102	3
					F3	52	12	17508-KYY-900	H10	80	7	31600-KYY-971	J1	103	4
					F5	54	12	17509-KVX-600	H10	80	8	31916-KPH-901	E2	35	14
					F3	52	13	17520-KYY-600ZC	H10	80	9	31917-KPH-901	E2	35	14
					F5	54	11	17520-KYY-600ZD	H10	80	9				
					F3	52	14	17520-KYY-600ZE	H10	80	9				
					F5	54	12	17520-KYY-600ZK	H10	80	9				
					F3	52	15	17520-KYY-860ZC	H10	80	9				
					F5	54	15								

4

# PART NO. INDEX

K 2

Part Number	Address	Page	Ref.	Part Number	Address	Page	Ref.	Part Number	Address	Page	Ref.	Part Number	Address	Page	Ref.				
<b>32000</b>				<b>G14 68 3</b>				<b>40000</b>				<b>43000</b>							
32100-KYY-610	J1	103	5	<b>34000</b>				40510-KYY-900	I9	95	1	43100-KYY-900ZA	H5	75	3	45145-KRF-B40	H1	71	8
32100-KYY-630	J1	103	5	34901-388-611	G1	55	8	40510-KYY-970ZB	I7	93	1	43100-KYY-900ZB	H5	75	3	45158-KYY-760	G12	66	2
32100-KYY-780	J1	103	5	34901-KVJ-911	G3	57	6	40520-KYY-970ZB	I7	93	2	43141-KRV-900	H5	75	4	45410-KVX-600	H1	71	9
32100-KYY-840	J1	103	5	34906-447-711	I14	100	5	40530-KYY-901	I7	93	3	43145-KRF-B40	H5	75	5	45435-121-010	H1	71	10
32100-KYY-970	J1	103	5		I15	101	6		I9	95	2	43151-KCW-870	H1	71	2	45450-KYY-900	G7	61	8
32100-KYY-980	J1	103	5		I13	99	9	40531-KYY-901	I7	93	4		H5	75	6	45450-KYY-970	G7	61	8
32106-KYY-970	J1	103	6	34907-KVX-600	I13	99	9		I9	95	3	43410-KYY-900	H5	75	7	45451-473-000	G13	67	4
32126-KYY-901	J1	103	7	34908-KYA-601	G4	58	1	40543-KYY-901	I7	93	5	43431-KYY-760	I7	93	8		G14	68	4
32127-KYY-901	J1	103	8	34909-GGC-900	G6	60	1		I9	95	4	43431-KYY-900	I7	93	8	45517-KCS-W60	G7	61	9
32160-KYY-760	F3	52	21	34910-GFM-901	G4	58	2	40545-001-000	I7	93	6		I9	95	6	<b>46000</b>			
32160-KYY-900	F3	52	21		G6	60	2	40546-KYY-900	I7	93	7	43434-ME1-670	H5	75	8	46500-KYY-900	I4	90	12
32161-404-000	G7	61	3	<b>35000</b>					I9	95	5	43451-KYY-900	I4	90	11	46510-KSP-900	I4	90	13
<b>33000</b>				<b>35010-KYY-970</b>				<b>41000</b>				<b>44000</b>				<b>50000</b>			
33100-KTJ-941	G1	55	1	35010-KYY-980	G10	64	1	41200-KVX-600	H6	76	2	44301-KYY-900	H2	72	2	50100-KYY-860	J3	105	1
33101-KTJ-941	G1	55	2	35100-KYY-971	G10	64	2		H8	78	2		H4	74	1	50100-KYY-970	J2	104	1
33108-KTJ-941	G1	55	3	35100-KYY-980	G10	64	2	41201-KYY-970	H6	76	3	44311-KYY-900	H2	72	3	50100-KYY-980	J3	105	1
33117-KYY-901	G3	57	1	35106-KVX-600	G10	64	5		H8	78	3		H4	74	2	50301-KCS-W60	G11	65	2
33120-KTJ-941	G1	55	4	35121-KTT-890	G10	64	6	<b>42000</b>				44620-400-000	H2	72	4		G12	66	3
33120-KYY-901	G3	57	2	35200-KYY-630	G7	61	6						H4	74	3	50315-H06-000	J2	104	2
33122-KVX-601	G3	57	3	35200-KYY-840	G7	61	6	42301-KYY-900	H6	76	4	44620-KRS-830	H2	72	4		J3	105	2
33130-KTJ-941	G1	55	5	35200-KYY-970	G7	61	4		H8	78	4		H4	74	3	50315-KYY-900	J2	104	3
33130-KYY-901	G3	57	4	35200-KYY-980	G7	61	5	42303-KYY-900	H6	76	5	44635-KYY-900ZA	H2	72	5		J3	105	3
33150-KTJ-941	G1	55	6	35340-KWK-901	G7	61	7		H8	78	5	44650-KYY-900ZB	H2	72	6	50325-KYY-970	I16	102	4
33301-KVJ-911	G3	57	5	35350-KYY-971	I4	90	8	42311-KYY-900	H6	76	6	44650-KYY-910ZA	H4	74	4	50326-KYY-970	I16	102	5
33301-SA0-741	G1	55	7	35357-KYY-900	I4	90	9		H8	78	6	44701-KVX-700	H2	72	7	50351-KYY-920	J2	104	4
33400-KYY-901	I13	99	1	35358-KYY-900	I4	90	10	42313-KYY-900	H5	75	2	44711-KYA-600	H2	72	8		J3	105	4
33400-KYY-970	I13	99	1	35750-KYY-901	E13	46	4	42615-KYY-900	H6	76	7		H4	74	5	50400-KYY-900	H12	82	1
33402-KTJ-870	I13	99	2	35753-KWS-900	F1	50	11	42620-KYY-900	H8	78	7	44711-KYY-761	H2	72	8	50500-KYY-970	I6	92	1
33409-KVX-600	I13	99	3	35755-KYY-900	E13	46	5		H8	78	7		H4	74	5	50505-KPN-A00	I6	92	2
33410-KTJ-870	I13	99	4	<b>37000</b>					H6	76	8	44711-KYY-971	H2	72	8	50526-KYY-970	I6	92	3
33450-KYY-901	I13	99	5						H8	78	8		H4	74	5	50530-KYY-900	I6	92	4
33450-KYY-970	I13	99	5	37111-KVX-600	G4	58	3	42635-KYY-900ZA	H6	76	9	44712-KVX-600	H2	72	9	50531-KVX-600	I6	92	5
33600-KYY-901	I13	99	6	37200-KYY-970	G4	58	4	42650-KYY-900ZB	H6	76	10		H4	74	5	50610-KYY-970	I5	91	1
33600-KYY-970	I13	99	6	37200-KYY-980	G6	60	3	42650-KYY-910ZA	H8	78	9		H3	73	9	50661-KYY-900	I5	91	2
33650-KAF-000	I13	99	7	37200-KYY-980	G6	60	3	42650-KYY-910ZB	H8	78	9		H4	74	6	50710-405-000	I5	91	3
33650-KYY-901	I13	99	8	37210-KYY-970	G4	58	5	42701-KWK-920	H6	76	11	44712-KYY-761	H3	73	9	50710-KVX-A00	J2	104	5
33650-KYY-970	I13	99	8	37215-KPN-J00	G4	58	6	42711-KWK-900	H6	76	12		H4	74	6		J3	105	5
33701-KYY-901	I15	101	1	37215-KR1-760	G4	58	7		H8	78	10	44712-KYY-971	H2	72	9	50712-405-000	I5	91	4
33701-KYY-970	I14	100	1		G6	60	4	42711-KYA-600	H6	76	12		H3	73	9	50715-KSW-B00	I5	91	5
33702-KCS-W70	I14	100	2	37220-KYY-970	G4	58	8		H8	78	10		H4	74	6	50715-KYY-970	I5	91	6
33703-KYY-901	I15	101	2	37220-KYY-980	G6	60	5	42711-KYY-761	H6	76	12	44713-KVX-600	H2	72	1		I5	91	7
33703-KYY-970	I14	100	3	37223-KYY-970	G4	58	9		H8	78	10		H7	77	14	<b>51000</b>			
33704-KTJ-C01	I15	101	3	37224-KYY-970	G4	58	10	42712-KWK-900	H6	76	13	44806-KST-900	H1	71	3				
33705-KW7-900	I15	101	4	37224-KYY-980	G6	60	6		H8	78	11	44808-107-720	H1	71	4	51400-KYY-781	G15	69	22
33705-KYY-970	I14	100	4	37230-KYY-901	G6	60	7	42712-KYA-600	H6	76	13	44830-KYY-761	G4	58	11	51400-KYY-971	G15	69	1
33709-KTJ-C20	I15	101	5	37230-KYY-980	G6	60	8		H7	77	13	44830-KYY-901	G4	58	11	51401-KYY-901	G15	69	2
33741-HB9-641	I12	98	1	37240-KYY-980	G6	60	9		H8	78	11		G6	60	10	51410-KYY-902	G15	69	3
33741-KYY-841	I12	98	1	<b>38000</b>				42712-KYY-761	H7	77	13	<b>45000</b>				51412-GGC-901	G15	69	4
33741-KYY-901	G13	67	1						H9	79	11	45010-KYY-900ZA	H1	71	5	51413-KPN-A00	G15	69	5
	G14	68	1	38110-KYY-901	J1	103	9	42713-KWK-920	H2	72	1	45010-KYY-900ZB	H1	71	5	51414-GFM-J11	G15	69	6
	I12	98	1	38301-KVX-601	J1	103	10		H7	77	14					51420-KYY-781	G15	69	7
33742-KVR-G01	I12	98	2	38306-KYY-970	J1	103	11	42713-KYY-761	H2	72	1	45134-250-000	H1	71	6	51420-KYY-971	G15	69	7
33742-KYY-970	G13	67	2						H7	77	14		H5	75	9	51432-KRF-H71	G15	69	8
	G14	68	2									45141-KVX-600	H1	71	7	51437-KRF-H71	G15	69	9
33743-KYY-970	G13	67	3																

4



# PART NO. INDEX

K 4

Part Number	Address	Page	Ref.	Part Number	Address	Page	Ref.	Part Number	Address	Page	Ref.	Part Number	Address	Page	Ref.	Part Number	Address	Page	Ref.
90119-KTT-900	I9	95	10					91312-107-000	E13	46	11	94000				95701-06008-00	I8	94	20
90123-KRM-860	G15	69	15	90475-KWB-600	E6	39	18	91313-KVR-C00	E2	35	21					95701-06012-07	J1	103	13
90123-KYY-901	G15	69	16	90501-KYY-970	G13	67	10	91351-KRF-H71	G15	69	21	94001-06000-0s	I8	94	15	95701-06014-00	E12	45	17
90132-KB5-920	J2	104	8	90502-KVX-600	I10	96	5	91352-671-003	G5	59	14		I9	95	14	95701-06014-08	J1	103	14
	J3	105	8	90502-KYY-900	J4	106	7		G6	60	12	94001-06080-0s	G5	59	18	95701-06016-00	E13	46	13
90201-GCC-000	E2	35	18	90503-011-000	G10	64	13	91352-671-004	G5	59	14	94001-08080-0s	H5	75	15	95701-06016-08	I12	98	11
90202-KRM-840	E9	42	12	90505-425-000	H5	75	12		G6	60	12		I8	94	16		I16	102	10
	E12	45	11	90505-KRM-860	I4	90	14	91352-KSP-900	H7	77	18		I9	95	15		J1	103	15
90206-001-000	E4	37	14	90521-028-000	I6	92	8		H9	79	15	94001-10000-0s	G8	62	29	95701-06020-08	I4	90	20
90301-473-003	G13	67	9	90521-KSP-900	G15	69	17	91406-KVX-600	H15	85	14	94050-06000	G8	62	30	95701-06022-00	E2	35	23
	G14	68	12	90525-KYY-970	G5	59	13		H16	86	15	94050-06080	H1	71	13	95701-06022-07	G8	62	31
	I12	98	7	90544-KFO-000	E6	39	19	91510-KYA-600	H12	82	10		I14	100	12	95701-06022-08	J4	106	10
90301-GFM-890	I12	98	8	90544-KRF-H71	G15	69	18		J4	106	9	94050-08000	I1	87	11	95701-06025-00	E6	39	20
90301-KEJ-900	G13	67	9	90559-KYY-900	H5	75	13	92000				94050-10000	I2	88	11		I15	101	12
	G14	68	12		H7	77	16						I13	99	13	95701-06025-08	I14	100	13
	I12	98	7		H9	79	13	92101-06010-0A	E15	48	24		J2	104	9	95701-06030-00	E3	36	24
90301-KVX-600	I10	96	4	90601-KYY-900	E15	48	18	92101-08028-0A	H11	81	8	94050-12000	J3	105	9	95701-06032-00	H1	71	16
90301-KYY-900	G8	62	25	90602-KYY-900	E15	48	19		H12	82	11	94101-05800	E11	44	4	95701-06035-08	H5	75	17
90301-MG8-000	I12	98	8	90605-KYY-900	F2	51	10	92800-12000	H12	82	11	94101-06000	I4	90	15	95701-08016-08	H11	81	9
90302-KRS-830	I7	93	12	90651-KRF-H71	G15	69	19	92811-10000	E13	46	12	94101-08800	I5	91	8		H13	83	14
	I9	95	11	90652-KRF-S00	H10	80	13	92812-10000	H5	75	14		I8	94	17	95701-08018-08	I5	91	11
90302-KYA-601	H5	75	10	90677-GFM-970	I12	98	9	92812-20000	I8	94	14		I9	95	16	95701-08022-08	G2	56	17
90302-KYY-900	G8	62	29		J4	106	8		I8	94	14	94102-12000	I10	96	6	95701-08035-07	G11	65	10
90304-159-000	G10	64	12	90701-KVR-C00	E2	35	20	92915-10025-0E	I9	95	13	94103-08000	I1	87	12		G12	66	9
90304-KYA-601	H7	77	15		E7	40	3		H7	77	19	94103-10000	I2	88	12	95701-08035-08	H10	80	14
	H9	79	12	90702-KRM-840	E8	41	8		H9	79	16	94111-10800	I8	94	18		I4	90	21
90304-VMO-770	I6	92	7		E10	43	6	93000					I9	95	17	95701-08045-00	I5	91	12
90305-KSP-900	I1	87	10		E12	45	14					94201-16150	I5	91	9	95801-08045-08	I1	87	14
	I2	88	10	90703-KWS-900	E13	46	9	93404-06020-00	G14	68	13	94201-20150	H5	75	16	95801-10035-08	I10	96	7
90305-KYA-601	H5	75	11	90741-003-010	E14	47	8	93500-03020-0G	G16	70	26		I4	90	16	95801-10055-08	I3	89	14
90306-KYA-601	H1	71	11	90741-KGH-900	E14	47	9	93500-04012-1G	I13	99	12		I8	94	19	95801-10065-08	J2	104	10
	I8	94	13	91000				93500-05020-0G	G8	62	27	94201-30250	I6	92	9	95801-10075-08	J3	105	10
	I9	95	12					93500-05025-0A	G8	62	28	94301-08100	E1	34	4	95801-10085-08	J2	104	11
90307-GFM-970	G3	57	9	91001-KWS-901	E14	47	10	93500-05025-0G	H15	85	15	94510-14000	F1	50	16		J3	105	11
90311-KSH-900	H15	85	13	91001-KYY-901	E14	47	10	93891-04012-00	H16	86	16	94510-18000	F2	51	11	95801-10095-08	J2	104	12
	H16	86	14	91004-KYY-901	E15	48	20	93892-04010-18	G5	59	15	94540-06018	E12	45	16		J3	105	12
	I16	102	8	91005-KYY-901	E15	48	21	93892-04018-08	F4	53	22								
90321-KTJ-900	G8	62	26	91006-KYY-901	E15	48	22		F4	53	23	95000				96000			
90401-GFM-900	E2	35	19	91203-KSP-911	E13	46	10	93892-05012-18	F5	54	19								
90401-KTJ-900	I15	101	10	91203-KYY-901	E13	46	10		F4	53	24	95002-02070	E2	35	22	96001-06012-07	G11	65	11
90401-KYY-900	E6	39	15	91204-KSP-911	E8	41	9	93892-05016-07	F5	54	20	95002-02089	F4	53	25		G12	66	10
90403-KPH-900	E9	42	13	91204-KWB-601	E15	48	23	93901-22320	G2	56	16		F5	54	21	96001-06014-00	E1	34	5
90404-KYY-900	E6	39	16	91204-KYY-901	E15	48	23		G5	59	16	95002-02130	H15	85	16		E6	39	21
90407-259-000	E13	46	7	91205-KYY-901	E8	41	9	93901-24710	G6	60	13		H16	86	19		E13	46	14
90412-187-000	E15	48	15	91251-GK4-003	H1	71	12	93901-34120	I14	100	11	95002-02659	F4	53	26	96001-06016-00	E11	44	5
90412-KPH-900	E15	48	14	91251-GK4-005	H1	71	12	93901-44580	E12	45	15		F5	54	22	96001-06022-00	E11	44	6
90417-KRM-840	F1	50	14	91251-KYY-900	H3	73	10	93903-24320	I15	101	11	95005-35400-50	F4	53	27	96001-06025-00	E1	34	6
90432-KPT-A00	E9	42	14		H4	74	7		G5	59	17		F5	54	23		E3	36	25
	E12	45	12	91254-KRF-H71	G15	69	20	93903-25380	G6	60	14	95011-61000	I1	87	13	96001-06028-00	G13	67	11
90439-GFM-970	E11	44	3	91256-KK3-840	G5	59	14		H16	86	17		I2	88	13	96001-06030-00	E10	43	9
90441-KRM-840	E13	46	8	91257-230-003	H7	77	17	93903-25580	I16	102	9	95011-64000	H13	83	13	96001-06035-00	E8	41	12
90451-KGH-900	F2	51	8		H9	79	14		H16	86	18	95014-21201	G10	64	16		E10	43	10
90454-KPH-900	F2	51	9	91257-230-005	H7	77	17	93903-34320	H13	83	12	95014-73100	I4	90	17		E12	45	18
90455-KWS-900	E12	45	13		H9	79	14		I12	98	10	95015-32001	H1	71	14		G13	67	12
90457-KRM-840	F1	50	15	91303-KRM-840	E10	43	7	93903-35320	G6	60	15		I4	90	18	96001-06040-00	E13	46	15
90461-035-000	E15	48	16	91303-KYY-900	E8	41	10					95015-42000	H1	71	15	96001-06060-00	E10	43	11
90461-459-010	E15	48	17	91305-KYY-900	E10	43	8						I4	90	19		E13	46	16
90463-KRM-840	E1	34	3	91307-035-000	E8	41	11					95015-81000	I5	91	10	96001-06110-00	E3	36	26
	E6	39	17																

4

# PART NO. INDEX

**K 5**

Part Number	Address	Page	Ref.	Part Number	Address	Page	Ref.	Part Number	Address	Page	Ref.	Part Number	Address	Page	Ref.
96100-62000-00	E9	42	15												
96140-63010-10	H3	73	11												
	H4	74	8												
96140-63020-10	H7	77	20												
	H9	79	17												
96150-60040-10	H7	77	21												
	H9	79	18												
96211-08000	I4	90	22												
96220-30085	F1	50	17												
96220-30158	E12	45	19												
97000															
97284-52164-RO	H7	77	22												
97334-41163-PO	H3	73	12												
97600-41162-PO	H3	73	13												
97605-52163-RO	H7	77	23												
98000															
98200-11500	J1	103	16												
98200-12000	J1	103	17												
98200-21500	J1	103	16												
			18												
98200-22000	J1	103	17												
			19												
99000															
99001-10120	J5	107	4												
99001-10140	J5	107	5												
99001-12170	J5	107	6												
99001-14170	J5	107	7												
99003-10000	J5	107	8												
99003-30000	J5	107	9												
99006-12000	J5	107	10												
99006-19000	J5	107	11												
99006-22000	J5	107	12												
99008-01600	J5	107	13												
99101-KST-1000	F5	54	24												
99101-KTT-0980	F4	53	28												
99102-GBE-1020	F4	53	28												
99103-GW3-0380	F4	53	29												
99103-KTT-0380	F5	54	25												

**4**

# PART NAME INDEX

Part name	Address	Page	Ref.	Part name	Address	Page	Ref.	Part name	Address	Page	Ref.
[ A ]				BOLT, BODY COVER SETTING .....	I2	88	9	BOLT, FLANGE, 6X60 .....	E10	43	11
ADJUSTER COMP., CHAIN .....	I7	93	5	BOLT, CYLINDER STUD .....	E13	46	6		E13	46	16
	I9	95	4	BOLT, DRAIN PLUG, 12MM .....	E13	46	12	BOLT, FLANGE, 6X8 .....	I8	94	20
ARM ASSY., KICK STARTER .....	I4	90	5	BOLT, FLANGE, 10X110 .....	J2	104	6	BOLT, FLANGE, 8X16 .....	H11	81	9
ARM COMP., CAM CHAIN TENSIONER	E6	39	3		J3	105	6		H13	83	14
ARM COMP., IN. VALVE ROCKER ..	E4	37	3	BOLT, FLANGE, 10X130 .....	J2	104	8	BOLT, FLANGE, 8X18 .....	I5	91	11
ARM COMP., RR. BRAKE STOPPER ..	I7	93	8		J3	105	8	BOLT, FLANGE, 8X19 .....	G10	64	10
	I9	95	6	BOLT, FLANGE, 10X35 .....	I10	96	7	BOLT, FLANGE, 8X22 .....	G2	56	17
ARM, FR. BRAKE .....	H1	71	9	BOLT, FLANGE, 10X55 .....	I3	89	14	BOLT, FLANGE, 8X35 .....	G11	65	10
ARM, RR. BRAKE .....	H5	75	7	BOLT, FLANGE, 10X65 .....	J2	104	10		G12	66	9
AXLE, FR. WHEEL .....	H2	72	2		J3	105	10		H10	80	14
AXLE, RR. WHEEL .....	H4	74	1	BOLT, FLANGE, 10X75 .....	J3	105	10		I4	90	21
	H6	76	4	BOLT, FLANGE, 10X85 .....	J2	104	11	BOLT, FLANGE, 8X45 .....	I1	87	14
	H8	78	4		J3	105	11		I5	91	12
				BOLT, FLANGE, 10X95 .....	J2	104	12	BOLT, FR. FORK .....	G15	69	15
					J3	105	12				16
[ B ]				BOLT, FLANGE, 5X14 .....	E4	37	12	BOLT, HANDLE LEVER PIVOT .....	G8	62	24
BAG, OWNERS MANUAL .....	J5	107	1	BOLT, FLANGE, 6MM .....	H15	85	12		G9	63	38
BAG, TOOL, 160MM .....	J5	107	13		H16	86	13	BOLT, HELMET HOLDER SETTING .....	J2	104	7
BALL ASSY., STEEL, #6X21 .....	G11	65	1		I9	95	10		J3	105	7
	G12	66	1		I11	97	2	BOLT, HEX., 6X10 .....	E15	48	24
BALL, STEEL, #8 .....	I4	90	22	BOLT, FLANGE, 6X110 .....	E3	36	26	BOLT, HEX., 6X20 .....	F1	50	12
BAND A, AIR CLEANER CONNECTING				BOLT, FLANGE, 6X12 .....	G11	65	11	BOLT, HEX., 8X28 .....	H11	81	8
TUBE	H15	85	9		G12	66	10		H12	82	11
	H16	86	11		G14	68	10	BOLT, SEALING, 14MM .....	E6	39	13
BAND B1, WIRE .....	G7	61	3		J1	103	13	BOLT, SOCKET, 8X30 .....	G15	69	14
BAND, BATTERY .....	I16	102	5	BOLT, FLANGE, 6X14 .....	E1	34	5	BOLT, SPECIAL FLANGE, 6X25 .....	E9	42	11
BAND, FR. FORK BOOT .....	G16	70	25		E6	39	21	BOLT, SPECIAL, 6X21 .....	E2	35	15
BAND, INSULATOR .....	E2	35	7		E12	45	17	BOLT, STUD, 10X25 .....	H7	77	19
BAND, WIRE HARNESS .....	E2	35	17		E13	46	14		H9	79	16
BAR COMP., SIDE STAND .....	I6	92	4		J1	103	14	BOLT, STUD, 8X22 .....	E2	35	16
BAR COMP., STEP .....	I5	91	1	BOLT, FLANGE, 6X16 .....	E11	44	5	BOLT, SWINGARM PIVOT .....	I7	93	9
BAR, PILLION STEP .....	I5	91	5		E13	46	13		I9	95	7
BASE COMP., TAILLIGHT .....	I14	100	3		E12	45	11	BOLT, WASHER, 8X22 .....	E6	39	14
	I15	101	2		I12	98	11	BOLT, WIRE ADJUSTING .....	G8	62	20
	I16	102	2		I16	102	10	BOOT, FR. FORK .....	G16	70	24
BATTERY .....	I16	102	2		J1	103	15	BOOT, HEADLIGHT STAY LOWER .....	G2	56	15
BEARING, RADIAL BALL, 6001 .....	E15	48	21	BOLT, FLANGE, 6X20 .....	I4	90	20	BOOT, HEADLIGHT STAY UPPER .....	G1	55	14
BEARING, RADIAL BALL, 6004UU ..	H7	77	21	BOLT, FLANGE, 6X22 .....	E2	35	23	BOX, BATTERY .....	I16	102	4
	H9	79	18		E11	44	6	BRACKET, L. HANDLE LEVER .....	G8	62	17
BEARING, RADIAL BALL, 6200 .....	E9	42	15		G8	62	31	BRACKET, NUMBER PLATE .....	I14	100	7
BEARING, RADIAL BALL, 6201 .....	E15	48	20		J4	106	10	BRACKET, R. HANDLE LEVER .....	G7	61	15
BEARING, RADIAL BALL, 6203 .....	E15	48	22	BOLT, FLANGE, 6X25 .....	E1	34	6	BRIDGE, FORK TOP .....	G10	64	8
BEARING, RADIAL BALL, 6301U ..	H3	73	11		E3	36	25				9
	H4	74	8		E6	39	20	BULB .....	G1	55	7
BEARING, RADIAL BALL, 6302U ..	H7	77	20		G14	68	11	BULB, HEADLIGHT .....	G1	55	8
	H9	79	17		I14	100	13		G3	57	6
BEARING, RADIAL BALL, 63/22 ..	E14	47	10		I15	101	12	BULB, POSITION LIGHT .....	G3	57	5
BOAD COMP., L. PILLION STEP ..	I5	91	7	BOLT, FLANGE, 6X28 .....	G10	64	11	BULB, TAIL & STOP LIGHT .....	I14	100	5
BOAD COMP., R. PILLION STEP ..	I5	91	6		G13	67	11		I15	101	6
BODY COMP., FRAME .....	J2	104	1	BOLT, FLANGE, 6X30 .....	E3	36	24	BULB, WEDGE BASE .....	G4	58	1
	J3	105	1		E10	43	9				2
BOLT-WASHER, 6X20 .....	G14	68	13	BOLT, FLANGE, 6X32 .....	H1	71	16		G6	60	1
BOLT A, BRAKE STOPPER .....	H5	75	14	BOLT, FLANGE, 6X35 .....	E8	41	12				2
BOLT A, BRAKE STOPPER ARM .....	I8	94	14		E10	43	10	BULB, WINKER .....	I13	99	9
	I9	95	13		E12	45	18	BUSH, 15MM .....	E15	48	3
BOLT A, STOPPER ARM .....	I8	94	14		G13	67	12	BUSH, RUBBER UPPER .....	I10	96	2
BOLT, ADJUSTER .....	G3	57	8	BOLT, FLANGE, 6X40 .....	H5	75	17				
BOLT, BODY COVER SETTING .....	I1	87	9		E13	46	15				

# PART NAME INDEX

L 2

Part name	Address	Page	Ref.	Part name	Address	Page	Ref.	Part name	Address	Page	Ref.
[ C ]				CLIP, PISTON PIN, 12MM .....	E14	47	5	COVER, CYLINDER HEAD L. SIDE ..	E2	35	4
CABLE ASSY., FR. BRAKE .....	G7	61	8	CLIP, TUBE .....	E2	35	22	COVER, L. CRANKCASE .....	E10	43	1
CABLE ASSY., SPEEDOMETER .....	G4	58	11		F4	53	25	COVER, L. HANDLE LEVER .....	G7	61	16
	G6	60	10				26		G8	62	33
CABLE COMP., CLUTCH .....	G7	61	2		F5	54	21	COVER, MUFFLER .....	I1	87	5
CABLE COMP., FR. BRAKE .....	G7	61	8				22		I2	88	5
CABLE SET, THROTTLE .....	G7	61	1		H10	80	13	COVER, OIL FILTER .....	E12	45	10
CAMSHAFT COMP. ....	E4	37	2		H15	85	16	COVER, R. HANDLE LEVER .....	G7	61	14
CAM, FR. BRAKE .....	H1	71	7	CLIP, VALVE GUIDE .....	H16	86	19		G8	62	32
CAM, RR. BRAKE .....	H5	75	4	COCK ASSY., FUEL .....	E2	35	2	COVER, SOCKET .....	G3	57	3
CAP ASSY., NOISE SUPPRESSOR ..	J1	103	3	COIL ASSY., IGNITION .....	H10	80	2	COWL SET, RR. ....	H12	82	7
CAP COMP., FUEL FILLER .....	H10	80	11	COIL ASSY., IGNITION .....	J1	103	2	CRANKCASE COMP., L. ....	E13	46	2
CAP, 14MM .....	E10	43	4	COLLAR, 20MM .....	E15	48	13	CRANKCASE COMP., R. ....	E13	46	1
CAP, 32MM .....	E10	43	5	COLLAR, AIR CLEANER .....	I16	102	1	CRANKSHAFT COMP. ....	E14	47	1
CAP, CHAIN CASE PEEP HOLE .....	I7	93	6	COLLAR, CAM CHAIN ROLLER .....	E6	39	6	CUP SET, FUEL STRAINER .....	H10	80	4
CAP, INTAKE .....	E2	35	13	COLLAR, CAM CHAIN TENSIONER ...	E6	39	5	CUSHION ASSY., RR. ....	I10	96	1
CAP, LOCK NUT .....	G8	62	21	COLLAR, FR. AXLE DISTANCE .....	H2	72	4	CUSHION, FR. FUEL TANK .....	H10	80	10
CAP, PIPE END .....	J2	104	2		H4	74	3	CYLINDER COMP. ....	E7	40	1
			3	COLLAR, FR. FENDER .....	H4	74	3	C.D.I. UNIT .....	J1	103	1
	J3	105	2	COLLAR, FR. FENDER MOUNTING ...	I15	101	7				
			3	COLLAR, FR. LOWER FENDER MOUNT	G13	67	7	[ D ]			
			3	COLLAR, FR. UPPER FENDER MOUNT	G14	68	7	DAMPER SET, WHEEL .....	H6	76	1
CAP, SPECIAL .....	G3	57	1	COLLAR, FR. WHEEL SIDE .....	H2	72	3		H8	78	1
CAP, SWINGARM END .....	I7	93	7		H4	74	2	DISK B, CLUTCH FRICTION .....	E9	42	5
	I9	95	5	COLLAR, FR. WINKER .....	I13	99	7	DISK, CLUTCH FRICTION .....	E9	42	4
CARBURETOR ASSY. ....	F3	52	15	COLLAR, FUEL TANK MOUNT .....	H10	80	8	DOWEL PIN, 10X14 .....	E13	46	9
	F5	54	13	COLLAR, HEADLIGHT CASE .....	G1	55	10	DOWEL PIN, 8X10 .....	E1	34	4
CARRIER COMP., RR. ....	H11	81	7	COLLAR, HEADLIGHT RR. COVER ...	J4	106	4	DOWEL PIN, 8X14 .....	E8	41	8
	H13	83	15	COLLAR, HEADLIGHT SETTING .....	G1	55	12		E10	43	6
CASE ASSY. ....	G6	60	5	COLLAR, KICK SPRING .....	F2	51	5		E12	45	14
CASE COMP., METER .....	G4	58	5	COLLAR, KNUCKLE GUARD .....	G8	62	35	DOWEL PIN, SPECIAL, 8X14 .....	E2	35	20
CASE SUB ASSY., AIR CLEANER ..	H15	85	5	COLLAR, KNUCKLE GUARD MOUNT ...	G8	62	36		E7	40	3
	H16	86	5	COLLAR, L. RR. WHEEL SIDE .....	H6	76	6	DRIVER 1, PLUS SCREW .....	J5	107	8
CASE, DRIVE CHAIN .....	I9	95	1		H8	78	6	DRIVER 3, MINUS SCREW .....	J5	107	9
CASE, DRIVE CHAIN LOWER .....	I7	93	2	COLLAR, MUFFLER MOUNTING .....	I1	87	7	DRUM, GEARSHIFT .....	F1	50	4
CASE, DRIVE CHAIN UPPER .....	I7	93	1				8	DUCT, AIR CLEANER .....	H15	85	3
CASE, FUSE .....	J1	103	7		I2	88	7		H16	86	4
			8	COLLAR, NUMBER PLATE BRACKET ..	I14	100	8	DUST SEAL, 21X37X7 .....	H3	73	10
CASE, HEADLIGHT .....	G1	55	9	COLLAR, PRIMARY DRIVE GEAR .....	E14	47	6		H4	74	7
CASE, LOWER .....	G4	58	9	COLLAR, RR. AXLE DISTANCE .....	H6	76	8	DUST SEAL, BRAKE CAM .....	H1	71	6
CASE, L. BOTTOM .....	G15	69	13		H8	78	8		H5	75	9
CASE, R. BOTTOM .....	G15	69	7	COLLAR, RR. BRAKE PANEL SIDE ..	H5	75	2	DUST SEAL, STEERING HEAD .....	G11	65	5
CENTER, CLUTCH .....	E9	42	3	COLLAR, RR. FENDER .....	I12	98	6		G12	66	6
CHAIN, CAM .....	E6	39	2	COLLAR, RUBBER BUSH UPPER .....	I10	96	3	[ E ]			
CHAIN, DRIVE .....	I7	93	3	COLLAR, SEAT MOUNTING .....	H11	81	2	ELEMENT COMP., AIR CLEANER .....	H16	86	1
	I9	95	2		H12	82	3	ELEMENT, AIR CLEANER .....	H15	85	1
CHAMBER SET, FLOAT .....	F3	52	4	CONTACT, NEUTRAL SWITCH .....	E13	46	4	EMBLEM, PRODUCT .....	G4	58	12
	F5	54	4	COTTER, VALVE .....	E4	37	11		J4	106	6
CIRCLIP, 17MM .....	E15	48	18	COUNTERSHAFT .....	E15	48	2	E-RING, 6MM .....	E12	45	16
CIRCLIP, 20MM .....	E15	48	19	COVER ASSY., HEADLIGHT RR. ....	J4	106	2	[ F ]			
CIRCLIP, EXTERNAL, 14MM .....	F1	50	16	COVER COMP., CYLINDER HEAD ...	E1	34	1	FENDER A, RR. ....	I12	98	3
CIRCLIP, EXTERNAL, 18MM .....	F2	51	11	COVER COMP., L. RR. ....	E10	43	2	FENDER B, RR. ....	I12	98	4
CLAMP .....	G4	58	7	COVER COMP., R. CRANKCASE .....	E8	41	1	FENDER, FR. ....	G13	67	5
	G6	60	4	COVER SET, L. SIDE .....	H14	84	4	FENDER, FR. LOWER .....	G14	68	9
CLAMPER, FUEL HOSE .....	E2	35	11	COVER SET, R. SIDE .....	H14	84	1				
CLAMP, TUBE .....	H15	85	14	COVER SUB ASSY., AIR CLEANER ..	H16	86	9				
	H16	86	15	COVER, AIR CLEANER CASE .....	H15	85	4				
CLIP, HEADLIGHT .....	G3	57	7	COVER, COMBINATION SWITCH .....	G10	64	5				
CLIP, KICK STARTER ARM .....	I4	90	4								

5

# PART NAME INDEX

L 3

Part name	Address	Page	Ref.	Part name	Address	Page	Ref.	Part name	Address	Page	Ref.
FENDER, FR. UPPER .....	G14	68	5	GUIDE COMP., CABLE .....	G12	66	2	[ L ]			
FENDER, RR. ....	I11	97	1	GUIDE, CLUTCH OUTER .....	E9	42	2	LABEL, AIR CLEANER ELEMENT			
FILTER, CUP .....	H10	80	6	GUIDE, FR. FENDER CABLE .....	G13	67	4	NOTICE	J6	108	4
FLANGE SUB ASSY., RR. DRIVEN	H6	76	7		G14	68	4	LABEL, DRIVE CAUTION.....	J6	108	6
	H8	78	7	GUIDE, FR. FORK .....	G15	69	6	LABEL, DRIVE CHAIN.....	J6	108	3
FLAP, TIRE .....	H2	72	1					LABEL, RR. CARRIER .....	J6	108	5
	H7	77	14	[ H ]							
FLOAT SET .....	F3	52	3	HANDLE, EYE WRENCH, 12MM .....	J5	107	10	LABEL, TIRE.....	J6	108	1
	F5	54	3	HARNES, WIRE .....	J1	103	5	LENS.....	G6	60	7
FLYWHEEL COMP. ....	E11	44	1	HEADLIGHT ASSY. ....	G1	55	1	LENS COMP., TAILLIGHT.....	I15	101	3
FORK ASSY., L. FR. ....	G15	69	12	HEADLIGHT UNIT .....	G1	55	4	LENS, TAILLIGHT.....	I14	100	2
			23		G3	57	2	LENS, WINKER.....	I13	99	2
FORK ASSY., R. FR. ....	G15	69	1	HEAD COMP., CYLINDER .....	E2	35	1	LEVER COMP., CLUTCH.....	E8	41	4
			22	HEAD, CAM CHAIN TENSIONER PUSH				LEVER COMP., L. HANDLE.....	G8	62	19
FORK, L. GEARSHIFT .....	F1	50	2	ROD	E6	39	9	LEVER COMP., R. HANDLE.....	G8	62	18
FORK, R. GEARSHIFT .....	F1	50	1	HEATER ONLY .....	F3	52	12	LEVER SET, CHOKE.....	F3	52	7
FUSE .....	J1	103	16	HOLDER A2, HANDLE PIPE UPPER ..	G10	64	16		F5	54	7
FUSE A .....	J1	103	17	HOLDER ASSY., HELMET .....	J2	104	5	[ M ]			
FUSE B .....	J1	103	16		J3	105	5	MAINSHAFT.....	E15	48	1
			17	HOLDER COMP., ELEMENT GUARD ...	H15	85	7	MARK, BATTERY CAUTION.....	J6	108	2
			18	HOLDER SUB ASSY., AIR CLEANER ..	H16	86	8	MARK, HONDA.....	J8	110	1
			19	HOLDER, MASTER CYLINDER .....	G7	61	9		J9	111	5
[ G ]				HOLDER, NEEDLE JET .....	F3	52	19		J10	112	1
GASKET B, HEAD COVER .....	E12	45	1		F5	54	17	MARK, L. WING.....	J7	109	2
GASKET SET .....	F3	52	1	HORN COMP. ....	J1	103	9		J8	110	3
	F5	54	1	HOUSING, THROTTLE .....	G7	61	12		J9	111	2
GASKET, CYLINDER .....	E7	40	2	HOUSING, UNDER THROTTLE .....	G7	61	13	MARK, R. WING.....	J7	109	1
GASKET, CYLINDER HEAD .....	E2	35	3	HUB SUB ASSY., FR. ....	H2	72	5		J8	110	3
GASKET, EX. PIPE .....	I1	87	1	HUB SUB ASSY., RR. ....	H6	76	9		J9	111	2
	I2	88	1	[ I ]					J10	112	5
GASKET, FLOAT CHAMBER .....	F3	52	18	INDICATOR, FR. BRAKE .....	H1	71	8	MARK, SIDE COVER.....	J7	109	7
	F5	54	16	INDICATOR, RR. BRAKE .....	H5	75	5		J8	110	2
GASKET, HEAD COVER .....	E1	34	2	INSULATOR, CARBURETOR .....	E2	35	6		J9	111	1
GASKET, L. CRANKCASE COVER ...	E10	43	3	INSULATOR, INLET PIPE A .....	E2	35	9		J10	112	4
GASKET, L. CYLINDER HEAD SIDE				[ J ]				MARK, SIDE COVER.....	J7	109	7
COVER	E2	35	5	JET, MAIN, #100 .....	F5	54	24		J8	110	4
GASKET, OIL FILTER COVER .....	E12	45	9	JET, MAIN, #102 .....	F4	53	28		J9	111	9
GASKET, OIL PUMP .....	E12	45	3	JET, MAIN, #98 .....	F4	53	28	MIRROR COMP., L. ....	G8	62	23
GASKET, R. CRANKCASE COVER ...	E8	41	2	JET, SLOW, #38 .....	F4	53	29	MIRROR COMP., R. ....	G8	62	22
GAUGE, OIL LEVEL .....	E8	41	3		F5	54	25	MUFFLER COMP., EX. ....	I1	87	3
GEAR, COUNTERSHAFT FIRST .....	E15	48	4	JOINT B, BRAKE ARM .....	H1	71	14		I2	88	3
GEAR, COUNTERSHAFT FOURTH ...	E15	48	10		I4	90	18	[ N ]			
GEAR, COUNTERSHAFT SECOND .....	E15	48	6	JOINT, DRIVE CHAIN .....	I7	93	4	NEEDLE SET, JET.....	F3	52	2
GEAR, COUNTERSHAFT THIRD .....	E15	48	8		I9	95	3		F5	54	2
GEAR, MAINSHAFT FOURTH .....	E15	48	9	[ K ]				NUT B, BRAKE ROD ADJUSTING .....	H1	71	15
GEAR, MAINSHAFT SECOND .....	E15	48	5	KEY SET .....	G10	64	1		I4	90	19
GEAR, MAINSHAFT THIRD .....	E15	48	7	KEY, BLANK .....	G10	64	6	NUT, CLIP, 5MM.....	I12	98	9
GEAR, OIL PUMP DRIVEN .....	E12	45	4	KEY, WOODRUFF, 4MM .....	E14	47	8		J4	106	8
GEAR, PRIMARY DRIVE .....	E14	47	7					NUT, CLIP, 6MM.....	H15	85	13
GEAR, SPEEDOMETER .....	H1	71	3						H16	86	14
GRIP COMP., THROTTLE .....	G7	61	10						I16	102	8
GRIP, L. HANDLE .....	G7	61	11					NUT, EXHAUST PIPE, 8MM.....	I1	87	10
GROMMET, SIDE COVER .....	H14	84	2						I2	88	10
			3								
			8								
GUARD, L. KNUCKLE .....	I15	101	8								
GUARD, R. KNUCKLE .....	G8	62	34								
	G9	63	37								

# PART NAME INDEX

L 4

Part name	Address	Page	Ref.	Part name	Address	Page	Ref.	Part name	Address	Page	Ref.
NUT, FIXING .....	G8	62	26	O-RING, 18X3 .....	E8	41	11	PLATE, STAY .....	F3	52	16
NUT, FLANGE CAP, 10MM .....	I10	96	4	O-RING, 1.3X4.3 .....	F3	52	13		F5	54	14
NUT, FLANGE, 10MM .....	H7	77	15		F5	54	11	PLATE, WIRE HARNESS GUIDE .....	G11	65	6
	H9	79	12	O-RING, 22X2.8 .....	G15	69	21	PLUG, BLIND .....	J4	106	3
	I2	88	11	O-RING, 27X2.0 .....	E2	35	21	PLUG, SPARK .....	E2	35	14
	I13	99	13	O-RING, 31.7X2.4 .....	E10	43	8	PUSH ROD COMP., TENSIONER .....	E6	39	8
	J2	104	9	O-RING, 51X2 .....	H7	77	18				
	J3	105	9		H9	79	15	[ R ]			
NUT, FLANGE, 12MM .....	E11	44	4	O-RING, 7X1.7 .....	E13	46	11	RACE, STEERING BALL .....	G11	65	2
	H1	71	11	O-RING, 8.5X1.5 .....	G5	59	14		G12	66	3
	I8	94	13		G6	60	12	RACE, STEERING BOTTOM CONE .....	G11	65	4
	I9	95	12	O-RING, 8.8X1.9 .....	E8	41	10		G12	66	5
NUT, FLANGE, 14MM .....	H5	75	11	OUTER COMP., CLUTCH .....	E9	42	1	RACE, STEERING TOP CONE .....	G11	65	3
NUT, FLANGE, 5MM .....	I12	98	8						G12	66	4
NUT, FLANGE, 6MM .....	G8	62	30	[ P ]				RATCHET, STARTER DRIVE .....	F2	51	2
	H1	71	13	PACKING, DRAIN COCK, 12.5X20 ..	E13	46	7	RECEIVER, CLUTCH CABLE .....	E8	41	6
	H5	75	10	PANEL COMP., RR. BRAKE .....	H5	75	3	RECTIFIER ASSY., REGULATE .....	J1	103	4
	I14	100	12	PANEL SUB COMP., FR. BRAKE .....	H1	71	5	REFLECTOR, REFLEX .....	G13	67	1
NUT, FLANGE, 8MM .....	I1	87	11	PEDAL COMP., BRAKE .....	I4	90	12		G14	68	1
NUT, HEX., 10MM .....	G8	62	25	PEDAL, GEAR CHANGE .....	I4	90	1		I12	98	1
			29				2	REFLECTOR, RR. REFLEX .....	I12	98	1
NUT, HEX., 6MM .....	G5	59	18	PIECE, OIL LOCK .....	G15	69	8	REFLECTOR, SIDE REFLEX .....	I12	98	1
	I8	94	15	PINION, KICK STARTER .....	F2	51	1	RELAY COMP., WINKER .....	J1	103	10
	I9	95	14	PIN A, PILLION STEP .....	I5	91	10	RETAINER, KICK SPINDLE .....	F2	51	4
NUT, HEX., 7MM .....	E2	35	18	PIN, GUIDE ROLLER .....	E6	39	11	RETAINER, VALVE SPRING .....	E4	37	9
NUT, HEX., 8MM .....	H5	75	15	PIN, PISTON .....	E14	47	4	RIM COMP., HEADLIGHT .....	G1	55	2
	I8	94	16	PIN, SHIFT RETURN SPRING .....	F1	50	10	RIM, FR. WHEEL .....	H2	72	7
	I9	95	15	PIN, SPLIT, 1.6X15 .....	I5	91	9	RIM, RR. WHEEL .....	H6	76	11
NUT, R. HEADLIGHT CASE .....	G1	55	11	PIN, SPLIT, 2.0X15 .....	H5	75	16	RING SET, PISTON .....	E14	47	2
NUT, SPECIAL FLANGE, 14MM .....	E9	42	12		I4	90	16	RING, OIL SEAL STOPPER .....	G15	69	19
	E12	45	11		I8	94	19	RING, PISTON .....	G15	69	9
NUT, SPECIAL, 5MM .....	I12	98	8		I9	95	18	ROD COMP., RR. BRAKE .....	I4	90	11
NUT, SPECIAL, 6MM .....	G13	67	9	PIN, SPLIT, 3.0X25 .....	I6	92	9	ROD, CLUTCH LIFTER .....	E9	42	10
	G14	68	12	PIPE B, INLET .....	E2	35	10	ROD, STOP SWITCH .....	I4	90	10
	I7	93	12	PIPE COMP A, INLET .....	E2	35	8	ROLLER COMP., CAM CHAIN GUIDE ..	E6	39	10
	I9	95	11	PIPE COMP., FR. FORK .....	G15	69	3				
	I12	98	7	PIPE COMP., RR. GRIP .....	H12	82	1	ROLLER, 3X15.8 .....	E12	45	19
NUT, STEERING STEM .....	G10	64	12	PIPE, SEAT .....	G15	69	10	ROLLER, 3X8.5 .....	F1	50	17
NUT, TAPPET ADJUSTING .....	E4	37	14	PIPE, STEERING HANDLE .....	G10	64	7	ROLLER, CAM CHAIN TENSIONER ..	E6	39	4
NUT, U, 10MM .....	I6	92	7					ROTOR, NEUTRAL SWITCH .....	F1	50	11
NUT, U, 6MM .....	G13	67	9	PISTON .....	E14	47	3	ROTOR, OIL FILTER .....	E12	45	8
	G14	68	12	PIVOT, SHIFT DRUM STOPPER ARM ..	F1	50	13	ROTOR, OIL PUMP INNER .....	E12	45	5
	I12	98	7	PLATE ASSY., REFLECTING .....	G6	60	9	ROTOR, OIL PUMP OUTER .....	E12	45	6
[ O ]				PLATE COMP., GEARSHIFT DRUM STOPPER	F1	50	5	RUBBER A, SEAT SETTING .....	H11	81	3
OIL PUMP ASSY. ....	E12	45	2	PLATE SET, VALVE .....	F3	52	10		H12	82	4
OIL SEAL, 14X22X5 .....	E13	46	10		F5	54	10	RUBBER A, STAND STOPPER .....	I1	87	13
OIL SEAL, 16X28X7 .....	E8	41	9	PLATE, BEARING HOLDER .....	E13	46	8		I2	88	13
OIL SEAL, 17X29X5 .....	E15	48	23	PLATE, CLUTCH .....	E9	42	6	RUBBER A, TAILLIGHT MOUNTING ..	I15	101	4
OIL SEAL, 28X42X7 .....	H7	77	17	PLATE, CLUTCH LIFTER .....	E9	42	8	RUBBER B, SEAT SETTING .....	H11	81	5
	H9	79	14	PLATE, CLUTCH PRESSURE .....	E9	42	7		H12	82	6
OIL SEAL, 47X60X7 .....	H1	71	12	PLATE, CONTACT FIXING .....	E13	46	5	RUBBER D, STAND STOPPER .....	H13	83	13
O-RING .....	F3	52	14	PLATE, FIXING .....	E15	48	12	RUBBER, BATTERY BOX .....	I16	102	6
	F5	54	12	PLATE, FR. ENGINE HANGER .....	J2	104	4	RUBBER, FR. FENDER MOUNTING ..	G13	67	8
	H10	80	1		J3	105	4		I14	100	6
			5	PLATE, FR. WINKER .....	I13	99	10	RUBBER, GEAR CHANGE PEDAL .....	I4	90	3
O-RING, 10X1.5 .....	G5	59	14	PLATE, OIL STOPPER .....	E13	46	3	RUBBER, KICK STARTER .....	I4	90	6
O-RING, 13.8X2.5 .....	E10	43	7	PLATE, RR. WINKER .....	I13	99	11	RUBBER, LOWER COWL MOUNTING ..	J4	106	5





# PART NAME INDEX

L 6

Part name	Address	Page	Ref.	Part name	Address	Page	Ref.	Part name	Address	Page	Ref.
THREAD COMP., STEERING HEAD				WASHER, FR. FENDER .....	G13	67	10				
TOP	G11	65	9	WASHER, HEADLIGHT RR. COVER ---	J4	106	7				
	G12	66	8	WASHER, LOCK, 6MM .....	G3	57	9				
TIRE, FR. ....	H2	72	8	WASHER, OIL SEAL .....	G15	69	4				
	H4	74	5	WASHER, PILLION STEP .....	I5	91	4				
TIRE, RR. ....	H6	76	12	WASHER, PLAIN, 10MM .....	I2	88	12				
	H8	78	10		I10	96	5				
TOP SET .....	F3	52	6	WASHER, PLAIN, 12MM .....	I10	96	6				
	F5	54	6	WASHER, PLAIN, 5MM .....	I4	90	15				
TUBE ASSY., INTAKE .....	E2	35	12	WASHER, PLAIN, 6MM .....	G5	59	13				
TUBE, 3.5X400 .....	F4	53	27		I5	91	8				
	F5	54	23	WASHER, PLAIN, 6.5X15 .....	E6	39	15				
TUBE, AIR CLEANER CONNECTING -	H15	85	8	WASHER, PLAIN, 8MM .....	I1	87	12				
	H16	86	10		I8	94	17				
TUBE, AIR CLEANER DRAIN .....	H16	86	7		I9	95	16				
TUBE, AIR VENT .....	F3	52	20	WASHER, RR. AXLE .....	H5	75	13				
	F5	54	18		H7	77	16				
TUBE, BATTERY BREATHER .....	I16	102	3		H9	79	13				
TUBE, BREATHER .....	H15	85	10	WASHER, SEALING, 14MM .....	E6	39	19				
	H16	86	12	WASHER, SEALING, 6.2X12X1.2 ---	E1	34	3				
TUBE, FUEL .....	H10	80	12		E6	39	17				
TUBE, TIRE .....	H2	72	9		E8	41	7				
	H3	73	9	WASHER, SPECIAL, 12X23 .....	E15	48	14				
	H4	74	6	WASHER, SPECIAL, 14MM .....	F2	51	8				
	H6	76	13	WASHER, SPECIAL, 8MM .....	G15	69	18				
	H7	77	13	WASHER, SPEEDOMETER GEAR .....	H1	71	4				
	H8	78	11	WASHER, SPLINE, 17MM .....	E15	48	16				
	H9	79	11	WASHER, SPLINE, 20MM .....	E15	48	17				
TUBE, VINYL, 11X15X40 .....	H15	85	6	WASHER, SPRING, 10MM .....	I8	94	18				
	H16	86	6		I9	95	17				
[ V ]				WASHER, STEERING STEM .....	G10	64	13				
VALVE COMP., FLOAT .....	F3	52	17	WASHER, THRUST, 15MM .....	E15	48	15				
	F5	54	15	WASHER, THRUST, 17MM .....	E9	42	13				
VALVE SET, AIR CUT .....	F3	52	11	WHEEL SUB ASSY., FR. ....	H2	72	6				
VALVE SET, THROTTLE .....	F3	52	8		H4	74	4				
	F5	54	8	WHEEL SUB ASSY., RR. ....	H6	76	10				
VALVE, EX. ....	E4	37	7		H8	78	9				
VALVE, IN. ....	E4	37	6	WINKER ASSY., L. FR. ....	I13	99	5				
VISOR SET, FR. ....	J4	106	1	WINKER ASSY., L. RR. ....	I13	99	8				
[ W ]				WINKER ASSY., R. FR. ....	I13	99	1				
WASHER, 10.3MM .....	G15	69	17	WINKER ASSY., R. RR. ....	I13	99	6				
WASHER, 12X24X2.3 .....	E11	44	3	WRENCH, EYE, 19MM .....	J5	107	11				
WASHER, 14MM .....	F1	50	15	WRENCH, EYE, 22MM .....	J5	107	12				
WASHER, 14.2X26X3 .....	E9	42	14	WRENCH, SPARK PLUG .....	J5	107	3				
	E12	45	12								
WASHER, 15.5X22 .....	I4	90	14								
WASHER, 17X22 .....	I6	92	8								
WASHER, 25X20.2X1 .....	F2	51	9								
WASHER, 6.3X22X1.2 .....	I15	101	10								
WASHER, 6.5X26X2.3 .....	E6	39	16								
WASHER, 7.2X16X2.5 .....	E2	35	19								
WASHER, 8MM .....	E6	39	18								
	H5	75	12								
WASHER, 9.2MM .....	E12	45	13								
WASHER, DRUM STOPPER .....	F1	50	14								



---

**1**

**FOREWORD INDEX**

---

**2**

**ENGINE GROUP**

---

**3**

**FRAME GROUP**

---

**4**

**PART NUMBER INDEX**

---

**5**

**PART NAME INDEX**

---

**HONDA**  
The Power of Dreams



# PARTS CATALOGUE NEWS

Honda Motor Co., Ltd.  
Customer Service Technology Development Division

Printed in Japan

CODE NO.	13KYYC02
PARTS CATALOGUE NEWS	CGX125SH CGX125SH C/D
NEWS NO.	001

(CH-KD)KYY

## NEW MODEL CGX125SHD-3AG, 3CO, 4AG AND 4CO TYPES

### COMPONENT PARTS-MARKETED

This Parts News lists CGX125SH<sub>D</sub>-3AG, 3CO, 4AG and 4CO types parts exclusively and is based on CGX125SH<sub>C</sub>-AG, PE, 2AG and 2PE types listed on the CGX125SH<sub>C-D</sub> Parts Catalogue.

All other parts not listed herein are the same as CGX125SH<sub>C</sub>-AG, PE, 2AG and 2PE types parts.

Model	Area code	Type	Applicable engine serial No.	Applicable frame serial No.	Applicable carburetor identification No.
CGX125SH <sub>D</sub>	3AG	Argentina			PB 7RHA
	3CO	Colombia			PB 7RKA
	4AG	Argentina			PB 7RHA
	4CO	Colombia			PB 7RKA

## CGX125SH (CGX125SHD).....3AG,3CO

No.	MODEL		CGX125SHD						
	COLOR		Candy lucid red	Candy aruja blue	Pearl procyon black	Applicable model		Applicable block No.	Ref.No.
	CODE		R-264C	PB-323C	NH-A06P				
	Name of colored parts	Basic part No.	R264K	PB323H	NHA06B	Initial applicable model	Final applicable model		
1	BRIDGE, FORK TOP	53230-KYY-970	ZB	ZB	ZB			F-7	9
2	COVER SET, L. SIDE	83620-KYY-600	ZA	ZA	ZA			F-24	4
3	COVER SET, R. SIDE	83520-KYY-600	ZA	ZA	ZA			F-24	1
4	COWL SET, RR.	77215-KYY-900	ZA	ZB	ZC			F-23-1	7
5	FENDER, FR.	61100-KYY-900	ZD	ZC	ZB			F-10	5
6	HUB SUB ASSY., FR.	44635-KYY-900	ZA	ZA	ZA			F-14-10	5
7	HUB SUB ASSY., RR.	42635-KYY-900	ZA	ZA	ZA			F-19-10	9
8	LABEL, DRIVE CAUTION	87560-KYY-600	ZB	ZB	ZB			F-49	6
9	MARK, HONDA	86771-KYY-900	ZA	ZB	ZC			F-50-1	1
10	MARK, L. WING	86172-KYY-900	ZA	ZB	ZC			F-50-1	3
11	MARK, R. WING	86171-KYY-900	ZA	ZB	ZC			F-50-1	2
12	MARK, SIDE COVER	86833-KYY-600	ZA	ZA	ZA			F-50-1	4
13	PANEL COMP., RR. BRAKE	43100-KYY-900	ZB	ZB	ZB			F-18	3
14	PANEL SUB COMP., FR. BRAKE	45010-KYY-900	ZB	ZB	ZB			F-13	5
15	TANK SET, FUEL	17520-KYY-600	ZE	ZD	ZC			F-21	9
16	WHEEL SUB ASSY., FR.	44650-KYY-900	ZB	ZB	ZB			F-14-10	6
17	WHEEL SUB ASSY., RR.	42650-KYY-900	ZB	ZB	ZB			F-19-10	10

## CGX125SH (CGX125SHD).....4AG,4CO

No.	MODEL		CGX125SHD						
	COLOR		Candy lucid red	Candy aruja blue	Pearl procyon black	Applicable model		Applicable block No.	Ref.No.
	CODE		R-264C	PB-323C	NH-A06P	Initial applicable model	Final applicable model		
	Name of colored parts	Basic part No.	R264KE	PB323HE	NHA06BE				
1	BRIDGE, FORK TOP	53230-KYY-970	ZB	ZB	ZB			F-7	9
2	COVER SET, L. SIDE	83620-KYY-600	ZA	ZA	ZA			F-24	4
3	COVER SET, R. SIDE	83520-KYY-600	ZA	ZA	ZA			F-24	1
4	COWL SET, RR.	77215-KYY-900	ZA	ZB	ZC			F-23-1	7
5	FENDER, FR.	61100-KYY-900	ZD	ZC	ZB			F-10	5
6	LABEL, DRIVE CAUTION	87560-KYY-600	ZB	ZB	ZB			F-49	6
7	MARK, HONDA	86771-KYY-900	ZA	ZB	ZC			F-50-1	1
8	MARK, L. WING	86172-KYY-900	ZA	ZB	ZC			F-50-1	3
9	MARK, R. WING	86171-KYY-900	ZA	ZB	ZC			F-50-1	2
10	MARK, SIDE COVER	86833-KYY-600	ZA	ZA	ZA			F-50-1	4
11	PANEL COMP., RR. BRAKE	43100-KYY-900	ZB	ZB	ZB			F-18	3
12	PANEL SUB COMP., FR. BRAKE	45010-KYY-900	ZB	ZB	ZB			F-13	5
13	TANK SET, FUEL	17520-KYY-600	ZE	ZD	ZC			F-21	9
14	WHEEL SUB ASSY., FR.	44650-KYY-910	ZA	ZA	ZA			F-14-30	4
15	WHEEL SUB ASSY., RR.	42650-KYY-910	ZA	ZA	ZA			F-19-30	9

## PARTS CATALOGUE NEWS

BOOKNo. : 13KYYC02

Block No.	Ref. No.	Part No.	Description	Reqd. QTY		Base Part No.	Parts catalogue code
				CGX125SH C	D		
E-2	6	16211-KYY-901	INSULATOR, CARBURETOR.....	-	1	16211-KYY-900	3C0, 4C0
	8	17110-KYY-904	PIPE COMP A, INLET.....	-	1	17110-KYY-903	3C0, 4C0
	10	17115-KYY-901	PIPE B, INLET.....	-	1	17115-KYY-900	3C0, 4C0
E-5	1	12100-KYY-901	CYLINDER COMP.....	-	1	12100-KYY-900	3C0, 4C0
E-15	1	11100-KYY-901	CRANKCASE COMP., R.....	-	1	11100-KYY-900	3C0, 4C0
E-17	20	91004-KYY-931	BEARING, RADIAL BALL, 6201....	-	1	91004-KYY-901	3C0, 4C0
	21	91005-KYY-931	BEARING, RADIAL BALL, 6001....	-	1	91005-KYY-901	3C0, 4C0
	22	91006-KYY-931	BEARING, RADIAL BALL, 6203....	-	2	91006-KYY-901	3C0, 4C0
E-22	15	16100-KYY-621	CARBURETOR ASSY. (PB 7RKA)....	-	1	16100-KYY-613	3C0, 4C0
	28	99101-KTT-0980	JET, MAIN, #98.....	-	1	99102-GBE-1020	3C0, 4C0
F-31	1	50500-KYY-971	STAND COMP., MAIN.....	-	1	50500-KYY-970	3AG, 3C0, 4AG, 4C0
F-33	1	52400-KYY-972	CUSHION ASSY., RR.....	-	2	52400-KYY-971	3AG, 3C0, 4AG, 4C0