

Instruction for use of parts catalogue

- **This parts catalogue has been created as of October 20, 2009.**
 - Since this date, the sales practice for repair parts may have been changed or the parts may have been eliminated (listed for those not for sale).
 - The modified information is reflected on the latest Electronic Parts Catalogue (EPC).
Also, refer to the parts catalogue news for any change.
 - See the parts catalogue news for any revision that is made after October 20, 2009.
- **Always specify the part number when ordering a part.**
 - Check the model, type, serial numbers, color, maker, and the size as needed before ordering a part.
 - Note that the illustrations (part drawings) can differ from the actual parts in shape.
They are given just to help you to refer to the parts.
- **When modifications or additions to this parts catalogue are made, a revised edition will be issued at an appropriate time, with successively progressing revision numbers on the cover. We recommend obtaining such revisions in order to keep your parts catalogue up-to-date at all times. To check whether a parts catalogue revision has been issued, please contact your Honda distributor.**


Initial version issue date
March 01, 2006
Honda Motor Co., Ltd.

CONTENTS

	Page	Address No.
● Instruction for use of parts catalogue	1	B 1 1
● How to refer to the part information	2	B 2
● Part catalogue structure	3	B 3
● When the parts were revised	4	B 4
● Abbreviations used in the parts catalogue	4	B 4
● Part block and serial number check	5	B 5
● Color label attachment position check	5	B 5
● Models, parts catalogue codes and applicable serial numbers	6	B 6
● Color label	7	B 7
● Color chart	8	B 8
● Fuel hose, general purpose hoses and vinyl hose	27	C11
● FLAT RATE SERVICE TIME	31	C15
● Illustrated index	37	D 5
● ENGINE GROUP	48	E 1 2
● FRAME GROUP	88	H 1 3
● PART NO. INDEX	194	2-B 1 4
● PART NAME INDEX	203	2-C 1 5

How to refer to the part information

A Reference with "Illustrated index"



B Reference with "Part number index"

PART NO. INDEX			
Part Number	Address	Page	Ref.
04000			
04911-MCE-000	E10	26	1
06000			
06405-MY5-P00	F13	67	3
06410-MY9-890	F2	56	1
06435-MCE-006	F1	55	1
06451-166-405	F13	51	2
06451-443-405	F1	55	2
06451-MA7-405	F13	51	1
06455-MCE-006	F13	51	3
11000			
11210-MCE-000	C9	25	1
11330-MCE-305	C2	18	1
11335-K18-000	C6	22	1
11335-MCE-000	C2	18	2
11360-MCE-000	C7	23	1
11365-MCE-000	C7	23	2
11390-MY9-000	C2	18	3
11631-MCE-000	C5	21	1
11691-MY9-000	C5	21	2

C Reference with "Part name index"

PART NAME INDEX			
Part name	Address	Page	Ref.
[A]			
ADJUSTER , CHAIN	F13	67	5
ARM , L. MAIN STEP	F11	65	8
ARM , R. MAIN STEP	F11	65	5
ARM , L. PILLION STEP	F11	65	12
ARM , R. PILLION STEP	F11	65	11
AUT O CDC E ASSY , FUEL	F4	58	2
AXLE , FR. WHEEL	F14	52	3
AXLE , RR. WHEEL	F2	56	3
[B]			
BAG , AIR PRESSUR E GAUGE	F7	77	4
BAG , SERVICE BOOK	F7	77	1
BAG , TOOL	F7	77	3
BALL , STEEL	F11	65	20
BAG B A , INSULATOR	B11	11	11
BAG B B , INSULATOR	B11	11	12
BAND , AIR CLEANER CONNECTING TUBE	F8	62	22
BAND , U-LOCK	F16	70	3
BAND , WIRE	F10	26	14
	F5	43	21
	F6	74	18

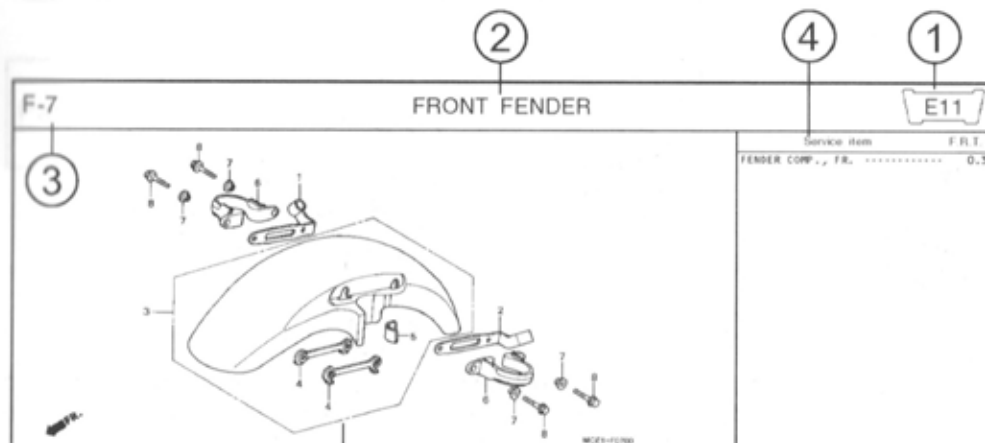
Block No.

Ref No.

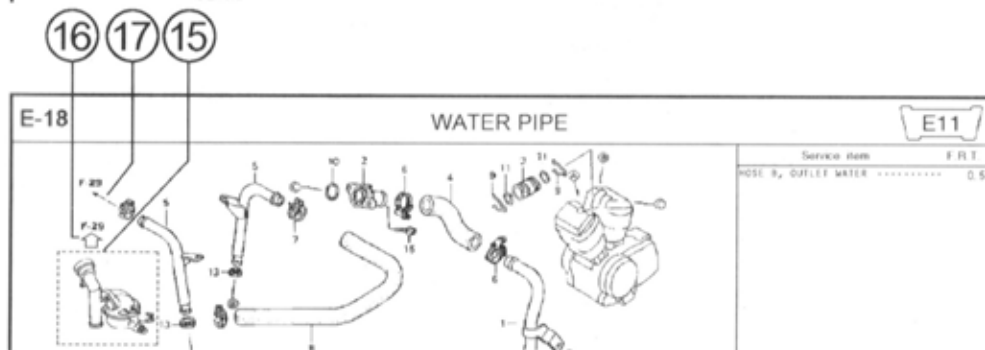
Address No. E11

Ref No	Part No	Description	Reqd Qty	Serial No	Parts catalogue code
1	45156-MCE-000	CLAMPER, R. FR. BRAKE HOSE	1	1	
2	45157-MCE-000	CLAMPER, L. FR. BRAKE HOSE	1	1	
3	61100-MCE-000ZA	FENDER COMP., FR.	1		3a,4j
		#SHATTINFORCE SILVER METALLIC	1		
	61100-MCE-000B	#PB28AC...CANDY PHOENIX BLUE	1		1,2a
4	61101-MCE-000	PLATE, FR. FENDER	2	1008000	
5	61101-MCE-010	(BLACK)	2	1008001	
5	61102-MCE-300	CUSHION, FR. FENDER	2		
6	61105-MCE-000	STAY, FR. FENDER MOUNTING	2		
7	61107-MR7-000	COLLAR (6.5)	4		
8	96001-04020-00	BOLT, FLANGE, 6X20	4		

Part catalogue structure



Ref. No.	Part No.	Description	Reqd. QTY C3400 SFX SFY	Serial No.	Parts catalogue code
1	45156-MCE-000	CLAMPER, R. FR. BRAKE HOSE ..	1		
2	45157-MCE-000	CLAMPER, L. FR. BRAKE HOSE ..	1		
3	61100-MCE-000ZA	FENDER COMP., FR. *NH411M*FORCE SILVER METALLIC	1	----- 3J,4J	
	61100-MCE-000ZB	*PB284C*...CANDY PHOENIX BLUE	1	----- J,2J	
4	61101-MCE-000	PLATE, FR. FENDER	2	----- 1008000	
	61101-MCE-010	2	1008001	
5	61102-MCE-300	CUSHION, FR. FENDER	2		
		(BLACK)			



1 Address number

• Address No. is provided (in place of the page No.) to help you refer to the part with the part No. or part name.

2 Block title 3 Block number

4 Service item/Flat rate time

5 Reference number

• Title number marked with the parenthesis or parentheses indicates that it continues from the previous page.

6 Part number 7 Honda color code

8 Description

9 Assemblies

• Sections framed with broken lines in the exploded view drawings are available as complete assemblies. (Their individual parts can also be obtained.)

10 Color description

11 Note

• Notes are shown with the parentheses in the part name column.

12 Required quantity

• Reqd. QTY shown in the parenthesis or parentheses indicates the optional part.

• Reqd. QTY marked with "N" indicates the optional part that should be selected as needed.

• Reqd. QTY indicates the number of the part used in the block.

13 Serial number

14 Parts catalogue code

• When the parts catalogue code column is blank, it indicates that the part is applicable to all codes.

15

• Parts enclosed within a dotted line are covered in a different block.


16

• A hollow arrow indicates the block No. for the parts enclosed within a dotted line.

17

• A solid arrow indicates the block No. the part in question is connected to.

When the parts were revised



Ref. No.	Part No.	Description	Reqd. QTY		Serial No.
			CB400 - SFX	SFY	
1	45156-MCE-000	CLAMPER, R. FR. BRAKE HOSE ..	1	1	
2	45157-MCE-000	CLAMPER, L. FR. BRAKE HOSE ..	1	1	
3	61100-MCE-000ZA	FENDER COMP., FR. *N#411M*FORCE SILVER METALLIC	1	-	-----3J,4J
	61100-MCE-000ZB	*PB284C*...CANDY PHOENIX BLUE	1	-	-----J,2J
4	61101-MCE-000	PLATE, FR. FENDER (###).....	2	2	-----1008000
	61101-MCE-010	2	2	-----1008001
5	61102-MCE-300	CUSHION, FR. FENDER (BLACK)	2	2	
6	61105-MCE-000	STAY, FR. FENDER MOUNTING ...	2	2	
7	61107-MR7-000	COLLAR (6.5)	4	4	
8	96001-06020-00	BOLT, FLANGE, 6X20	4	4	

The number has been used from the initial model without revision.

When shown at the left side, it is applicable to the models of No.100800¹ and the subsequent numbers.

When shown at the right side, it is applicable to the models up to No.1008000.

The parts listed with "###" at the end of the parts name have limited supply period (parts not for sale).

Abbreviations used in the parts catalogue

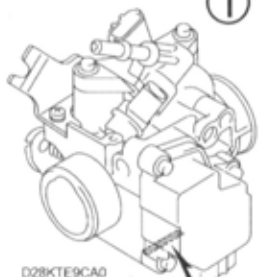
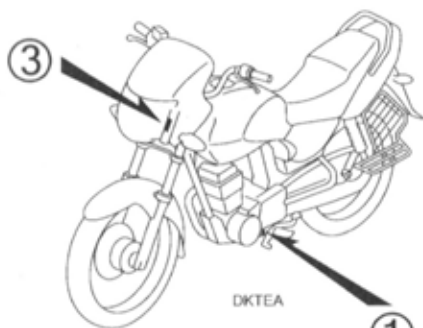
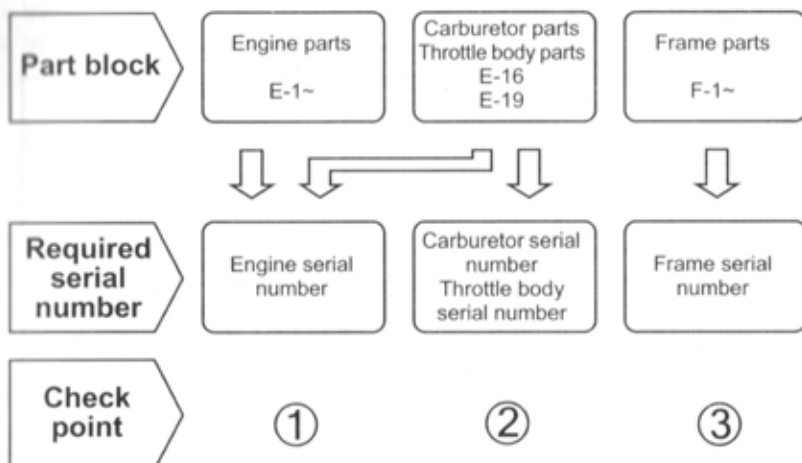


* "L." or "R." in the description of a part stands for the LEFT hand side or the RIGHT hand side. Determine the left or right as if you were in the motorcycle seat.

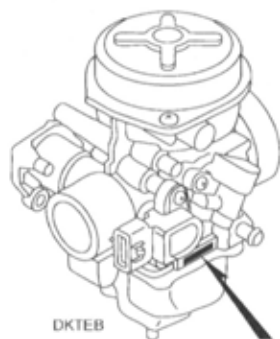
The following abbreviations are used in this parts catalogue.

- | | |
|---|----------------------------------|
| A Ampere | LLeft |
| ABS Anti-lock brake system | L (100L) .Link (100 Links) |
| A.C. Alternating current | L.E.D.Light emitted diode |
| A.M. Attaching mark | MMMillimeter |
| ASSY. Assembly | MPHMiles per hour |
| C.D.I. Capacitive discharge ignition | R.Right |
| COMP. ... Complete | RR.Rear |
| D.C. Direct current | STD.Standard |
| EX. Exhaust | T (22T) ...Tooth (22 Teeth) |
| FR. Front | TCSTraction control system |
| G Gram | T.M.Transcript mark |
| HEX. Hexagonal | VVolt |
| IN. Inlet | WWatt |
| KPH Kilometers per hour | WLWith labelling |
| | WOLWithout labelling |

Part block and serial number check

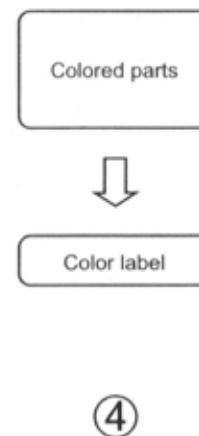


② (CBF125M9-31D)

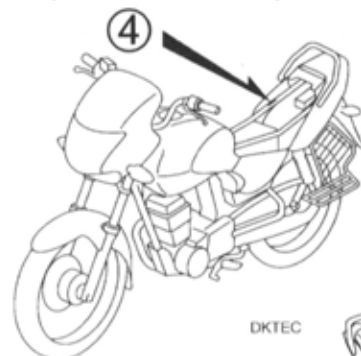


②
(CBF1256-9)
(CBF125M7-9-ID/21D-A)
(CBF125C9)
(CBF125MC9)

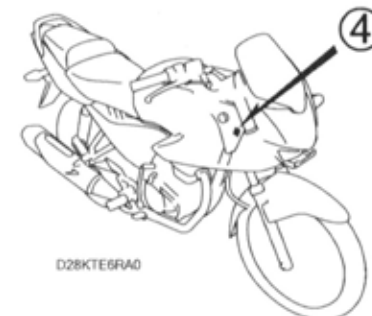
Color label attachment position check



(CBF1256/M7/C9/MC9)



(CBF1259/M9)



D28KTE6RA0

Models, parts catalogue codes and applicable serial numbers

Models, parts catalogue codes and applicable serial Nos. given in this parts catalogue can be identified as follows.

Parts with parts catalogue codes are exclusive for models destined for countries designated.

If no area codes are listed, parts are for common use.

Model	Area code	Type	Parts catalogue code	Applicable engine serial No.	Applicable frame serial No.	Applicable carburetor identification No.
CBF125e	ID	India	ID			AVK3BB A
			2ID			
CBF125M7	ID	India	MID			AVK3BB A
			M2ID			
CBF125g	ID	India	ID			AVK4BG A
CBF125Mg	ID	India	MID			AVK4BG A
			M2ID			
CBF125Cg	ID	India	CID			AVK3BB B
			C2ID			
CBF125MCg	ID	India	MCID			AVK3BB B
			MC2ID			
CBF125Ma	ID	India	MID	JC40E-5000001~	ME4JC40B*98000001~	AVK4BH A
			M2ID	JC40E-5000001~	ME4JC40C*98000001~	

Model	Area code	Type	Parts catalogue code	Applicable engine serial No.	Applicable frame serial No.	Applicable throttle body identification No.
CBF125Mg	ID	India	M3ID			GQM6A A

* Of carburetor/throttle body identification numbers, only the portions underlined in the example below are used for registration.

AVK3BB A KC 7

Color label

- When ordering parts, check the model name, main color, and code by observing the "COLOR LABEL" on the vehicle.
- When ordering a colored part, use the color chart in the instruction for use of parts catalogue.

No.	MODEL	VFR800FIW					
	COLOR	Sparkling silver metallic	Mute black metallic	Applicable model		Applicable Re block No.	
	CODE	NH 295M	NH 359M	Initial applicable model	Final applicable model		
	Name of colored parts	Basic part No.	NH295	NH359			
1							
2							
3							
4							
5							
6							
7							
8							
9							
10							

VFR800FIW
COLOR R-157
CODE R157

Color chart

- When ordering a colored part, refer to the chart below and use a part number consisting of the relevant basic part number to which has been added a part color code.

CBF125 (CBF125⁶).....ID

No.	MODEL		CBF125 ⁶									
	COLOR		Black	Geny gray metallic	Alpha red metallic	Champion blue metallic	Moon blue metallic	Wild purple metallic	Applicable model		Applicable block No.	Ref.No.
	CODE		NH-1	NH-A04M	R-316M	PB-370M	PB-371M	RP-175M	Initial applicable model	Final applicable model		
	Name of colored parts	Basic part No.	NH1E	NHA04E	R316E	PB370E	PB371E	RP175E				
1	CASE, UNDER HALF DRIVE CHAIN	40520-KTE-910	ZA	ZA	ZA	ZA	ZA	ZA			F-23	2
2	CASE, UPPER HALF DRIVE CHAIN	40510-KTE-910	ZA	ZA	ZA	ZA	ZA	ZA			F-23	1
3	COVER SET, L. SIDE	83600-KTE-910	ZA	ZB	ZC	ZD	ZE	ZF			F-17	4
4	COVER SET, R. SIDE	83500-KTE-910	ZA	ZB	ZC	ZD	ZE	ZF			F-17	1
5	COWL SET, L. RR.	77270-KTE-910	ZA	ZB	ZC	ZD	ZE	ZF			F-16	3
6	COWL SET, R. RR.	77260-KTE-910	ZA	ZB	ZC	ZD	ZE	ZF			F-16	2
7	COWL SET, RR. CENTER	77280-KTE-910	ZA	ZA	ZA	ZA	ZA	ZA			F-16	4
8	FENDER, FR.	61100-KTE-910	ZB	ZA	ZG	ZD	ZE	ZJ			F-7	2
9	HUB SUB ASSY., FR.	44635-KTE-910	ZA	ZA	ZA	ZA	ZA	ZA			F-11	6
10	HUB SUB ASSY., RR.	42635-KTE-910	ZA	ZA	ZA	ZA	ZA	ZA			F-13	12
11	MARK, FR. VISOR	61308-KTE-910	ZA	ZA	ZA	ZA	ZA	ZA			F-34	7
12	MARK, L. FUEL TANK WING	17522-KTE-910	ZA	ZB	ZC	ZD	ZE	ZF			F-34	4
13	MARK, R. FUEL TANK WING	17521-KTE-910	ZA	ZB	ZC	ZD	ZE	ZF			F-34	3
14	MARK, RR. CENTER COWL	77228-KTE-910	ZA	ZA	ZA	ZA	ZA	ZA			F-34	8
15	MARK, SIDE COVER	83610-KTE-910	ZA	ZB	ZA	ZA	ZA	ZA			F-34	11
16	PANEL COMP., RR. BRAKE	43100-KTE-910	ZA	ZA	ZA	ZA	ZA	ZA			F-12	4
17	PANEL SUB COMP., FR. BRAKE	45010-KTE-910	ZA	ZA	ZA	ZA	ZA	ZA			F-9	4
18	STRIPE, L. FR. VISOR	61307-KTE-910	ZA	ZB	ZC	ZD	ZE	ZF			F-34	6
19	STRIPE, L. FUEL TANK	17508-KTE-910	ZA	ZB	ZC	ZD	ZE	ZF			F-34	2
20	STRIPE, L. RR. COWL	87117-KTE-910	ZA	ZB	ZC	ZD	ZE	ZF			F-34	13
21	STRIPE, L. SIDE COVER	83603-KTE-910	ZA	ZB	ZC	ZD	ZE	ZF			F-34	10
22	STRIPE, R. FR. VISOR	61306-KTE-910	ZA	ZB	ZC	ZD	ZE	ZF			F-34	5
23	STRIPE, R. FUEL TANK	17507-KTE-910	ZA	ZB	ZC	ZD	ZE	ZF			F-34	1

CBF125 (CBF125e).....ID

No.	MODEL		CBF1256									Applicable block No.	Ref.No.
	COLOR		Black	Geny gray metallic	Alpha red metallic	Champion blue metallic	Moon blue metallic	Wild purple metallic	Applicable model				
	CODE		NH-1	NH-A04M	R-316M	PB-370M	PB-371M	RP-175M	Initial applicable model	Final applicable model			
	Name of colored parts	Basic part No.	NH1E	NHA04E	R316E	PB370E	PB371E	RP175E					
24	STRIPE, R. RR. COWL	87116-KTE-910	ZA	ZB	ZC	ZD	ZE	ZF			F-34	12	
25	STRIPE, R. SIDE COVER	83503-KTE-910	ZA	ZB	ZC	ZD	ZE	ZF			F-34	9	
26	TANK ASSY., FUEL	17500-KTE-910	ZB	ZA	ZF	ZC	ZD	ZE			F-14	2	
27	VISOR SET, FR.	61300-KTE-910	ZA	ZB	ZC	ZD	ZE	ZF			F-31	1	
28	WHEEL SUB ASSY., FR.	44650-KTE-910	ZA	ZA	ZA	ZA	ZA	ZA			F-11	7	
29	WHEEL SUB ASSY., RR.	42650-KTE-910	ZA	ZA	ZA	ZA	ZA	ZA			F-13	13	

CBF125 (CBF1256).....2ID

No.	MODEL		CBF1256									
	COLOR		Black	Geny gray metallic	Alpha red metallic	Champion blue metallic	Moon blue metallic	Wild purple metallic	Applicable model		Applicable block No.	Ref.No.
	CODE		NH-1	NH-A04M	R-316M	PB-370M	PB-371M	RP-175M	Initial applicable model	Final applicable model		
	Name of colored parts	Basic part No.	NH1E	NHA04E	R316E	PB370E	PB371E	RP175E				
1	CASE, UNDER HALF DRIVE CHAIN	40520-KTE-910	ZA	ZA	ZA	ZA	ZA	ZA			F-23	2
2	CASE, UPPER HALF DRIVE CHAIN	40510-KTE-910	ZA	ZA	ZA	ZA	ZA	ZA			F-23	1
3	COVER SET, L. SIDE	83600-KTE-910	ZA	ZB	ZC	ZD	ZE	ZF			F-17	4
4	COVER SET, R. SIDE	83500-KTE-910	ZA	ZB	ZC	ZD	ZE	ZF			F-17	1
5	COWL SET, L. RR.	77270-KTE-910	ZA	ZB	ZC	ZD	ZE	ZF			F-16	3
6	COWL SET, R. RR.	77260-KTE-910	ZA	ZB	ZC	ZD	ZE	ZF			F-16	2
7	COWL SET, RR. CENTER	77280-KTE-910	ZA	ZA	ZA	ZA	ZA	ZA			F-16	4
8	FENDER, FR.	61100-KTE-910	ZB	ZA	ZG	ZD	ZE	ZJ			F-7	2
9	HUB SUB ASSY., FR.	44635-KTE-920	ZA	ZA	ZA	ZA	ZA	ZA			F-11-1	5
10	HUB SUB ASSY., RR.	42635-KTE-910	ZA	ZA	ZA	ZA	ZA	ZA			F-13	12
11	HUB, FR. BRAKE	45122-KSP-930	ZA	ZA	ZA	ZA	ZA	ZA			F-11-1	14
12	MARK, FR. VISOR	61308-KTE-910	ZA	ZA	ZA	ZA	ZA	ZA			F-34	7
13	MARK, L. FUEL TANK WING	17522-KTE-910	ZA	ZB	ZC	ZD	ZE	ZF			F-34	4
14	MARK, R. FUEL TANK WING	17521-KTE-910	ZA	ZB	ZC	ZD	ZE	ZF			F-34	3
15	MARK, RR. CENTER COWL	77228-KTE-910	ZA	ZA	ZA	ZA	ZA	ZA			F-34	8
16	MARK, SIDE COVER	83610-KTE-910	ZA	ZB	ZA	ZA	ZA	ZA			F-34	11
17	PANEL COMP., RR. BRAKE	43100-KTE-910	ZA	ZA	ZA	ZA	ZA	ZA			F-12	4
18	STRIPE, L. FR. VISOR	61307-KTE-910	ZA	ZB	ZC	ZD	ZE	ZF			F-34	6
19	STRIPE, L. FUEL TANK	17508-KTE-910	ZA	ZB	ZC	ZD	ZE	ZF			F-34	2
20	STRIPE, L. RR. COWL	87117-KTE-910	ZA	ZB	ZC	ZD	ZE	ZF			F-34	13
21	STRIPE, L. SIDE COVER	83603-KTE-910	ZA	ZB	ZC	ZD	ZE	ZF			F-34	10
22	STRIPE, R. FR. VISOR	61306-KTE-910	ZA	ZB	ZC	ZD	ZE	ZF			F-34	5
23	STRIPE, R. FUEL TANK	17507-KTE-910	ZA	ZB	ZC	ZD	ZE	ZF			F-34	1
24	STRIPE, R. RR. COWL	87116-KTE-910	ZA	ZB	ZC	ZD	ZE	ZF			F-34	12
25	STRIPE, R. SIDE COVER	83503-KTE-910	ZA	ZB	ZC	ZD	ZE	ZF			F-34	9
26	TANK ASSY., FUEL	17500-KTE-910	ZB	ZA	ZF	ZC	ZD	ZE			F-14	2
27	VISOR SET, FR.	61300-KTE-910	ZA	ZB	ZC	ZD	ZE	ZF			F-31	1
28	WHEEL SUB ASSY., FR.	44650-KTE-920	ZA	ZA	ZA	ZA	ZA	ZA			F-11-1	6
29	WHEEL SUB ASSY., RR.	42650-KTE-910	ZA	ZA	ZA	ZA	ZA	ZA			F-13	13

CBF125M (CBF125M7).....MID

No.	MODEL		CBF125M7									Applicable block No.	Ref.No.
	COLOR		Black	Geny gray metallic	Alpha red metallic	Champion blue metallic	Moon blue metallic	Wild purple metallic	Applicable model				
	CODE		NH-1	NH-A04M	R-316M	PB-370M	PB-371M	RP-175M	Initial applicable model	Final applicable model			
	Name of colored parts	Basic part No.	NH1E	NHA04E	R316E	PB370E	PB371E	RP175E					
1	CASE, UNDER HALF DRIVE CHAIN	40520-KTE-910	ZA	ZA	ZA	ZA	ZA	ZA			F-23	2	
2	CASE, UPPER HALF DRIVE CHAIN	40510-KTE-910	ZA	ZA	ZA	ZA	ZA	ZA			F-23	1	
3	COVER SET, L. SIDE	83600-KTE-910	ZA	ZB	ZC	ZD	ZE	ZF			F-17	4	
4	COVER SET, R. SIDE	83500-KTE-910	ZA	ZB	ZC	ZD	ZE	ZF			F-17	1	
5	COWL SET, L. RR.	77270-KTE-910	ZA	ZB	ZC	ZD	ZE	ZF			F-16	3	
6	COWL SET, R. RR.	77260-KTE-910	ZA	ZB	ZC	ZD	ZE	ZF			F-16	2	
7	COWL SET, RR. CENTER	77280-KTE-910	ZA	ZA	ZA	ZA	ZA	ZA			F-16	4	
8	FENDER, FR.	61100-KTE-910	ZB	ZA	ZG	ZD	ZE	ZJ			F-7	2	
9	HUB SUB ASSY., FR.	44635-KTE-910	ZA	ZA	ZA	ZA	ZA	ZA			F-11	6	
10	HUB SUB ASSY., RR.	42635-KTE-910	ZA	ZA	ZA	ZA	ZA	ZA			F-13	12	
11	MARK, FR. VISOR	61308-KTE-910	ZA	ZA	ZA	ZA	ZA	ZA			F-34	7	
12	MARK, L. FUEL TANK WING	17522-KTE-910	ZA	ZB	ZC	ZD	ZE	ZF			F-34	4	
13	MARK, R. FUEL TANK WING	17521-KTE-910	ZA	ZB	ZC	ZD	ZE	ZF			F-34	3	
14	MARK, RR. CENTER COWL	77228-KTE-910	ZA	ZA	ZA	ZA	ZA	ZA			F-34	8	
15	MARK, SIDE COVER	83610-KTE-910	ZA	ZB	ZA	ZA	ZA	ZA			F-34	11	
16	PANEL COMP., RR. BRAKE	43100-KTE-910	ZA	ZA	ZA	ZA	ZA	Z'			F-12	4	
17	PANEL SUB COMP., FR. BRAKE	45010-KTE-910	ZA	ZA	ZA	ZA	ZA	ZA			F-9	4	
18	STRIPE, L. FR. VISOR	61307-KTE-910	ZA	ZB	ZC	ZD	ZE	ZF			F-34	6	
19	STRIPE, L. FUEL TANK	17508-KTE-910	ZA	ZB	ZC	ZD	ZE	ZF			F-34	2	
20	STRIPE, L. RR. COWL	87117-KTE-910	ZA	ZB	ZC	ZD	ZE	ZF			F-34	13	
21	STRIPE, L. SIDE COVER	83603-KTE-910	ZA	ZB	ZC	ZD	ZE	ZF			F-34	10	
22	STRIPE, R. FR. VISOR	61306-KTE-910	ZA	ZB	ZC	ZD	ZE	ZF			F-34	5	
23	STRIPE, R. FUEL TANK	17507-KTE-910	ZA	ZB	ZC	ZD	ZE	ZF			F-34	1	
24	STRIPE, R. RR. COWL	87116-KTE-910	ZA	ZB	ZC	ZD	ZE	ZF			F-34	12	
25	STRIPE, R. SIDE COVER	83503-KTE-910	ZA	ZB	ZC	ZD	ZE	ZF			F-34	9	
26	TANK ASSY., FUEL	17500-KTE-910	ZB	ZA	ZF	ZC	ZD	ZE			F-14	2	
27	VISOR SET, FR.	61300-KTE-910	ZA	ZB	ZC	ZD	ZE	ZF			F-31	1	
28	WHEEL SUB ASSY., FR.	44650-KTE-910	ZA	ZA	ZA	ZA	ZA	ZA			F-11	7	
29	WHEEL SUB ASSY., RR.	42650-KTE-910	ZA	ZA	ZA	ZA	ZA	ZA			F-13	13	

CBF125M (CBF125M7).....M2ID

No.	MODEL		CBF125M7									Applicable block No.	Ref.No.
	COLOR		Black	Geny gray metallic	Alpha red metallic	Champion blue metallic	Moon blue metallic	Wild purple metallic	Applicable model				
	CODE		NH-1	NH-A04M	R-316M	PB-370M	PB-371M	RP-175M	Initial applicable model	Final applicable model			
	Name of colored parts	Basic part No.	NH1E	NHA04E	R316E	PB370E	PB371E	RP175E					
1	CASE, UNDER HALF DRIVE CHAIN	40520-KTE-910	ZA	ZA	ZA	ZA	ZA	ZA			F-23	2	
2	CASE, UPPER HALF DRIVE CHAIN	40510-KTE-910	ZA	ZA	ZA	ZA	ZA	ZA			F-23	1	
3	COVER SET, L. SIDE	83600-KTE-910	ZA	ZB	ZC	ZD	ZE	ZF			F-17	4	
4	COVER SET, R. SIDE	83500-KTE-910	ZA	ZB	ZC	ZD	ZE	ZF			F-17	1	
5	COWL SET, L. RR.	77270-KTE-910	ZA	ZB	ZC	ZD	ZE	ZF			F-16	3	
6	COWL SET, R. RR.	77260-KTE-910	ZA	ZB	ZC	ZD	ZE	ZF			F-16	2	
7	COWL SET, RR. CENTER	77280-KTE-910	ZA	ZA	ZA	ZA	ZA	ZA			F-16	4	
8	FENDER, FR.	61100-KTE-910	ZB	ZA	ZG	ZD	ZE	ZJ			F-7	2	
9	HUB SUB ASSY., FR.	44635-KTE-920	ZA	ZA	ZA	ZA	ZA	ZA			F-11-1	5	
10	HUB SUB ASSY., RR.	42635-KTE-910	ZA	ZA	ZA	ZA	ZA	ZA			F-13	12	
11	HUB, FR. BRAKE	45122-KSP-930	ZA	ZA	ZA	ZA	ZA	ZA			F-11-1	14	
12	MARK, FR. VISOR	61308-KTE-910	ZA	ZA	ZA	ZA	ZA	ZA			F-34	7	
13	MARK, L. FUEL TANK WING	17522-KTE-910	ZA	ZB	ZC	ZD	ZE	ZF			F-34	4	
14	MARK, R. FUEL TANK WING	17521-KTE-910	ZA	ZB	ZC	ZD	ZE	ZF			F-34	3	
15	MARK, RR. CENTER COWL	77228-KTE-910	ZA	ZA	ZA	ZA	ZA	ZA			F-34	8	
16	MARK, SIDE COVER	83600-KTE-910	ZA	ZB	ZA	ZA	ZA	ZA			F-34	11	
17	PANEL COMP., RR. BRAKE	43100-KTE-910	ZA	ZA	ZA	ZA	ZA	ZA			F-12	4	
18	STRIPE, L. FR. VISOR	61307-KTE-910	ZA	ZB	ZC	ZD	ZE	ZF			F-34	6	
19	STRIPE, L. FUEL TANK	17508-KTE-910	ZA	ZB	ZC	ZD	ZE	ZF			F-34	2	
20	STRIPE, L. RR. COWL	87117-KTE-910	ZA	ZB	ZC	ZD	ZE	ZF			F-34	13	
21	STRIPE, L. SIDE COVER	83603-KTE-910	ZA	ZB	ZC	ZD	ZE	ZF			F-34	10	
22	STRIPE, R. FR. VISOR	61306-KTE-910	ZA	ZB	ZC	ZD	ZE	ZF			F-34	5	
23	STRIPE, R. FUEL TANK	17507-KTE-910	ZA	ZB	ZC	ZD	ZE	ZF			F-34	1	
24	STRIPE, R. RR. COWL	87116-KTE-910	ZA	ZB	ZC	ZD	ZE	ZF			F-34	12	
25	STRIPE, R. SIDE COVER	83503-KTE-910	ZA	ZB	ZC	ZD	ZE	ZF			F-34	9	
26	TANK ASSY., FUEL	17500-KTE-910	ZB	ZA	ZF	ZC	ZD	ZE			F-14	2	
27	VISOR SET, FR.	61300-KTE-910	ZA	ZB	ZC	ZD	ZE	ZF			F-31	1	
28	WHEEL SUB ASSY., FR.	44650-KTE-920	ZA	ZA	ZA	ZA	ZA	ZA			F-11-1	6	
29	WHEEL SUB ASSY., RR.	42650-KTE-910	ZA	ZA	ZA	ZA	ZA	ZA			F-13	13	

CBF125 (CBF125g).....ID

No.	MODEL		CBF1259							Applicable block No.	Ref.No.
	COLOR		Black	Sports red	Space silver metallic	Pearl sports yellow	Applicable model				
	CODE		NH-1	R-321	NH-B06M	Y-206P	Initial applicable model	Final applicable model			
	Name of colored parts	Basic part No.	NH1	R321	NHB06	Y206					
1	CASE, UNDER HALF DRIVE CHAIN	40520-KWF-900	ZA	ZA	ZA	ZA			F-23-1	2	
2	CASE, UPPER HALF DRIVE CHAIN	40510-KWF-900	ZA	ZA	ZA	ZA			F-23-1	1	
3	COVER SET, L. SIDE	83800-KWF-900	ZB	ZB	ZB	ZB			F-17-1	3	
4	COVER SET, R. SIDE	83700-KWF-900	ZB	ZB	ZB	ZB			F-17-1	2	
5	COVER SET, RR. FENDER	80120-KWF-900	ZA	ZA	ZA	ZA			F-25-1	5	
6	COWL SET, L. FR.	64202-KWF-900	ZA	ZB	-	-			F-31-2	4	
7	COWL SET, L. FR.	64202-KWF-930	-	-	ZJ	ZL			F-31-2	4	
8	COWL SET, R. FR.	64201-KWF-900	ZA	ZB	-	-			F-31-2	3	
9	COWL SET, R. FR.	64201-KWF-930	-	-	ZJ	ZL			F-31-2	3	
10	COWL, FR.	61301-KWF-900	ZB	ZA	ZB	ZA			F-31-1	1	
11	COWL, RR. LOWER	77210-KWF-900	ZK	ZF	ZK	ZF			F-16-1	2	
12	COWL, RR. UPPER	77230-KWF-900	ZA	ZC	ZD	ZG			F-16-1	3	
13	FENDER, FR.	61100-KWF-900	ZF	ZG	ZH	ZL			F-7	2	
14	GRIP, RR.	50400-KWF-900	ZF	ZG	ZH	ZL			F-15-1	1	
15	HOLDER, HANDLE UPPER	53131-KWF-900	ZA	ZA	ZA	ZA			F-5-1	8	
16	LID, TAILLIGHT	77240-KWF-900	ZA	ZB	ZC	ZF			F-16-1	4	
17	MARK, L. WING	64215-KWF-900	ZA	ZB	ZC	ZD			F-34-1	11	
18	MARK, R. WING	64214-KWF-900	ZA	ZB	ZC	ZD			F-34-1	10	
19	MARK, RR. FENDER	80121-KWF-900	ZA	ZA	ZA	ZA			F-34-1	12	
20	MARK, SIDE COVER	83710-KWF-900	ZA	ZA	ZA	ZA			F-34-1	13	
21	MARK, WINDSCREEN	64108-KWF-900	ZA	ZA	ZA	ZA			F-34-1	5	
22	PANEL COMP., RR. BRAKE	43100-KTE-950	ZA	ZA	ZA	ZA			F-12	4	
23	PANEL SUB COMP., FR. BRAKE	45010-KWF-900	ZA	ZA	ZA	ZA			F-9	4	
24	PIPE COMP., STEERING HANDLE	53100-KWF-900	ZA	ZA	ZA	ZA			F-5-1	5	
25	SCREEN SET, WIND	64100-KWF-900	ZA	ZA	ZA	ZA			F-31-1	8	
26	STRIPE A, L. FR. COWL	64207-KWF-930	-	-	ZB	ZB			F-34-1	7	
27	STRIPE A, L. FUEL TANK	17508-KWF-930	-	-	ZB	ZB			F-34-1	2	
28	STRIPE A, R. FR. COWL	64206-KWF-930	-	-	ZB	ZB			F-34-1	6	

CBF125 (CBF125g).....ID

No.	MODEL		CBF125g							Ref.No.
	COLOR		Black	Sports red	Space silver metallic	Pearl sports yellow	Applicable model		Applicable block No.	
	CODE		NH-1	R-321	NH-B06M	Y-206P	Initial applicable model	Final applicable model		
	Name of colored parts	Basic part No.	NH1	R321	NHB06	Y206				
29	STRIPE A, R. FUEL TANK	17507-KWF-930	-	-	ZB	ZB			F-34-1	1
30	STRIPE B, L. FR. COWL	64209-KWF-930	-	-	ZC	ZD			F-34-1	9
31	STRIPE B, L. FUEL TANK	17516-KWF-930	-	-	ZB	ZB			F-34-1	4
32	STRIPE B, R. FR. COWL	64208-KWF-930	-	-	ZC	ZD			F-34-1	8
33	STRIPE B, R. FUEL TANK	17515-KWF-930	-	-	ZB	ZB			F-34-1	3
34	TANK COMP., FUEL	17510-KWF-900	ZF	ZG	-	-			F-14-1	8
35	TANK SET, FUEL	17520-KWF-930	-	-	ZE	ZJ			F-14-1	8

CBF125M (CBF125M9).....MID

No.	MODEL		CBF125M9							Applicable block No.	Ref.No.
	COLOR		Black	Sports red	Space silver metallic	Pearl flash yellow	Applicable model				
	CODE		NH-1	R-321	NH-B06M	Y-163P					
	Name of colored parts	Basic part No.	NH1	R321	NHB06	Y163	Initial applicable model	Final applicable model			
1	CASE, UNDER HALF DRIVE CHAIN	40520-KWF-900	ZA	ZA	ZA	ZA			F-23-1	2	
2	CASE, UPPER HALF DRIVE CHAIN	40510-KWF-900	ZA	ZA	ZA	ZA			F-23-1	1	
3	COVER SET, L. SIDE	83800-KWF-900	ZB	ZB	ZB	ZB			F-17-1	3	
4	COVER SET, R. SIDE	83700-KWF-900	ZB	ZB	ZB	ZB			F-17-1	2	
5	COVER SET, RR. FENDER	80120-KWF-900	ZA	ZA	ZA	ZA			F-25-1	5	
6	COWL SET, L. FR.	64202-KWF-930	ZF	ZG	ZJ	ZK			F-31-2	4	
7	COWL SET, R. FR.	64201-KWF-930	ZF	ZG	ZJ	ZK			F-31-2	3	
8	COWL, FR.	61301-KWF-900	ZB	ZA	ZB	ZA			F-31-1	1	
9	COWL, RR. LOWER	77210-KWF-900	ZK	ZF	ZK	ZF			F-16-1	2	
10	COWL, RR. UPPER	77230-KWF-900	ZA	ZC	ZD	ZE			F-16-1	3	
11	FENDER, FR.	61100-KWF-900	ZF	ZG	ZH	ZJ			F-7	2	
12	GRIP, RR.	50400-KWF-900	ZF	ZG	ZH	ZJ			F-15-1	1	
13	HOLDER, HANDLE UPPER	53131-KWF-900	ZA	ZA	ZA	ZA			F-5-1	8	
14	LID, TAILLIGHT	77240-KWF-900	ZA	ZB	ZC	ZD			F-16-1	4	
15	MARK, L. WING	64215-KWF-900	ZA	ZB	ZC	ZD			F-34-1	11	
16	MARK, R. WING	64214-KWF-900	ZA	ZB	ZC	ZD			F-34-1	10	
17	MARK, RR. FENDER	80121-KWF-900	ZA	ZA	ZA	ZA			F-34-1	12	
18	MARK, SIDE COVER	83710-KWF-900	ZA	ZA	ZA	ZA			F-34-1	13	
19	MARK, WINDSCREEN	64108-KWF-900	ZA	ZA	ZA	ZA			F-34-1	5	
20	PANEL COMP., RR. BRAKE	43100-KTE-950	ZA	ZA	ZA	ZA			F-12	4	
21	PANEL SUB COMP., FR. BRAKE	45010-KWF-900	ZA	ZA	ZA	ZA			F-9	4	
22	PIPE COMP., STEERING HANDLE	53100-KWF-900	ZA	ZA	ZA	ZA			F-5-1	5	
23	SCREEN SET, WIND	64100-KWF-900	ZA	ZA	ZA	ZA			F-31-1	8	
24	STRIPE A, L. FR. COWL	64207-KWF-930	ZA	ZB	ZB	ZB			F-34-1	7	
25	STRIPE A, L. FUEL TANK	17508-KWF-930	ZA	ZB	ZB	ZB			F-34-1	2	
26	STRIPE A, R. FR. COWL	64206-KWF-930	ZA	ZB	ZB	ZB			F-34-1	6	
27	STRIPE A, R. FUEL TANK	17507-KWF-930	ZA	ZB	ZB	ZB			F-34-1	1	
28	STRIPE B, L. FR. COWL	64209-KWF-930	ZA	ZB	ZC	ZD			F-34-1	9	

CBF125M (CBF125M9).....MID

No.	MODEL		CBF125M9							Applicable block No.	Ref.No.
	COLOR		Black	Sports red	Space silver metallic	Pearl flash yellow	Applicable model				
	CODE		NH-1	R-321	NH-B06M	Y-163P					
	Name of colored parts	Basic part No.	NH1	R321	NHB06	Y163	initial applicable model	Final applicable model			
29	STRIPE B, L. FUEL TANK	17516-KWF-930	ZA	ZB	ZB	ZB			F-34-1	4	
30	STRIPE B, R. FR. COWL	64208-KWF-930	ZA	ZB	ZC	ZD			F-34-1	8	
31	STRIPE B, R. FUEL TANK	17515-KWF-930	ZA	ZB	ZB	ZB			F-34-1	3	
32	TANK SET, FUEL	17520-KWF-930	ZF	ZG	ZE	ZH			F-14-1	8	

CBF125M (CBF125M9).....M2ID

No.	MODEL		CBF125M9							Applicable block No.	Ref.No.
	COLOR		Black	Sports red	Space silver metallic	Pearl flash yellow	Applicable model				
	CODE		NH-1	R-321	NH-B06M	Y-163P	Initial applicable model	Final applicable model			
	Name of colored parts	Basic part No.	NH1	R321	NHB06	Y163					
1	BOX ASSY., SPEEDOMETER GEAR	44800-KWF-930	ZA	ZA	ZA	ZA			F-11-3	8	
2	CASE, UNDER HALF DRIVE CHAIN	40520-KWF-900	ZA	ZA	ZA	ZA			F-23-1	2	
3	CASE, UPPER HALF DRIVE CHAIN	40510-KWF-900	ZA	ZA	ZA	ZA			F-23-1	1	
4	COVER SET, L. SIDE	83800-KWF-900	ZB	ZB	ZB	ZB			F-17-1	3	
5	COVER SET, R. SIDE	83700-KWF-900	ZB	ZB	ZB	ZB			F-17-1	2	
6	COVER SET, RR. FENDER	80120-KWF-900	ZA	ZA	ZA	ZA			F-25-1	5	
7	COWL SET, L. FR.	64202-KWF-930	ZF	ZG	ZJ	ZK			F-31-2	4	
8	COWL SET, R. FR.	64201-KWF-930	ZF	ZG	ZJ	ZK			F-31-2	3	
9	COWL, FR.	61301-KWF-900	ZB	ZA	ZB	ZA			F-31-1	1	
10	COWL, RR. LOWER	77210-KWF-900	ZK	ZF	ZK	ZF			F-16-1	2	
11	COWL, RR. UPPER	77230-KWF-900	ZA	ZC	ZD	ZE			F-16-1	3	
12	FENDER, FR.	61100-KWF-900	ZF	ZG	ZH	ZJ			F-7	2	
13	GRIP, RR.	50400-KWF-900	ZF	ZG	ZH	ZJ			F-15-1	1	
14	HOLDER, HANDLE UPPER	53131-KWF-900	ZA	ZA	ZA	ZA			F-5-1	8	
15	LID, TAILLIGHT	77240-KWF-900	ZA	ZB	ZC	ZD			F-16-1	4	
16	MARK, L. WING	64215-KWF-900	ZA	ZB	ZC	ZD			F-34-1	11	
17	MARK, R. WING	64214-KWF-900	ZA	ZB	ZC	ZD			F-34-1	10	
18	MARK, RR. FENDER	80121-KWF-900	ZA	ZA	ZA	ZA			F-34-1	12	
19	MARK, SIDE COVER	83710-KWF-900	ZA	ZA	ZA	ZA			F-34-1	13	
20	MARK, WINDSCREEN	64108-KWF-900	ZA	ZA	ZA	ZA			F-34-1	5	
21	PANEL COMP., RR. BRAKE	43100-KTE-950	ZA	ZA	ZA	ZA			F-12	4	
22	PIPE COMP., STEERING HANDLE	53100-KWF-900	ZA	ZA	ZA	ZA			F-5-1	5	
23	SCREEN SET, WIND	64100-KWF-900	ZA	ZA	ZA	ZA			F-31-1	8	
24	STRIPE A, L. FR. COWL	64207-KWF-930	ZA	ZB	ZB	ZB			F-34-1	7	
25	STRIPE A, L. FUEL TANK	17508-KWF-930	ZA	ZB	ZB	ZB			F-34-1	2	
26	STRIPE A, R. FR. COWL	64206-KWF-930	ZA	ZB	ZB	ZB			F-34-1	6	
27	STRIPE A, R. FUEL TANK	17507-KWF-930	ZA	ZB	ZB	ZB			F-34-1	1	

OK.

CBF125M (CBF125M9).....M2ID

No.	MODEL		CBF125M9							
	COLOR		Black	Sports red	Space silver metallic	Pearl flash yellow	Applicable model		Applicable block No.	Ref.No.
	CODE		NH-1	R-321	NH-B06M	Y-163P				
	Name of colored parts	Basic part No.	NH1	R321	NHB06	Y163	Initial applicable model	Final applicable model		
28	STRIPE B, L. FR. COWL	64209-KWF-930	ZA	ZB	ZC	ZD			F-34-1	9
29	STRIPE B, L. FUEL TANK	17516-KWF-930	ZA	ZB	ZB	ZB			F-34-1	4
30	STRIPE B, R. FR. COWL	64208-KWF-930	ZA	ZB	ZC	ZD			F-34-1	8
31	STRIPE B, R. FUEL TANK	17515-KWF-930	ZA	ZB	ZB	ZB			F-34-1	3
32	TANK SET, FUEL	17520-KWF-930	ZF	ZG	ZE	ZH			F-14-1	8

CBF125M (CBF125M9).....M3ID

No.	MODEL		CBF125M9					
	COLOR		Candy glory red-U	Space silver metallic	Applicable model		Applicable block No.	Ref.No.
	CODE		R-101C-U	NH-B06M	Initial applicable model	Final applicable model		
	Name of colored parts	Basic part No.	R101	NHB06				
1	BOX ASSY., SPEEDOMETER GEAR	44800-KWF-930	ZA	ZA			F-11-3	8
2	CAP, COCK HOLE	83650-KWF-950	ZA	ZA			F-17-1	7
3	COVER SET, L. SIDE	83800-KWF-960	ZA	ZA			F-17-1	10
4	COVER SET, R. SIDE	83700-KWF-960	ZA	ZA			F-17-1	9
5	COVER SET, RR. FENDER	80120-KWF-900	ZA	ZA			F-25-1	5
6	COWL SET, L. FR.	64202-KWF-960	ZB	ZA			F-31-2	4
7	COWL SET, R. FR.	64201-KWF-960	ZB	ZA			F-31-2	3
8	COWL, FR.	61301-KWF-900	ZA	ZA			F-31-1	1
9	COWL, RR. LOWER	77210-KWF-900	ZF	ZF			F-16-1	2
10	COWL, RR. UPPER	77230-KWF-900	ZF	ZD			F-16-1	3
11	FENDER, FR.	61100-KWF-900	ZK	ZH			F-7	2
12	GRIP, RR.	50400-KWF-900	ZK	ZH			F-15-1	1
13	HOLDER, HANDLE UPPER	53131-KWF-900	ZA	ZA			F-5-1	8
14	LID, TAILLIGHT	77240-KWF-900	ZE	ZC			F-16-1	4
15	MARK, FR. COWL	64210-KWF-960	ZA	ZB			F-34-3	2
16	MARK, L. WING	64215-KWF-900	-	ZC			F-34-3	4
17	MARK, L. WING	64215-KWF-960	ZA	-			F-34-3	4
18	MARK, R. WING	64214-KWF-900	-	ZC			F-34-3	3
19	MARK, R. WING	64214-KWF-960	ZA	-			F-34-3	3
20	MARK, RR. FENDER	80121-KWF-900	ZA	ZA			F-34-3	5
21	MARK, WINDSCREEN	64108-KWF-900	ZA	ZA			F-34-3	1
22	PANEL COMP., RR. BRAKE	43100-KTE-950	ZA	ZA			F-12	4
23	PIPE, STEERING HANDLE	53100-KWF-960	ZA	ZA			F-5-1	5
24	SCREEN SET, WIND	64100-KWF-900	ZA	ZA			F-31-1	8
25	TANK SET, FUEL	17500-KWF-960	ZA	ZA			F-14-2	6

CBF125C (CBF125C9).....CID

CBF125MC (CBF125MC9).....MCID

No.	MODEL		CBF125C9/CBF125MC9								
	COLOR		Black	Black	Vibrant blue metallic	Geny gray metallic	Sports red	Applicable model		Applicable block No.	Ref.No.
	CODE		NH-1	NH-1	PB-374M	NH-A04M	R-321				
	Name of colored parts	Basic part No.	NH1	NH1K	PB374	NHA04	R321	Initial applicable model	Final applicable model		
1	CASE, UNDER HALF DRIVE CHAIN	40520-KTE-910	ZA	ZA	ZA	ZA	ZA			F-23	2
2	CASE, UPPER HALF DRIVE CHAIN	40510-KTE-910	ZA	ZA	ZA	ZA	ZA			F-23	1
3	COVER SET, L. SIDE	83600-KTE-850	ZA	ZB	ZC	ZD	ZE			F-17	4
4	COVER SET, R. SIDE	83500-KTE-850	ZA	ZB	ZC	ZD	ZE			F-17	1
5	COWL SET, L. RR.	77270-KTE-850	ZA	ZB	ZC	ZD	ZE			F-16	3
6	COWL SET, R. RR.	77260-KTE-850	ZA	ZB	ZC	ZD	ZE			F-16	2
7	COWL SET, RR. CENTER	77280-KTE-950	ZB	ZB	ZC	ZA	ZE			F-16	4
8	FENDER, FR.	61100-KTE-910	ZB	ZB	ZK	ZA	ZL			F-7	2
9	GRIP, RR.	50400-KTE-950	ZA	ZA	ZA	ZA	ZA			F-15	14
10	MARK, FR. VISOR	61308-KTE-950	ZA	ZA	ZA	ZA	ZA			F-34-2	7
11	MARK, L. FUEL TANK WING	17522-KTE-850	ZA	ZB	-	-	ZC			F-34-2	4
12	MARK, L. FUEL TANK WING	17522-KTE-950	-	-	ZC	ZD	-			F-34-2	4
13	MARK, R. FUEL TANK WING	17521-KTE-850	ZA	ZB	-	-	ZC			F-34-2	3
14	MARK, R. FUEL TANK WING	17521-KTE-950	-	-	ZC	ZD	-			F-34-2	3
15	MARK, RR. CENTER COWL	77228-KTE-950	ZA	ZA	ZA	ZA	ZA			F-34-2	8
16	PANEL COMP., RR. BRAKE	43100-KTE-950	ZA	ZA	ZA	ZA	ZA			F-12	4
17	PANEL SUB COMP., FR. BRAKE	45010-KTE-950	ZA	ZA	ZA	ZA	ZA			F-9	4
18	STRIPE A, L. SIDE COVER	83603-KTE-850	ZA	ZB	ZC	ZD	ZE			F-34-2	10
19	STRIPE A, R. SIDE COVER	83503-KTE-850	ZA	ZB	ZC	ZD	ZE			F-34-2	9
20	STRIPE B, L. SIDE COVER	83710-KTE-850	ZA	ZB	ZC	ZD	ZE			F-34-2	12
21	STRIPE B, R. SIDE COVER	83610-KTE-850	ZA	ZB	ZC	ZD	ZE			F-34-2	11
22	STRIPE, L. FR. VISOR	61307-KTE-850	ZA	ZB	ZC	ZD	ZE			F-34-2	6
23	STRIPE, L. FUEL TANK	17508-KTE-850	ZA	ZB	ZC	ZD	ZE			F-34-2	2
24	STRIPE, L. RR. COWL	87117-KTE-850	ZA	ZB	ZC	ZD	ZE			F-34-2	14
25	STRIPE, R. FR. VISOR	61306-KTE-850	ZA	ZB	ZC	ZD	ZE			F-34-2	5
26	STRIPE, R. FUEL TANK	17507-KTE-850	ZA	ZB	ZC	ZD	ZE			F-34-2	1

CBF125C (CBF125C₉).....CID
 CBF125MC (CBF125MC₉).....MCID

No.	MODEL		CBF125C ₉ /CBF125MC ₉								
	COLOR		Black	Black	Vibrant blue metallic	Geny gray metallic	Sports red	Applicable model		Applicable block No.	Ref.No.
	CODE		NH-1	NH-1	PB-374M	NH-A04M	R-321				
	Name of colored parts	Basic part No.	NH1	NH1K	PB374	NHA04	R321	Initial applicable model	Final applicable model		
27	STRIPE, R. RR. COWL	87116-KTE-850	ZA	ZB	ZC	ZD	ZE			F-34-2	13
28	TANK ASSY., FUEL	17500-KTE-850	ZA	ZB	ZC	ZD	ZE			F-14	2
29	VISOR SET, FR.	61300-KTE-850	ZA	ZB	ZC	ZD	ZE			F-31	1

CBF125C (CBF125C9).....C2ID

CBF125MC (CBF125MC9).....MC2ID

No.	MODEL		CBF125C9/CBF125MC9								
	COLOR		Black	Black	Vibrant blue metallic	Geny gray metallic	Sports red	Applicable model		Applicable block No.	Ref.No.
	CODE		NH-1	NH-1	PB-374M	NH-A04M	R-321	Initial applicable model	Final applicable model		
	Name of colored parts	Basic part No.	NH1	NH1K	PB374	NHA04	R321				
1	CASE, UNDER HALF DRIVE CHAIN	40520-KTE-910	ZA	ZA	ZA	ZA	ZA			F-23	2
2	CASE, UPPER HALF DRIVE CHAIN	40510-KTE-910	ZA	ZA	ZA	ZA	ZA			F-23	1
3	COVER SET, L. SIDE	83600-KTE-850	ZA	ZB	ZC	ZD	ZE			F-17	4
4	COVER SET, R. SIDE	83500-KTE-850	ZA	ZB	ZC	ZD	ZE			F-17	1
5	COWL SET, L. RR.	77270-KTE-850	ZA	ZB	ZC	ZD	ZE			F-16	3
6	COWL SET, R. RR.	77260-KTE-850	ZA	ZB	ZC	ZD	ZE			F-16	2
7	COWL SET, RR. CENTER	77280-KTE-950	ZB	ZB	ZC	ZA	ZE			F-16	4
8	FENDER, FR.	61100-KTE-910	ZB	ZB	ZK	ZA	ZL			F-7	2
9	GRIP, RR.	50400-KTE-950	ZA	ZA	ZA	ZA	ZA			F-15	14
10	MARK, FR. VISOR	61308-KTE-950	ZA	ZA	ZA	ZA	ZA			F-34-2	7
11	MARK, L. FUEL TANK WING	17522-KTE-850	ZA	ZB	-	-	ZC			F-34-2	4
12	MARK, L. FUEL TANK WING	17522-KTE-950	-	-	ZC	ZD	-			F-34-2	4
13	MARK, R. FUEL TANK WING	17521-KTE-850	ZA	ZB	-	-	ZC			F-34-2	3
14	MARK, R. FUEL TANK WING	17521-KTE-950	-	-	ZC	ZD	-			F-34-2	3
15	MARK, RR. CENTER COWL	77228-KTE-950	ZA	ZA	ZA	ZA	ZA			F-34-2	8
16	PANEL COMP., RR. BRAKE	43100-KTE-950	ZA	ZA	ZA	ZA	ZA			F-12	4
17	STRIPE A, L. SIDE COVER	83603-KTE-850	ZA	ZB	ZC	ZD	ZE			F-34-2	10
18	STRIPE A, R. SIDE COVER	83503-KTE-850	ZA	ZB	ZC	ZD	ZE			F-34-2	9
19	STRIPE B, L. SIDE COVER	83710-KTE-850	ZA	ZB	ZC	ZD	ZE			F-34-2	12
20	STRIPE B, R. SIDE COVER	83610-KTE-850	ZA	ZB	ZC	ZD	ZE			F-34-2	11
21	STRIPE, L. FR. VISOR	61307-KTE-850	ZA	ZB	ZC	ZD	ZE			F-34-2	6
22	STRIPE, L. FUEL TANK	17508-KTE-850	ZA	ZB	ZC	ZD	ZE			F-34-2	2
23	STRIPE, L. RR. COWL	87117-KTE-850	ZA	ZB	ZC	ZD	ZE			F-34-2	14
24	STRIPE, R. FR. VISOR	61306-KTE-850	ZA	ZB	ZC	ZD	ZE			F-34-2	5
25	STRIPE, R. FUEL TANK	17507-KTE-850	ZA	ZB	ZC	ZD	ZE			F-34-2	1
26	STRIPE, R. RR. COWL	87116-KTE-850	ZA	ZB	ZC	ZD	ZE			F-34-2	13
27	TANK ASSY., FUEL	17500-KTE-850	ZA	ZB	ZC	ZD	ZE			F-14	2
28	VISOR SET, FR.	61300-KTE-850	ZA	ZB	ZC	ZD	ZE			F-31	1

CBF125M (CBF125MA).....MID

No.	MODEL		CBF125MA							Applicable block No.	Ref.No.
	COLOR		Heavy gray metallic-U	Sports red	Space silver metallic	Pearl sports yellow	Applicable model				
	CODE		NH-194M-U	R-321	NH-B06M	Y-206P	Initial applicable model	Final applicable model			
	Name of colored parts	Basic part No.	NH194	R321	NHB06	Y206					
1	COVER SET, L. SIDE	83800-KWF-900	ZB	ZB	ZB	ZB			F-17-1	3	
2	COVER SET, R. SIDE	83700-KWF-900	ZB	ZB	ZB	ZB			F-17-1	2	
3	COVER SET, RR. FENDER	80120-KWF-900	ZA	ZA	ZA	ZA			F-25-1	5	
4	COWL SET, FR.	61300-KWF-840	ZE	ZF	ZG	ZH			F-31-1	1	
5	COWL SET, L. FR.	64202-KWF-840	ZA	ZB	ZC	ZD			F-31-2	4	
6	COWL SET, R. FR.	64201-KWF-840	ZA	ZB	ZC	ZD			F-31-2	3	
7	COWL SET, RR. LOWER	77211-KWF-840	ZE	ZF	ZG	ZH			F-16-1	2	
8	COWL, L. UNDER	64400-KWF-840	ZB	ZC	ZA	ZD			F-31-3	5	
9	COWL, R. UNDER	64300-KWF-840	ZB	ZC	ZA	ZD			F-31-3	4	
10	COWL, RR. UPPER	77230-KWF-900	ZB	ZC	ZD	ZG			F-16-1	3	
11	FENDER, FR.	61100-KWF-900	ZM	ZG	ZH	ZL			F-7	2	
12	GRIP, RR.	50400-KWF-900	ZM	ZG	ZH	ZL			F-15-1	1	
13	HOLDER, HANDLE UPPER	53131-KWF-900	ZA	ZA	ZA	ZA			F-5-1	8	
14	HOLDER, L. STEP	50702-KWF-840	ZA	ZA	ZA	ZA			F-21-1	7	
15	HOLDER, R. STEP	50701-KWF-840	ZA	ZA	ZA	ZA			F-21-1	6	
16	LID, TAILLIGHT	77240-KWF-900	ZG	ZB	ZC	ZF			F-16-1	4	
17	MARK, L. WING	64215-KWF-840	ZA	-	-	-			F-34-4	13	
18	MARK, L. WING	64215-KWF-900	-	ZB	ZC	ZD			F-34-4	13	
19	MARK, R. WING	64214-KWF-840	ZA	-	-	-			F-34-4	12	
20	MARK, R. WING	64214-KWF-900	-	ZB	ZC	ZD			F-34-4	12	
21	MARK, RR. FENDER	80121-KWF-900	ZA	ZA	ZA	ZA			F-34-4	16	
22	MARK, SIDE COVER	83710-KWF-900	ZA	ZA	ZA	ZA			F-34-4	17	
23	MARK, WINDSCREEN	64108-KWF-900	ZA	ZA	ZA	ZA			F-34-4	7	
24	PANEL COMP., RR. BRAKE	43100-KTE-950	ZA	ZA	ZA	ZA			F-12	4	
25	PANEL SUB COMP., FR. BRAKE	45010-KWF-900	ZA	ZA	ZA	ZA			F-9	4	
26	PIPE COMP., STEERING HANDLE	53100-KWF-840	ZA	ZA	ZA	ZA			F-5-1	5	
27	SCREEN SET, WIND	64100-KWF-900	ZA	ZA	ZA	ZA			F-31-1	8	
28	STRIPE A, L. FR. COWL	64207-KWF-840	ZA	ZB	ZC	ZD			F-34-4	9	
29	STRIPE A, L. FUEL TANK	17508-KWF-840	ZA	ZB	ZC	ZD			F-34-4	2	
30	STRIPE A, R. FR. COWL	64206-KWF-840	ZA	ZB	ZC	ZD			F-34-4	8	

CBF125M (CBF125Ma).....MID

No.	MODEL		CBF125MA							Applicable block No.	Ref.No.
	COLOR		Heavy gray metallic-U	Sports red	Space silver metallic	Pearl sports yellow	Applicable model				
	CODE		NH-194M-U	R-321	NH-B06M	Y-206P	Initial applicable model	Final applicable model			
	Name of colored parts	Basic part No.	NH194	R321	NHB06	Y206					
31	STRIPE A, R. FUEL TANK	17507-KWF-840	ZA	ZB	ZC	ZD			F-34-4	1	
32	STRIPE B, L. FR. COWL	64209-KWF-840	ZA	ZB	ZC	ZD			F-34-4	11	
33	STRIPE B, L. FUEL TANK	17516-KWF-840	ZA	ZB	ZC	ZD			F-34-4	4	
34	STRIPE B, R. FR. COWL	64208-KWF-840	ZA	ZB	ZC	ZD			F-34-4	10	
35	STRIPE B, R. FUEL TANK	17515-KWF-840	ZA	ZB	ZC	ZD			F-34-4	3	
36	STRIPE, L. FR. COWL	61306-KWF-840	ZA	ZB	ZC	ZD			F-34-4	6	
37	STRIPE, L. RR. LOWER COWL	77216-KWF-840	ZA	ZB	ZC	ZD			F-34-4	15	
38	STRIPE, R. FR. COWL	61305-KWF-840	ZA	ZB	ZC	ZD			F-34-4	5	
39	STRIPE, R. RR. LOWER COWL	77215-KWF-840	ZA	ZB	ZC	ZD			F-34-4	14	
40	TANK SET, FUEL	17520-KWF-840	ZE	ZF	ZG	ZH			F-14-1	8	

CBF125M (CBF125MA).....M2ID

New

No.	MODEL		CBF125MA							Applicable block No.	Ref.No.
	COLOR		Heavy gray metallic-U	Sports red	Space silver metallic	Pearl sports yellow	Applicable model				
	CODE		NH-194M-U	R-321	NH-B06M	Y-206P					
	Name of colored parts	Basic part No.	NH194	R321	NHB06	Y206	Initial applicable model	Final applicable model			
1	BOX ASSY., SPEEDOMETER GEAR	44800-KWF-930	ZA	ZA	ZA	ZA			F-11-3	8	
2	COVER SET, L. SIDE	83800-KWF-900	ZB	ZB	ZB	ZB			F-17-1	3	
3	COVER SET, R. SIDE	83700-KWF-900	ZB	ZB	ZB	ZB			F-17-1	2	
4	COVER SET, RR. FENDER	80120-KWF-900	ZA	ZA	ZA	ZA			F-25-1	5	
5	COWL SET, FR.	61300-KWF-840	ZE	ZF	ZG	ZH			F-31-1	1	
6	COWL SET, L. FR.	64202-KWF-840	ZA	ZB	ZC	ZD			F-31-2	4	
7	COWL SET, R. FR.	64201-KWF-840	ZA	ZB	ZC	ZD			F-31-2	3	
8	COWL SET, RR. LOWER	77211-KWF-840	ZE	ZF	ZG	ZH			F-16-1	2	
9	COWL, L. UNDER	64400-KWF-840	ZB	ZC	ZA	ZD			F-31-3	5	
10	COWL, R. UNDER	64300-KWF-840	ZB	ZC	ZA	ZD			F-31-3	4	
11	COWL, RR. UPPER	77230-KWF-900	ZB	ZC	ZD	ZG			F-16-1	3	
12	FENDER, FR.	61100-KWF-900	ZM	ZG	ZH	ZL			F-7	2	
13	GRIP, RR.	50400-KWF-900	ZM	ZG	ZH	ZL			F-15-1	1	
14	HOLDER, HANDLE UPPER	53131-KWF-900	ZA	ZA	ZA	ZA			F-5-1	8	
15	HOLDER, L. STEP	50702-KWF-840	ZA	ZA	ZA	ZA			F-21-1	7	
16	HOLDER, R. STEP	50701-KWF-840	ZA	ZA	ZA	ZA			F-21-1	6	
17	LID, TAILLIGHT	77240-KWF-900	ZG	ZB	ZC	ZF			F-16-1	4	
18	MARK, L. WING	64215-KWF-840	ZA	-	-	-			F-34-4	13	
19	MARK, L. WING	64215-KWF-900	-	ZB	ZC	ZD			F-34-4	13	
20	MARK, R. WING	64214-KWF-840	ZA	-	-	-			F-34-4	12	
21	MARK, R. WING	64214-KWF-900	-	ZB	ZC	ZD			F-34-4	12	
22	MARK, RR. FENDER	80121-KWF-900	ZA	ZA	ZA	ZA			F-34-4	16	
23	MARK, SIDE COVER	83710-KWF-900	ZA	ZA	ZA	ZA			F-34-4	17	
24	MARK, WINDSCREEN	64108-KWF-900	ZA	ZA	ZA	ZA			F-34-4	7	
25	PANEL COMP., RR. BRAKE	43100-KTE-950	ZA	ZA	ZA	ZA			F-12	4	
26	PIPE COMP., STEERING HANDLE	53100-KWF-840	ZA	ZA	ZA	ZA			F-5-1	5	
27	SCREEN SET, WIND	64100-KWF-900	ZA	ZA	ZA	ZA			F-31-1	8	
28	STRIPE A, L. FR. COWL	64207-KWF-840	ZA	ZB	ZC	ZD			F-34-4	9	
29	STRIPE A, L. FUEL TANK	17508-KWF-840	ZA	ZB	ZC	ZD			F-34-4	2	

CBF125M (CBF125MA).....M2ID

No.	MODEL		CBF125MA							
	COLOR		Heavy gray metallic-U	Sports red	Space silver metallic	Pearl sports yellow	Applicable model		Applicable block No.	Ref.No.
	CODE		NH-194M-U	R-321	NH-B06M	Y-206P	Initial applicable model	Final applicable model		
	Name of colored parts	Basic part No.	NH194	R321	NHB06	Y206				
30	STRIPE A, R. FR. COWL	64206-KWF-840	ZA	ZB	ZC	ZD			F-34-4	8
31	STRIPE A, R. FUEL TANK	17507-KWF-840	ZA	ZB	ZC	ZD			F-34-4	1
32	STRIPE B, L. FR. COWL	64209-KWF-840	ZA	ZB	ZC	ZD			F-34-4	11
33	STRIPE B, L. FUEL TANK	17516-KWF-840	ZA	ZB	ZC	ZD			F-34-4	4
34	STRIPE B, R. FR. COWL	64208-KWF-840	ZA	ZB	ZC	ZD			F-34-4	10
35	STRIPE B, R. FUEL TANK	17515-KWF-840	ZA	ZB	ZC	ZD			F-34-4	3
36	STRIPE, L. FR. COWL	61306-KWF-840	ZA	ZB	ZC	ZD			F-34-4	6
37	STRIPE, L. RR. LOWER COWL	77216-KWF-840	ZA	ZB	ZC	ZD			F-34-4	15
38	STRIPE, R. FR. COWL	61305-KWF-840	ZA	ZB	ZC	ZD			F-34-4	5
39	STRIPE, R. RR. LOWER COWL	77215-KWF-840	ZA	ZB	ZC	ZD			F-34-4	14
40	TANK SET, FUEL	17520-KWF-840	ZE	ZF	ZG	ZH			F-14-1	8

Fuel hose, general purpose hoses and vinyl hose

- The standard part fuel hose, general purpose hose and vinyl hose may be substituted by the coiled bulk part.
- When ordering the standard part fuel hose, general purpose hose and vinyl hose use the bulk part number written in the parts catalogue in brackets () underneath the part name, or use the catalogue below.
(The bulk part standard length is 1 m, however, those displayed in the catalogue < > are available in 3 m and 8 m lengths.)
- When exchanging the hose, cut and use at the specified length as mentioned in the part name.
(For the method of cutting the bulk part, and method of filling out orders etc., please refer to the service manual and the instructions issued with the bulk part.)
- The list below is a catalogue of the standard part numbers and bulk part numbers. Note that those numbers are applicable to the listed replacement parts only.

Fuel hoses/Tubes			
Standard part No.	Bulk part No.	Bulk part	
		Inner diameter (mm)	Length (m)
95001-30xxx-2x	95001-30001-20M	3.0	1
95001-30xxx-3x	95001-30001-30M	3.0	1
95001-30xxx-4x	95001-30001-40M	3.0	1
95001-35xxx-2x	95001-35001-50M	3.5	1
	<95001-35003-50M>		3
95001-35xxx-3x	95001-35001-60M	3.5	1
	<95001-35003-60M>		3
95001-35xxx-4x	95001-35001-60M	3.5	1
	<95001-35003-60M>		3
95001-35xxx-5x	95001-35001-50M	3.5	1
	<95001-35003-50M>		3
95001-35xxx-6x	95001-35001-60M	3.5	1
	<95001-35003-60M>		3
95001-45xxx-2x	95001-45001-50M	4.5	1
	<95001-45003-50M>		3
95001-45xxx-3x	95001-45001-60M	4.5	1
	<95001-45003-60M>		3
	<95001-45008-60M>		8
95001-45xxx-4x	95001-45001-60M	4.5	1
	<95001-45003-60M>		3
	<95001-45008-60M>		8
95001-45xxx-5x	95001-45001-50M	4.5	1
	<95001-45003-50M>		3
95001-45xxx-6x	95001-45001-60M	4.5	1
	<95001-45003-60M>		3
	<95001-45008-60M>		8
95001-55xxx-2x	95001-55001-50M	5.5	1
	<95001-55003-50M>		3
	<95001-55008-50M>		8

Fuel hoses/Tubes			
Standard part No.	Bulk part No.	Bulk part	
		Inner diameter (mm)	Length (m)
95001-55xxx-3x	95001-55001-60M	5.5	1
	<95001-55003-60M>		3
	<95001-55008-60M>		8
95001-55xxx-4x	95001-55001-60M	5.5	1
	<95001-55003-60M>		3
	<95001-55008-60M>		8
95001-55xxx-5x	95001-55001-50M	5.5	1
	<95001-55003-50M>		3
	<95001-55008-50M>		8
95001-55xxx-6x	95001-55001-60M	5.5	1
	<95001-55003-60M>		3
	<95001-55008-60M>		8
95001-75xxx-2x	95001-75001-50M	7.5	1
	<95001-75003-50M>		3
95001-75xxx-3x	95001-75001-60M	7.5	1
	<95001-75003-60M>		3
	<95001-75008-60M>		8
95001-75xxx-4x	95001-75001-60M	7.5	1
	<95001-75003-60M>		3
	<95001-75008-60M>		8
95001-75xxx-5x	95001-75001-50M	7.5	1
	<95001-75003-50M>		3
95001-75xxx-6x	95001-75001-60M	7.5	1
	<95001-75003-60M>		3
	<95001-75008-60M>		8
95001-80xxx-2x	95001-80001-50M	8.0	1
95001-80xxx-3x	95001-80001-60M	8.0	1
95001-80xxx-4x	95001-80001-60M	8.0	1
95001-80xxx-5x	95001-80001-50M	8.0	1
95001-80xxx-6x	95001-80001-60M	8.0	1

Vinyl tube				
Standard part No.	Bulk part No.	Bulk part		
		Inner dia-meter (mm)	Outer dia-meter (mm)	Length (m)
95003-01xxx-3x	95003-01001-60M <95003-01003-60M>	2.9	6.8	1
				3
95003-01xxx-60	95003-01001-60M <95003-01003-60M>	2.9	6.8	1
				3
95003-03xxx-3x	95003-03001-60M <95003-03003-60M>	3.0	6.0	1
				3
95003-03xxx-60	95003-03001-60M <95003-03003-60M>	3.0	6.0	1
				3
95003-05xxx-3x	95003-05001-60M <95003-05003-60M> <95003-05008-60M>	3.5	6.5	1
				3
				8
95003-05xxx-60	95003-05001-60M <95003-05003-60M> <95003-05008-60M>	3.5	6.5	1
				3
				8
95003-07xxx-1x	95003-07001-10M <95003-07003-10M> <95003-07008-10M>	4.0	7.0	1
				3
				8
95003-07xxx-20	95003-07001-10M <95003-07003-10M> <95003-07008-10M>	4.0	7.0	1
				3
				8
95003-07xxx-3x	95003-07001-60M <95003-07003-60M> <95003-07008-60M>	4.0	7.0	1
				3
				8
95003-07xxx-60	95003-07001-60M <95003-07003-60M> <95003-07008-60M>	4.0	7.0	1
				3
				8
95003-07xxx-7x	95003-07001-70M <95003-07003-70M> <95003-07008-70M>	4.0	7.0	1
				3
				8
95003-08xxx-1x	95003-08001-10M <95003-08003-10M> <95003-08008-10M>	4.5	6.5	1
				3
				8
95003-09xxx-3x	95003-09001-60M <95003-09003-60M>	4.5	ø 0	1
				3
95003-09xxx-60	95003-09001-60M <95003-09003-60M>	4.5	8.0	1
				3
95003-10xxx-1x	95003-10001-10M <95003-10003-10M>	5.0	8.0	1
				3
95003-10xxx-20	95003-10001-10M <95003-10003-10M>	5.0	8.0	1
				3
95003-10xxx-3x	95003-10001-60M <95003-10003-60M>	5.0	8.0	1
				3
95003-10xxx-60	95003-10001-60M <95003-10003-60M>	5.0	8.0	1
				3
95003-11xxx-3x	95003-11001-60M <95003-11003-60M> <95003-11008-60M>	5.0	9.0	1
				3
				8
95003-11xxx-60	95003-11001-60M <95003-11003-60M> <95003-11008-60M>	5.0	9.0	1
				3
				8
95003-12xxx-1x	95003-12001-10M <95003-12003-10M> <95003-12008-10M>	5.0	7.0	1
				3
				8
95003-12xxx-20	95003-12001-10M <95003-12003-10M> <95003-12008-10M>	5.0	7.0	1
				3
				8

Vinyl tube				
Standard part No.	Bulk part No.	Bulk part		
		Inner dia-meter (mm)	Outer dia-meter (mm)	Length (m)
95003-14xxx-1x	95003-14001-10M <95003-14003-10M>	6.0	9.0	1
				3
95003-14xxx-20	95003-14001-10M <95003-14003-10M>	6.0	9.0	1
				3
95003-14xxx-3x	95003-14001-60M <95003-14003-60M>	6.0	9.0	1
				3
95003-17xxx-1x	95003-17001-10M <95003-17003-10M>	7.0	9.0	1
				3
95003-19xxx-1x	95003-19001-10M <95003-19003-10M> <95003-19008-10M>	7.0	11.0	1
				3
				8
95003-19xxx-20	95003-19001-10M <95003-19003-10M> <95003-19008-10M>	7.0	11.0	1
				3
				8
95003-19xxx-3x	95003-19001-60M <95003-19003-60M> <95003-19008-60M>	7.0	11.0	1
				3
				8
95003-19xxx-60	95003-19001-60M <95003-19003-60M> <95003-19008-60M>	7.0	11.0	1
				3
				8
95003-21xxx-1x	95003-21001-10M <95003-21003-10M>	8.0	9.0	1
				3
95003-21xxx-20	95003-21001-10M <95003-21003-10M>	8.0	9.0	1
				3
95003-23xxx-1x	95003-23001-10M <95003-23003-10M>	8.0	12.0	1
				3
95003-23xxx-20	95003-23001-10M <95003-23003-10M>	8.0	12.0	1
				3
95003-23xxx-3x	95003-23001-60M <95003-23003-60M> <95003-23008-60M>	8.0	12.0	1
				3
				8
95003-23xxx-60	95003-23001-60M <95003-23003-60M> <95003-23008-60M>	8.0	12.0	1
				3
				8
95003-25xxx-1x	95003-25001-10M <95003-25003-10M>	9.0	11.0	1
				3
95003-25xxx-20	95003-25001-10M <95003-25003-10M>	9.0	11.0	1
				3
95003-25xxx-3x	95003-25001-60M <95003-25003-60M>	9.0	11.0	1
				3
95003-25xxx-7x	95003-25001-70M <95003-25003-70M>	9.0	11.0	1
				3
95003-27xxx-1x	95003-27001-10M <95003-27003-10M>	9.0	13.0	1
				3
95003-27xxx-20	95003-27001-10M <95003-27003-10M>	9.0	13.0	1
				3
95003-27xxx-3x	95003-27001-60M <95003-27003-60M>	9.0	13.0	1
				3
95003-27xxx-60	95003-27001-60M <95003-27003-60M>	9.0	13.0	1
				3
95003-33xxx-1x	95003-33001-10M <95003-33003-10M>	10.0	14.0	1
				3
95003-33xxx-20	95003-33001-10M <95003-33003-10M>	10.0	14.0	1
				3

Vinyl tube				
Standard part No.	Bulk part No.	Bulk part		
		Inner dia-meter (mm)	Outer dia-meter (mm)	Length (m)
95003-36xxx-1x	95003-36001-10M <95003-36003-10M> <95003-36008-10M>	11.0	13.0	1
				3
				8
95003-36xxx-20	95003-36001-10M <95003-36003-10M> <95003-36008-10M>	11.0	13.0	1
				3
				8
95003-37xxx-3x	95003-37001-60M <95003-37003-60M>	11.0	15.0	1
				3
95003-37xxx-60	95003-37001-60M <95003-37003-60M>	11.0	15.0	1
				3
95003-38xxx-1x	95003-38001-10M <95003-38003-10M>	12.0	13.0	1
				3
95003-38xxx-20	95003-38001-10M <95003-38003-10M>	12.0	13.0	1
				3
95003-39xxx-1x	95003-39001-10M <95003-39003-10M>	12.0	14.0	1
				3
95003-39xxx-20	95003-39001-10M <95003-39003-10M>	12.0	14.0	1
				3
95003-40xxx-20	95003-40001-10M <95003-40003-10M>	12.0	16.0	1
				3
95003-40xxx-3x	95003-40001-60M <95003-40003-60M>	12.0	16.0	1
				3
95003-40xxx-60	95003-40001-60M <95003-40003-60M>	12.0	16.0	1
				3
95003-43xxx-1x	95003-43001-10M <95003-43003-10M> <95003-43008-10M>	13.0	15.0	1
				3
				8
95003-43xxx-20	95003-43001-10M <95003-43003-10M> <95003-43008-10M>	13.0	15.0	1
				3
				8
95003-45xxx-1x	95003-45001-10M <95003-45003-10M> <95003-45008-10M>	14.0	18.0	1
				3
				8
95003-45xxx-20	95003-45001-10M <95003-45003-10M> <95003-45008-10M>	14.0	18.0	1
				3
				8
95003-50xxx-1x	95003-50001-10M <95003-50003-10M>	16.0	19.0	1
				3
95003-50xxx-20	95003-50001-10M <95003-50003-10M>	16.0	19.0	1
				3
95003-50xxx-3x	95003-50001-60M <95003-50003-60M>	16.0	19.0	1
				3
95003-55xxx-1x	95003-55001-10M <95003-55003-10M>	17.5	20.5	1
				3
95003-55xxx-20	95003-55001-10M <95003-55003-10M>	17.5	20.5	1
				3
95003-60xxx-1x	95003-60001-10M <95003-60003-10M>	22.0	27.0	1
				3
95003-60xxx-20	95003-60001-10M <95003-60003-10M>	22.0	27.0	1
				3
95003-60xxx-3x	95003-60001-60M <95003-60003-60M>	22.0	27.0	1
				3
95003-60xxx-60	95003-60001-60M <95003-60003-60M>	22.0	27.0	1
				3

General purpose hoses			
Standard part No.	Bulk part No.	Bulk part	
		Inner diameter (mm)	Length (m)
95005-11xxx-3x	95005-11001-30M	11.0	1
95005-11xxx-5x	95005-11001-50M	11.0	1
95005-12xxx-1x	95005-12001-10M <95005-12003-10M>	12.0	1 3
95005-12xxx-2x	95005-12001-20M	12.0	1
95005-12xxx-3x	95005-12001-30M	12.0	1
95005-12xxx-5x	95005-12001-50M	12.0	1
95005-14xxx-1x	95005-14001-10M	14.0	1
95005-14xxx-2x	95005-14001-20M <95005-14003-20M>	14.0	1 3
95005-14xxx-3x	95005-14001-30M	14.0	1
95005-14xxx-5x	95005-14001-50M	14.0	1
95005-17xxx-1x	95005-17001-10M	17.0	1
95005-17xxx-2x	95005-17001-20M	17.0	1
95005-17xxx-3x	95005-17001-30M	17.0	1
95005-17xxx-5x	95005-17001-50M	17.0	1
95005-30xxx-3x	95005-30001-30M	3.0	1
95005-30xxx-5x	95005-30001-50M	3.0	1
95005-35xxx-1x	95005-35001-10M <95005-35003-10M> <95005-35008-10M>	3.5	1 3 8
95005-35xxx-2x	95005-35001-20M	3.5	1
95005-35xxx-3x	95005-35001-30M	3.5	1
95005-35xxx-4x	95005-35001-10M <95005-35003-10M> <95005-35008-10M>	3.5	1 3 8
95005-35xxx-5x	95005-35001-50M	3.5	1
95005-45xxx-1x	95005-45001-10M <95005-45003-10M> <95005-45008-10M>	4.5	1 3 8
95005-45xxx-2x	95005-45001-20M	4.5	1
95005-45xxx-3x	95005-45001-30M	4.5	1

General purpose hoses			
Standard part No.	Bulk part No.	Bulk part	
		Inner diameter (mm)	Length (m)
95005-45xxx-4x	95005-45001-10M <95005-45003-10M> <95005-45008-10M>	4.5	1 3 8
95005-45xxx-5x	95005-45001-50M	4.5	1
95005-50xxx-3x	95005-50001-30M <95005-50003-30M>	5.0	1 3
95005-50xxx-5x	95005-50001-50M	5.0	1
95005-55xxx-1x	95005-55001-10M <95005-55003-10M> <95005-55008-10M>	5.3	1 3 8
95005-55xxx-2x	95005-55001-20M <95005-55003-20M>	5.3	1 3
95005-55xxx-4x	95005-55001-10M <95005-55003-10M> <95005-55008-10M>	5.3	1 3 8
95005-65xxx-1x	95005-65001-10M <95005-65003-10M>	6.5	1 3
95005-65xxx-2x	95005-65001-20M	6.5	1
95005-70xxx-3x	95005-70001-30M <95005-70003-30M>	7.0	1 3
95005-70xxx-5x	95005-70001-50M	7.0	1
95005-75xxx-1x	95005-75001-10M <95005-75003-10M>	7.3	1 3
95005-75xxx-2x	95005-75001-20M	7.3	1
95005-80xxx-1x	95005-80001-10M <95005-80003-10M>	8.0	1 3
95005-80xxx-2x	95005-80001-20M	8.0	1
95005-80xxx-3x	95005-80001-30M	8.0	1
95005-80xxx-5x	95005-80001-50M	8.0	1
95005-91xxx-3x	95005-91001-30M	12.0	1
95005-91xxx-5x	95005-91001-50M	12.0	1
95005-92xxx-3x	95005-92001-30M	12.0	1
95005-92xxx-5x	95005-92001-50M	12.0	1

NOTE: X is displayed to represent the omitted numerals and letters of the roman alphabet.

ⓘ **CAUTION: It is DANGEROUS to confuse the fuel hose with the general purpose hose or vinyl hose.**

Never use a general purpose hose or vinyl hose in place of a fuel hose or vice versa. Always use the correct bulk part in the parts catalogue, according to the service manual or the instructions issued with the bulk part.

• Bulk part number of fuel hose, general purpose hose and vinyl hose.

(Example)

95001-75001-50M

Bulk part number: Refers to the bulk part.

Marking code (hose type): (fuel hose and general purpose hose)

Change code (for added hose): (Vinyl hose)

- Indicates number mark or change sequence, however, the code for the bulk part must be strictly 0 (zero).

Types of code:

- Fuel hose
 - 2: Red outside braid (3 mm inside dia. only)
 - 5: Black inside braid
 - 3: Red (3 mm inside dia. only)
 - 4: Ash gray with red stripe (3 mm inside dia. only)
 - 6: Black

- Vinyl hose
 - 1: Clear
 - 2: Black
 - 3: Light red
 - 6: Light red
 - 7: Pale black

- General hose
 - 1: Ash gray
 - 2: Ash gray
 - 3: Black
 - 5: Black

Lengths: 001: 1 m (standard)
003: 3 m
008: 8 m

I.D code: (fuel hose and general purpose hose)

- | | |
|--------------------|--------------------------------|
| 30: 3.0 mm | 11: 11 mm |
| 35: 3.5 mm | 91: 12 mm (outside dia. 15) mm |
| 45: 4.5 mm | 92: 12 mm (outside dia. 16) mm |
| 50: 5.0 mm | 12: 12 mm (outside dia. 17) mm |
| 55: 5.3 mm, 5.5 mm | 14: 14 mm |
| 65: 6.5 mm | 17: 17 mm |
| 70: 7.0 mm | |
| 75: 7.3 mm, 7.5 mm | |
| 80: 8.0 mm | |

ID./OD. code: (vinyl hose)

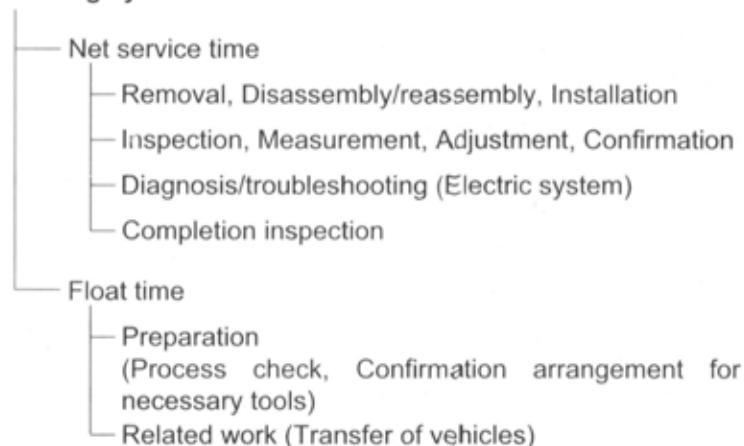
- | | | |
|-------------------------|---------------------------|---------------------------|
| 01: ID. 2.9, OD. 6.8 mm | 14: ID. 6.0, OD. 9.0 mm | 37: ID. 11.0, OD. 15.0 mm |
| 03: ID. 3.0, OD. 6.0 mm | 17: ID. 7.0, OD. 9.0 mm | 38: ID. 12.0, OD. 13.0 mm |
| 05: ID. 3.5, OD. 6.5 mm | 19: ID. 7.0, OD. 11.0 mm | 39: ID. 12.0, OD. 14.0 mm |
| 07: ID. 4.0, OD. 7.0 mm | 21: ID. 8.0, OD. 9.0 mm | 40: ID. 12.0, OD. 16.0 mm |
| 08: ID. 4.5, OD. 6.5 mm | 23: ID. 8.0, OD. 12.0 mm | 43: ID. 13.0, OD. 15.0 mm |
| 09: ID. 4.5, OD. 8.0 mm | 25: ID. 9.0, OD. 11.0 mm | 45: ID. 14.0, OD. 18.0 mm |
| 12: ID. 5.0, OD. 7.0 mm | 27: ID. 9.0, OD. 13.0 mm | 50: ID. 16.0, OD. 19.0 mm |
| 10: ID. 5.0, OD. 8.0 mm | 33: ID. 10.0, OD. 14.0 mm | 55: ID. 17.5, OD. 20.5 mm |
| 11: ID. 5.0, OD. 9.0 mm | 36: ID. 11.0, OD. 13.0 mm | 60: ID. 22.0, OD. 27.0 mm |

Hose type: 1: Fuel hose
3: Vinyl hose
5: General hose

FLAT RATE SERVICE TIME

Flat rate service time (FRT) means the standard time required to service a MC, which is listed in this manual to help the dealers control the actual working process and calculate the service charge by using it as a guide.

FRT setting system



* Float time is set by multiplying the net service time by a given coefficient.

Editorial style

The service items shown in the text are listed with the exchange work time for the repair sales parts as the subject. Other representative service items not using repair parts (removal/installation, adjustment, inspection/measuring, and other work) are listed collectively in the list in the preface, classified according to the work.

FRT setting standard

- Decimal system (in unit of 0.1) is adopted to set FRT as it is convenient to calculate the wage.
Example: (0.1) → 6 minutes, (0.2) → 12 minutes
[Labor cost per hour] x [FRT] = [Wage]
- FRT is set with a hand tool.
- Service items and FRT can be subject to change depending on development of tools and service equipment and improvement in service procedure.

Work procedure

- As the work procedure is set with the work time according to the method in the separate Service Manual, refer to this Manual as required.
- Work methods permitting servicing in the shortest time still permitting assurance of safe work and product warranty are used for the setting of service items not listed in the Service Manual.
- Work basically is to be performed by one person, and when two or more people are required, setting is done as the total time for the number of people.
- The set value for the technological level of the workers uses a person with three years of experience in the repair of Honda vehicles as the standard.
- Special tools and service equipment used to set FRT are those specified or recommended in Service Manual.

Service item whose FRT is not presented

- Accessories and service parts that are not listed to use in this manual.
- Locations with little aging deterioration or breakage during normal use.
- Service work that can be finished by one touch.
- Service work that is seldom done (i.e. extremely small causes of trouble and service frequency).
- * When FRT is not presented, please calculate wages based on appropriate actual work time

Operation not included of FRT

- Oil and coolant water draining, Waiting time for warming up operation and etc..
- Additional operation that involves removal/installation of standard exterior equipment.
- Indirect time spent for service by visiting the customer, trade-in, and delivery of a MC.
- Indirect time required for ordering and delivery of parts.
- Cost for grease, adhesive agent, etc. used for service work.

Explanation of FRT by using an example
(The example may differ from the actual presented items)

Ref. No.	L.O.N.	(Relative ref. Number) Description	F.R.T.
①	111118	(1, 3, 4, 7) CAMSHAFT 4.5	②
③	111118A	⑥ • Includes: Valve clearance adjustment Replace rocker arm add 1.0	⑤

- ① Reference No. of the illustration of part that shows location of the replacement work.
- ② FRT is an abbreviation of Flat Rate Time indicating the standard service time required for the replacement.
- ③ LON is an abbreviation of Labor Operation Number, and it is a classification of the service items by the work unit code.

The same operation code is used regardless of the models.

Standard operation is indicated with 6 digits code, and additional operation is indicated with 7 digits code.

- ④ Indicating the camshaft replacement and FRT4.5.
- ⑤ Indicating FRT1.0 that will be added when additional operation (replace rocker arm) is done in association with camshaft replacement.

- ⑥ Indicating work contents that are included in the service item.
- ⑦ Indicating a reference No. whose operation and time are the same as FRT4.5 for the camshaft.

(The application range is limited to the service items without an LON setting within a same block.)

How to refer to the service item by using the sample
(camshaft replacement)

Open to the page of the block where the camshaft's spare part illustration is shown.



Look for the camshaft illustration, and refer to the service item and FRT that agree with the reference No.

Indication mark for the listing of service items that continues to the following page


Ref. No.	L.O.N.	(Relative ref. Number) Description	F.R.T.
2	111118	CAMSHAFT	4.5
	.	.	.
	.	.	.

+
Mark indicated at the last line.

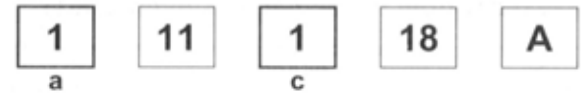
Indication of the block with no setting of FRT

Ref. No.	L.O.N.	(Relative ref. Number) Description	F.R.T.
NO INFORMATION			

• LON code system



- a) Category code..... Engine
- b) Location/function code Engine upper
- c) Operation code..... Replace
- d) Operation sequence number (Unit code can be shown with alphabet)
..... camshaft
(No regular rule of code)
- e) Additional code replace rocker arm
(No regular rule of code)



a) Category codes and classification

Code	Category
1	Engine
2	Transmission
3	Fuel & Exhaust
4	Frame & Body
5	Steering/Suspension
6	Electrical
7	Wheels/Brakes
8	Controls/instrument
9	-
0	-

c) Operation codes and classification

Code	Operation category
1	Replace, Removal/Installation, Change
2	Overhaul
3	Adjust, Balance
4	(Paint-related work: Top-coat)
5	Test, Inspect/diagnose, Measurement, Check
6	(Overhaul-related work: Rebore)
7	(Overhaul-related work: Reseal)
8	(Resurface)
9	(Paint-related work: Refinish)
0	Repair, Cleaning, Air bleeding

Major service items without using spare parts

(1) Removal/Installation, (2) Adjustment,
(3) Inspection/M Measurement, (4) Overhaul, (5) Other work

E: Engine, F: Frame

* OPERATIONS OTHER THAN REPLACING PARTS

(1) Removal and installation

Set for the configuration with the parts removed from the vehicle.

	LON	DESCRIPTION	FRT
E	1101E5	TILTING ENGINE ASSEMBLY-REMOVAL/INSTALLATION INCLUDES: All necessary adjustment	1.7
	1101Q0	TILTING ENGINE ASSEMBLY-REMOVAL/INSTALLATION(A) INCLUDES: All necessary adjustment NOTE: PGM-FI type	1.8
	1101U1	TILTING ENGINE ASSEMBLY-REMOVAL/INSTALLATION(B) INCLUDES: All necessary adjustment NOTE: '10 model	1.9
	1111K0	CYLINDER HEAD ASSEMBLY-REMOVAL/INSTALLATION	1.4
	3111D6	CARBURETOR ASSEMBLY-REMOVAL/INSTALLATION	0.4
	3111D5	THROTTLE BODY ASSEMBLY-REMOVAL/INSTALLATION	0.3
	1101E6	CRANKCASE SEPARATION INCLUDES: Engine removal and installation	3.5
	1101Q1	CRANKCASE SEPARATION(A) INCLUDES: Engine removal and installation NOTE: PGM-FI type	3.6
	1101V2	CRANKCASE SEPARATION(B) INCLUDES: Engine removal and installation NOTE: '10 model	3.7

(2) Adjustment

	LON	DESCRIPTION	FRT
E	3113A0	CARBURETOR IDLE-ADJUSTMENT	0.1

E	2123A0	CLUTCH-ADJUSTMENT INCLUDES: Clutch lever adjustment	0.1
	6143A1	SPARK PLUG-ADJUSTMENT/CLEANING	0.1
	1113A0	VALVE CLEARANCE-ADJUSTMENT NOTE: For 1 vehicle	0.4
F	6163A0	HEADLIGHT-AIMING	0.1
	2133A0	DRIVE CHAIN-ADJUSTMENT	0.1
	7113A0	FRONT BRAKE-ADJUSTMENT EXCLUDES: Front brake shoe adjustment	0.1
	7113A1	REAR BRAKE-ADJUSTMENT EXCLUDES: Rear brake shoe adjustment	0.1
	3113A3	THROTTLE OPERATION-ADJUSTMENT	0.1

(3) Inspection, Measurement

	LON	DESCRIPTION	FRT
E	1115A0	COMPRESSION PRESSURE-MEASUREMENT	0.1
	3115A0	CARBURETOR FLOAT LEVEL-MEASUREMENT	0.5
	6145A0	IGNITION TIMING-INSPECTION	0.2
	1135A0	ENGINE OIL-INSPECTION EXCLUDES: Oil change	0.1
F	7115A0	BRAKE OPERATION-TEST	0.1
	6105A0	BATTERY-CHECKING OF ELECTROLYTE LEVEL & CHARGE	0.2

(4) Overhaul

Work condition: The required Measurements, inspections, adjustments, and cleaning/washing of each part are performed, including the main body removal/installation work and the replacement of defective parts.

	LON	DESCRIPTION	FRT
E	311200	CARBURETOR-OVERHAUL INCLUDES: All necessary adjustment	0.7

(5) Other work

	LON	DESCRIPTION	FRT
E	1130A1	OIL FILTER SCREEN-CLEANING	0.7
	1130A6	OIL FILTER SCREEN-CLEANING(A) NOTE: '10 model NOTE: PGM-FI type	0.6
F	3120A0	CLEANER ELEMENT-CLEANING	0.2
	7110A0	FRONT BRAKE-AIR BLEEDING	0.2

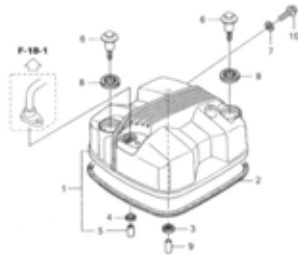
ENGINE GROUP

D 5

E-1

CYLINDER HEAD COVER (CARBURETOR)

E 1

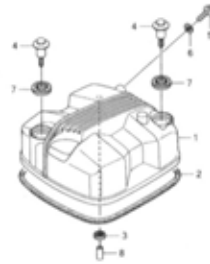


KYB00000A

E-1-1

CYLINDER HEAD COVER (THROTTLE BODY)

E 2

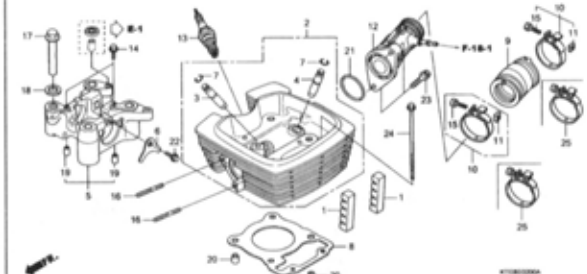


KYB00001A

E-2

CYLINDER HEAD (CARBURETOR)

E 3

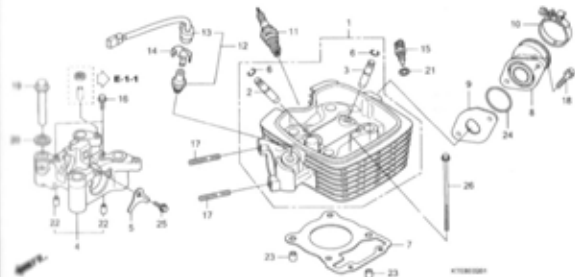


KYB00000A

E-2-1

CYLINDER HEAD (THROTTLE BODY)

E 6

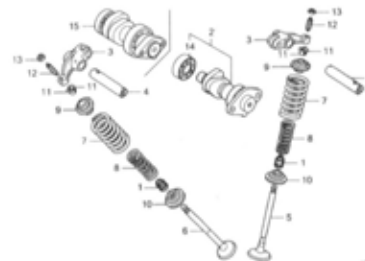


KYB00001A

E-3

CAMSHAFT/VALVE

E 8

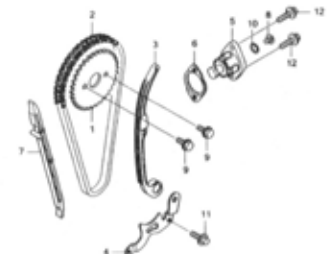


KYB00000A

E-4

CAM CHAIN/TENSIONER

E 9

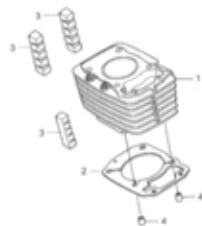


KYB00000A

E-5

CYLINDER

E11

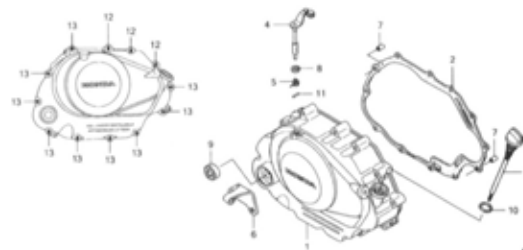


KYB00000A

E-6

RIGHT CRANKCASE COVER

E12

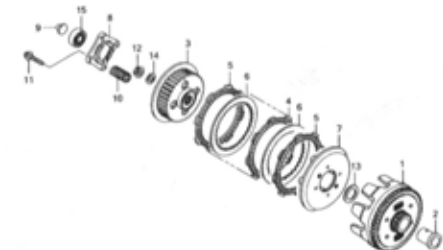


KYB00000A

E-7

CLUTCH

E14



KYB00000A

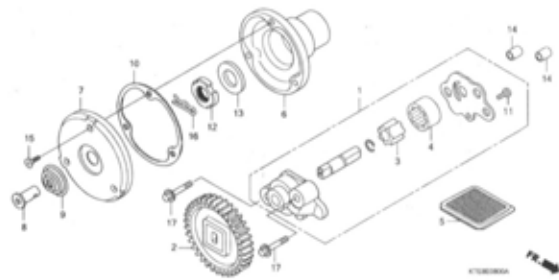
ENGINE GROUP

D 6

E-8

OIL PUMP

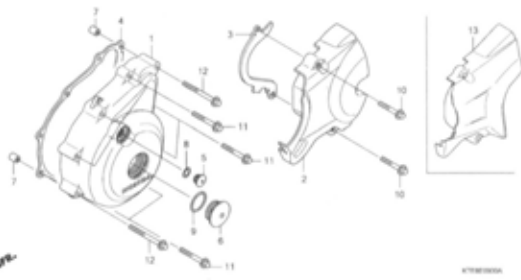
E16



E-9

LEFT CRANKCASE COVER

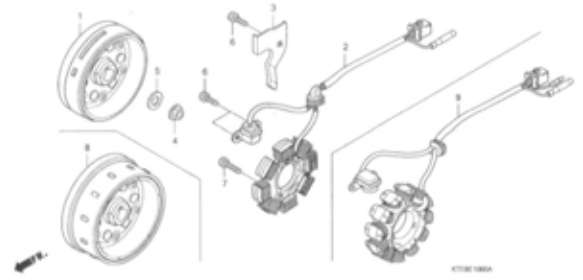
F 1



E-10

GENERATOR

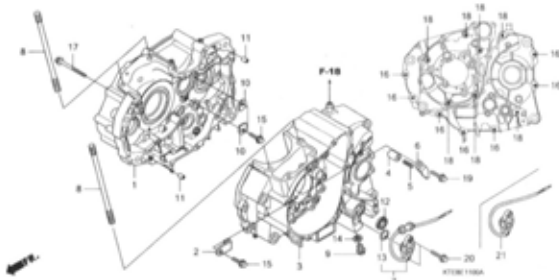
F 3



E-11

CRANKCASE

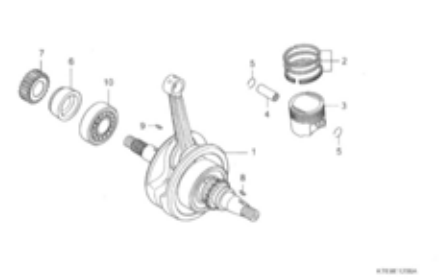
F 4



E-12

CRANKSHAFT/PISTON

F 6



E-13

TRANSMISSION(CBF1256/M7/C9/MC9)

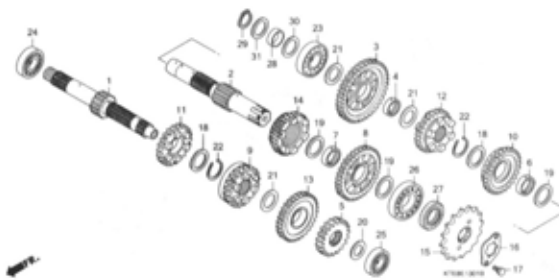
F 7



E-13-1

TRANSMISSION(CBF1259/M9/MA)

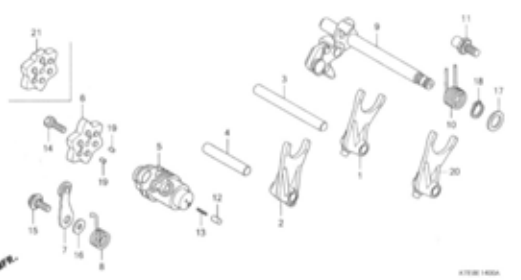
F10



E-14

GEARSHIFT DRUM

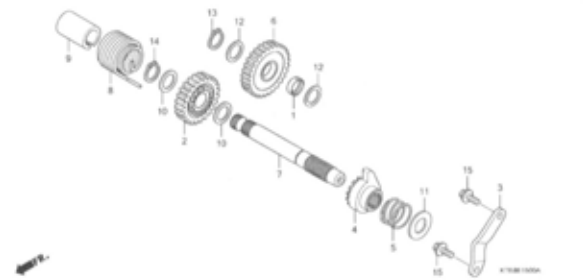
F14



E-15

KICK STARTER SPINDLE

F16



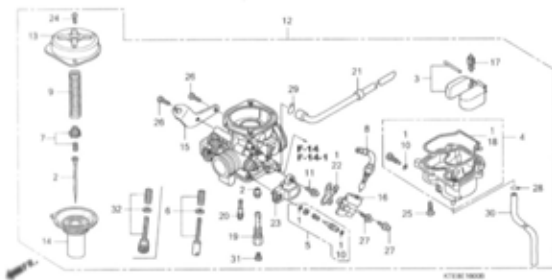
ENGINE GROUP

D 7

E-16

CARBURETOR

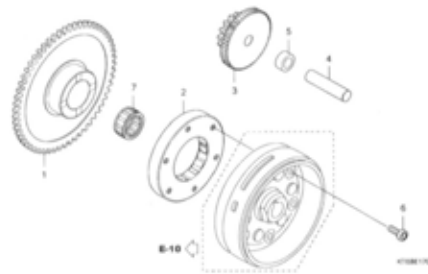
G 2



E-17

STARTING CLUTCH

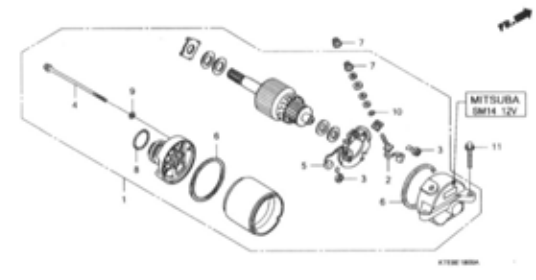
G 5



E-18

STARTING MOTOR (MITSUBA SM14)

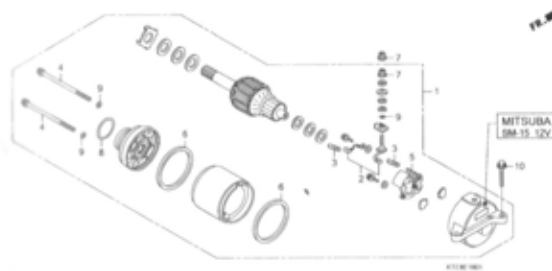
G 6



E-18-1

STARTING MOTOR (MITSUBA SM-15)

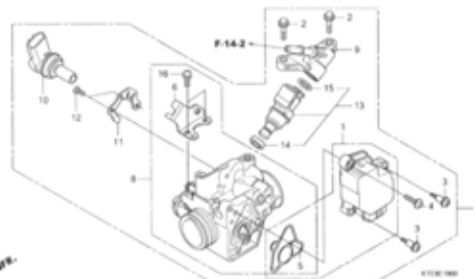
G 7



E-19

THROTTLE BODY

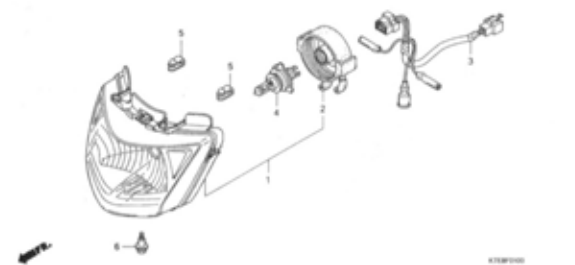
G 8



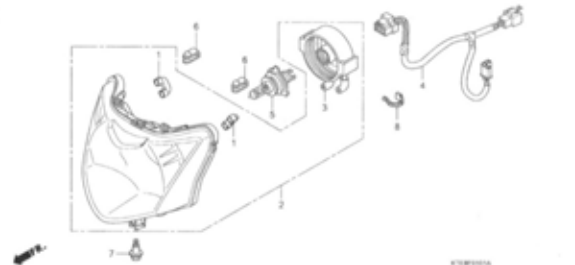
FRAME GROUP

D 8

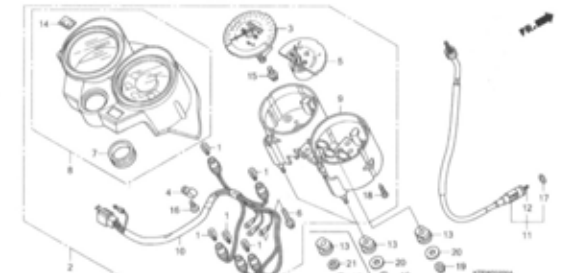
F-1 HEADLIGHT(CBF1256/M7/C9/MC9) **H 1**



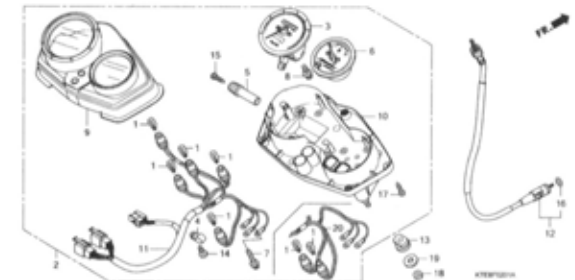
F-1-1 HEADLIGHT(CBF1259/M9/MA) **H 2**



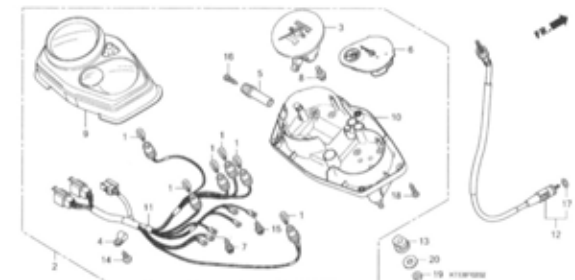
F-2 METER(CBF1256/M7/C9/MC9) **H 3**



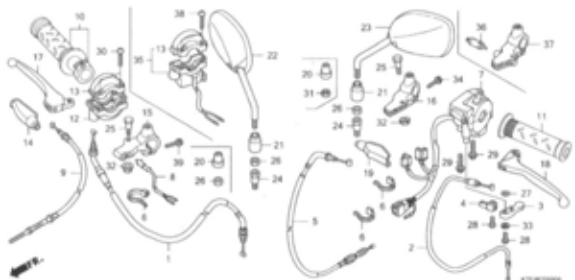
F-2-1 METER(CBF1259/M9) **H 4**



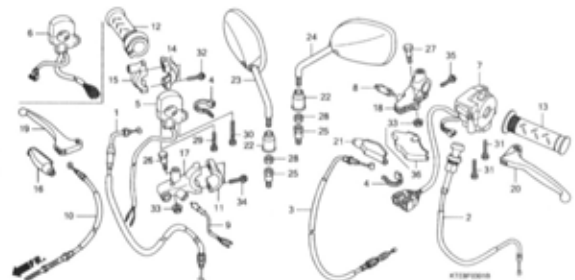
F-2-2 METER(CBF125MA) **H 6**



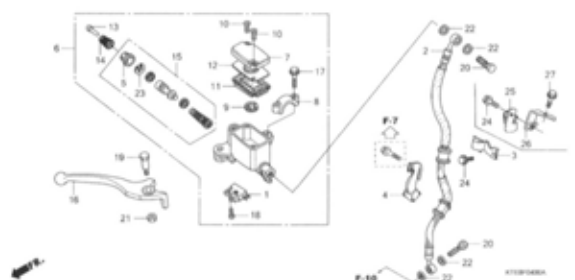
F-3 HANDLE LEVER/SWITCH/CABLE (CBF1256/M7/C9/MC9) **H 7**



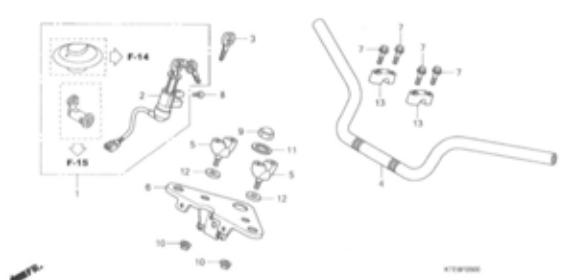
F-3-1 HANDLE LEVER/SWITCH/CABLE (CBF1259/M9/MA) **H 9**



F-4 FR. BRAKE MASTER CYLINDER **H11**



F-5 HANDLE PIPE/TOP BRIDGE (CBF1256/M7/C9/MC9) **H13**



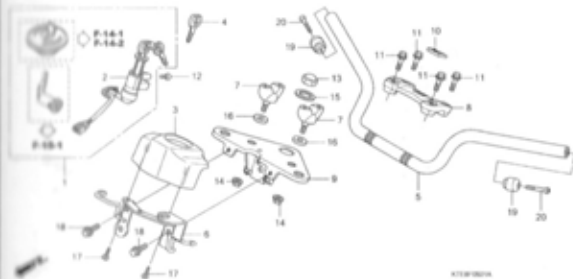
FRAME GROUP

D 9

F-5-1

H14

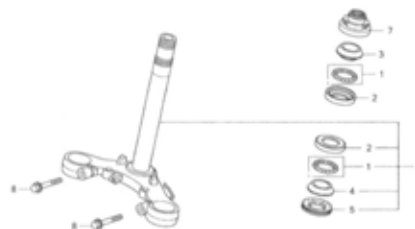
HANDLE PIPE/TOP BRIDGE
(CBF1259/M9/MA)



F-6

H16

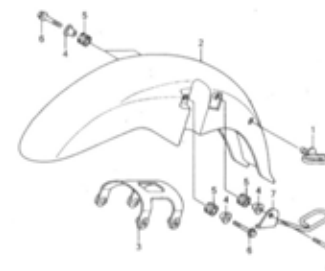
STEERING STEM



F-7

I 1

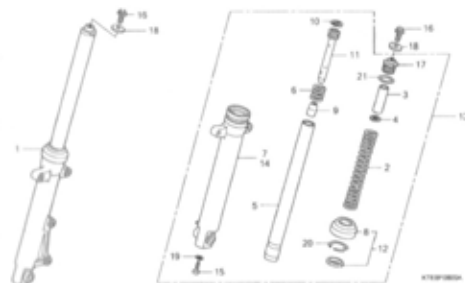
FRONT FENDER



F-8

I 2

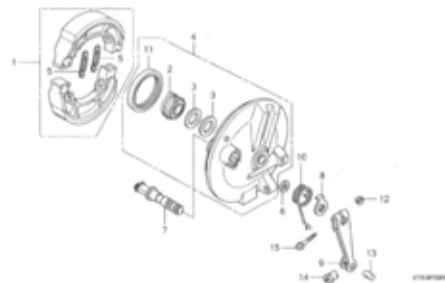
FRONT FORK



F-9

I 4

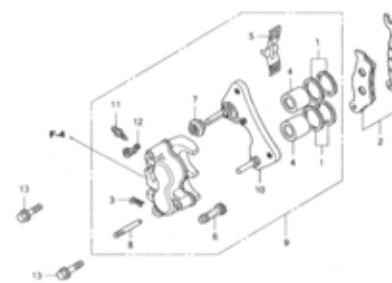
FRONT BRAKE PANEL



F-10

I 5

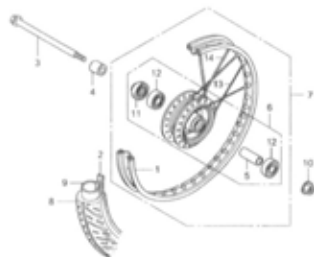
FRONT BRAKE CALIPER



F-11

I 6

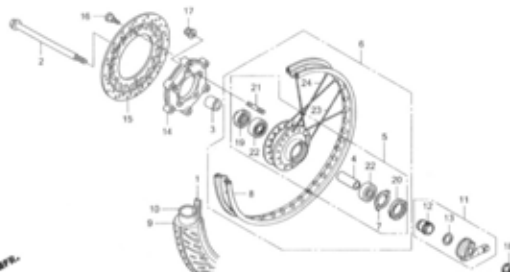
FRONT WHEEL(DRUM BRAKE)
(CBF1256/M7)



F-11-1

I 7

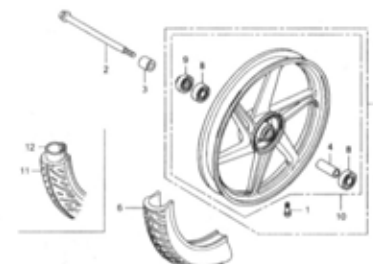
FRONT WHEEL(DISK BRAKE)
(CBF1256/M7)



F-11-2

I 9

FRONT WHEEL(DRUM BRAKE)
(CBF1259/M9/C9/MC9/MA)



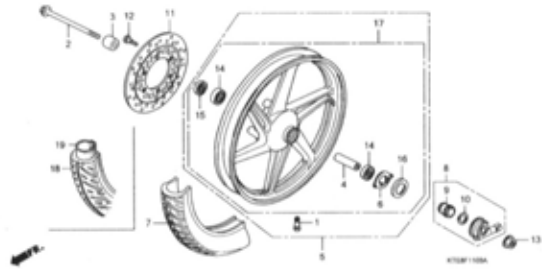
FRAME GROUP

D10

F-11-3

FRONT WHEEL(DISK BRAKE)
(CBF125M9/C9/MC9/MA)

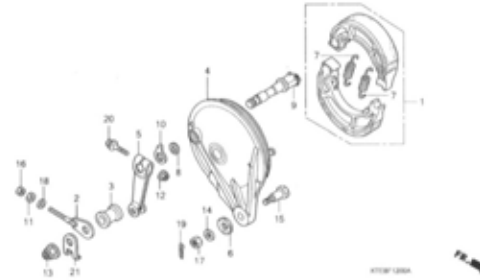
I10



F-12

REAR BRAKE PANEL

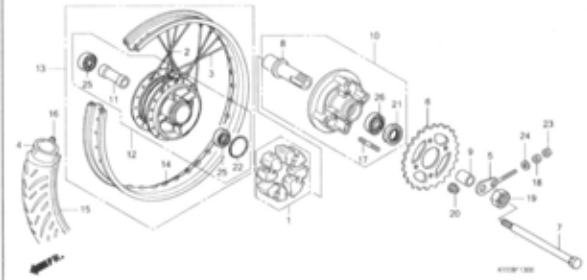
I12



F-13

REAR WHEEL(CBF1256/M7)

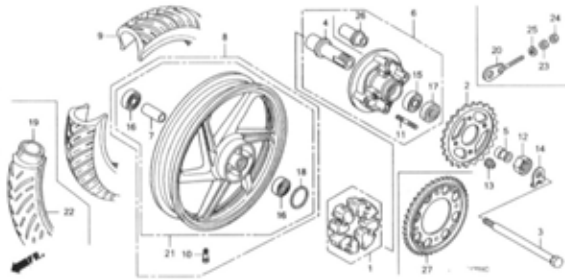
I14



F-13-1

REAR WHEEL(CBF1259/M9/C9/MC9/MA)

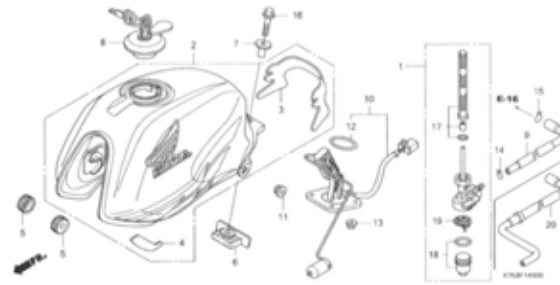
I16



F-14

FUEL TANK(CBF1256/M7/C9/MC9)

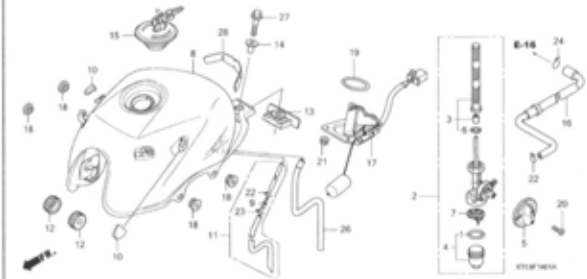
J 2



F-14-1

FUEL TANK(CBF1259/M9-MID,M2ID/MA)

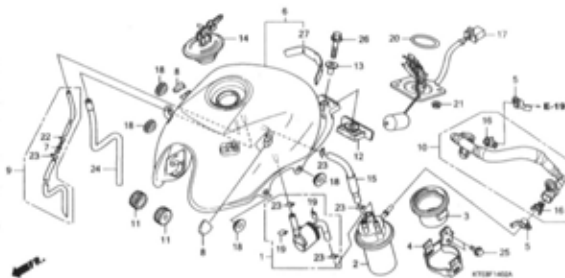
J 4



F-14-2

FUEL TANK(CBF125M9-M3ID)

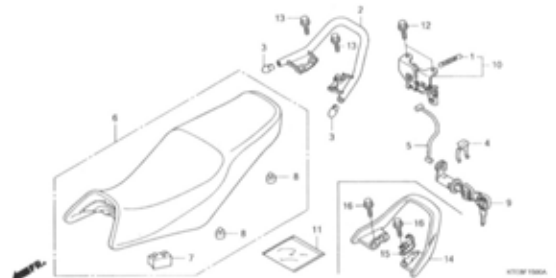
J 7



F-15

SEAT(CBF1256/M7/C9/MC9)

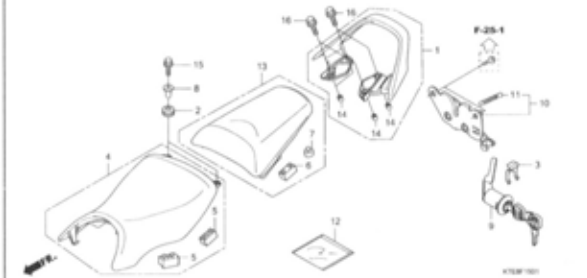
J 9



F-15-1

SEAT(CBF1259/M9/MA)

J10



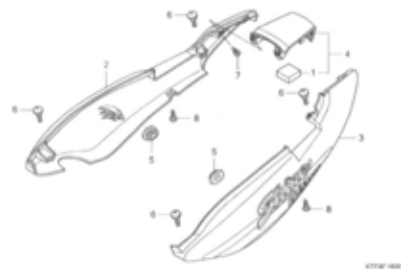
FRAME GROUP

D11

F-16

REAR COWL(CBF1256/M7/C9/MC9)

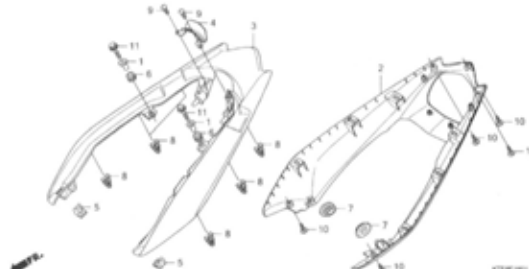
J11



F-16-1

REAR COWL(CBF1259/M9/MA)

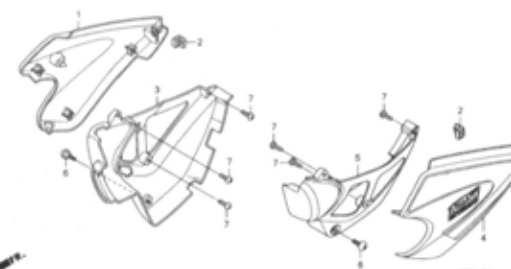
J13



F-17

SIDE COVER(CBF1256/M7/C9/MC9)

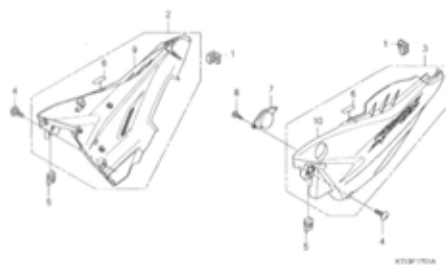
J15



F-17-1

SIDE COVER(CBF1259/M9/MA)

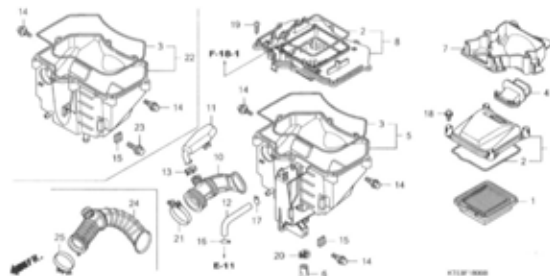
K 1



F-18

AIR CLEANER

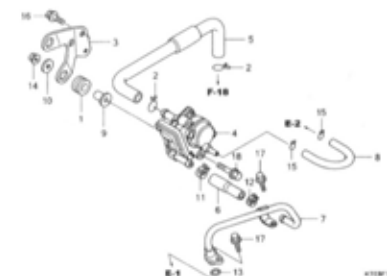
K 2



F-18-1

AIR SUCTION VALVE (CARBURETOR)

K 5



F-19

EXHAUST MUFFLER
(CBF1256/M7/C9/MC9)

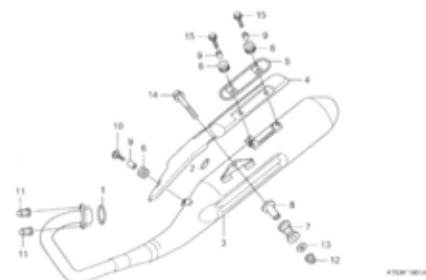
K 7



F-19-1

EXHAUST MUFFLER (CBF1259/M9/MA)

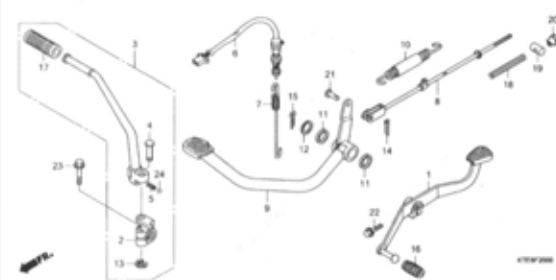
K 8



F-20

PEDAL/KICK STARTER ARM
(CBF1256/M7/C9/MC9)

K 9



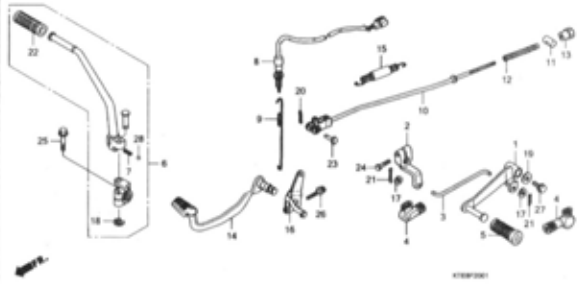
FRAME GROUP

D12

F-20-1

PEDAL/KICK STARTER ARM
(CBF1259/M9/MA)

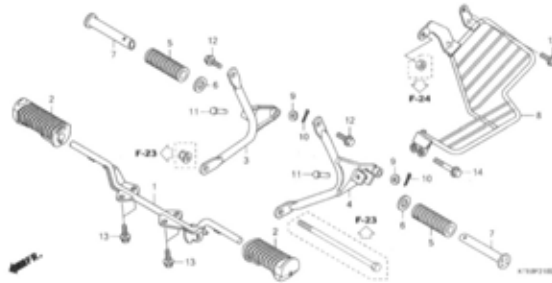
K10



F-21

STEP(CBF1256/M7/C9/MC9)

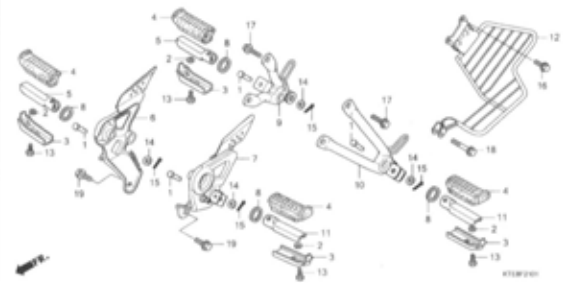
K12



F-21-1

STEP(CBF1259/M9/MA)

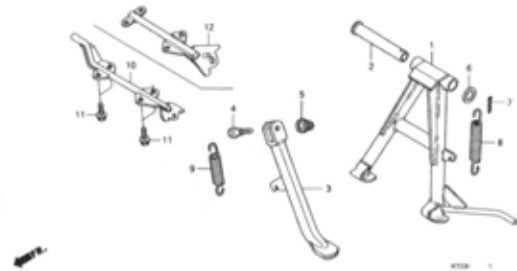
K13



F-22

STAND

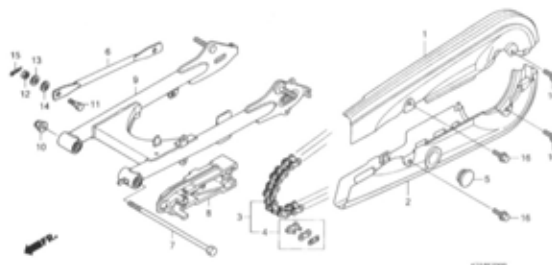
K15



F-23

SWINGARM(CBF1256/M7/C9/MC9)

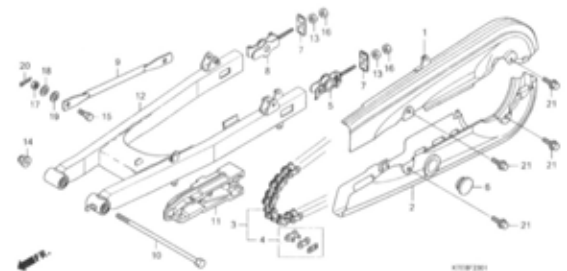
K16



F-23-1

SWINGARM(CBF1259/M9-MID,M2ID)

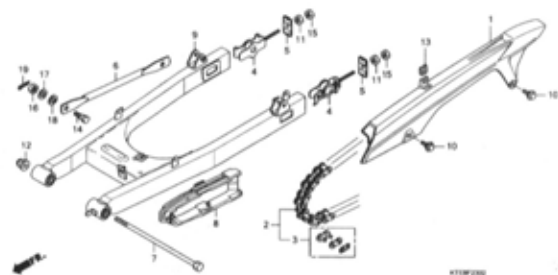
L 1



F-23-2

SWINGARM(CBF125M9-M3ID/MA)

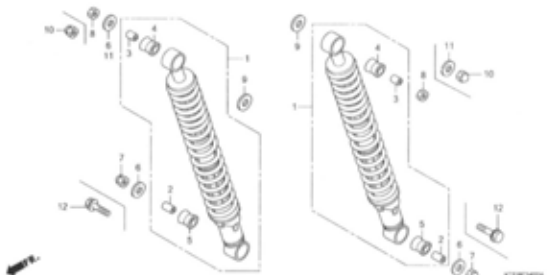
L 3



F-24

REAR CUSHION

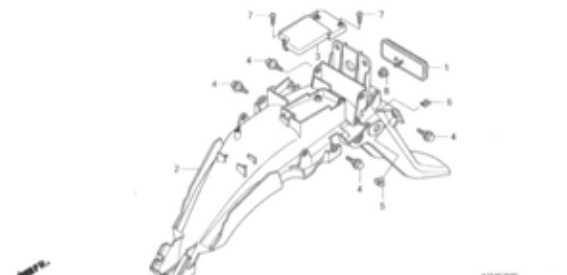
L 5



F-25

REAR FENDER(CBF1256/M7/C9/MC9)

L 6



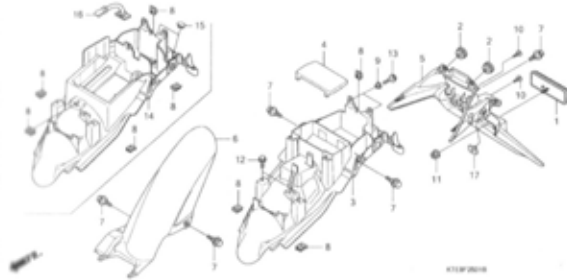
FRAME GROUP

D13

F-25-1

REAR FENDER(CBF1259/M9/MA)

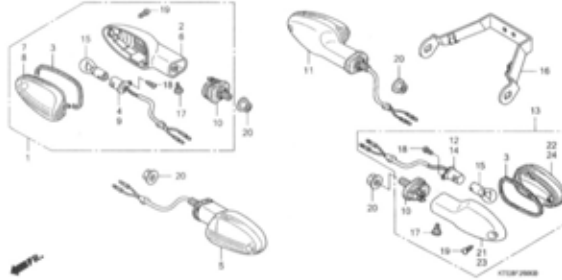
L 7



F-26

WINKER(CBF1256/M7/C9/MC9)

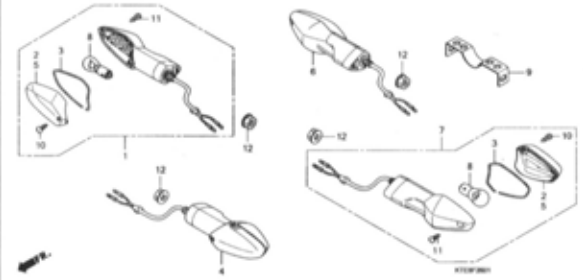
L 8



F-26-1

WINKER(CBF1259/M9/MA)

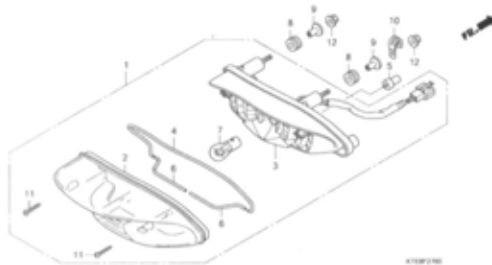
L11



F-27

TAILLIGHT(CBF1256/M7/C9/MC9)

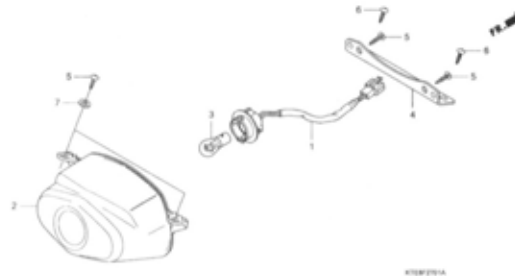
L12



F-27-1

TAILLIGHT(CBF1259/M9/MA)

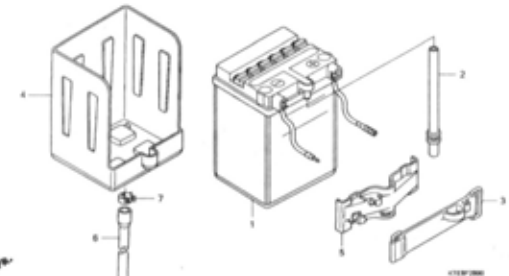
L13



F-28

BATTERY(CBF1256/C9)

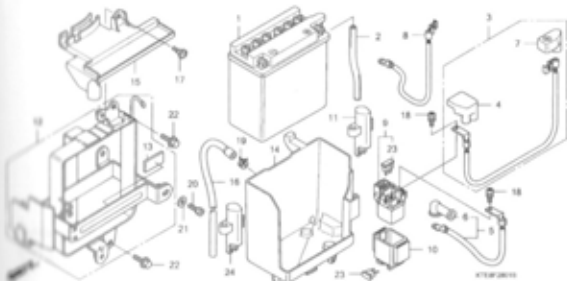
L14



F-28-1

BATTERY(CARBURETOR)
(CBF125M7/9/M9/MC9)

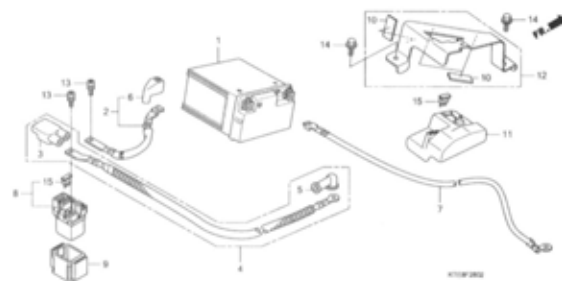
L15



F-28-2

BATTERY(THROTTLE BODY)(CBF125M9)

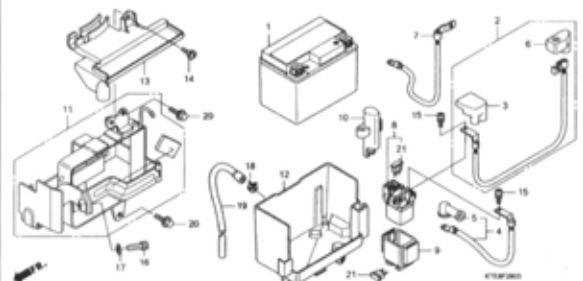
M 1



F-28-3

BATTERY(CBF125MA)

M 2



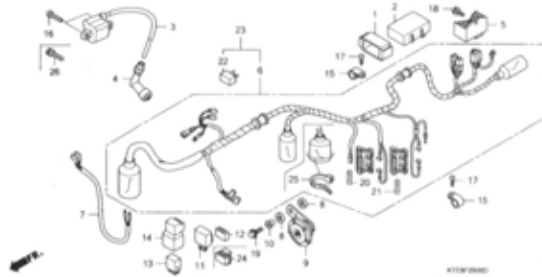
FRAME GROUP

D14

F-29

M 3

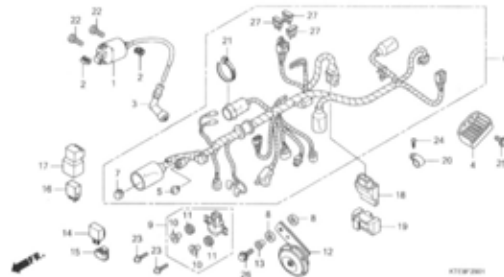
WIRE HARNESS(CARBURETOR)



F-29-1

M 5

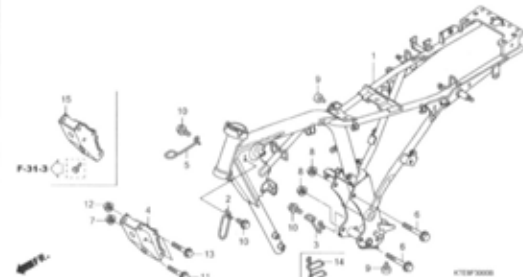
WIRE HARNESS(THROTTLE BODY)



F-30

M 7

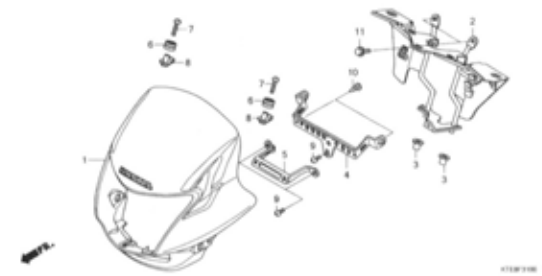
FRAME BODY



F-31

M 8

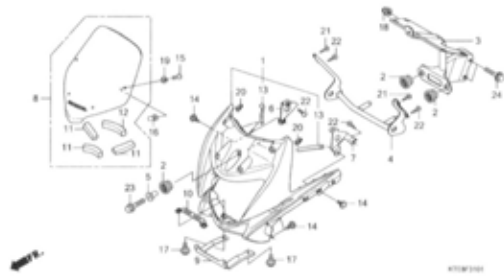
FRONT COWL(CBF1256/M7/C9/MC9)



F-31-1

M 9

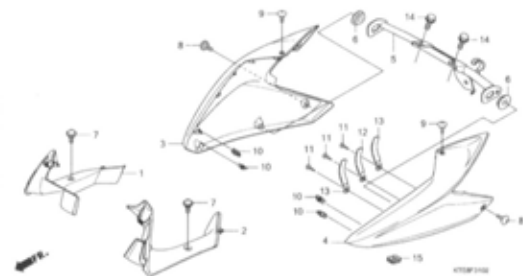
FRONT COWL(CBF1259/M9/MA)



F-31-2

M11

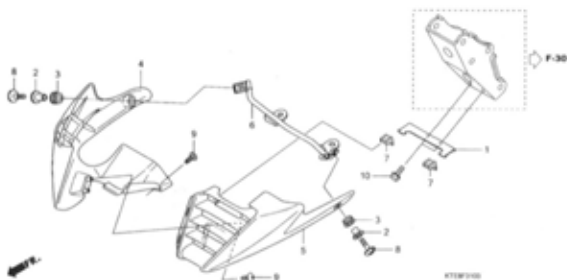
FRONT SIDE COWL (CBF1259/M9/MA)



F-31-3

M13

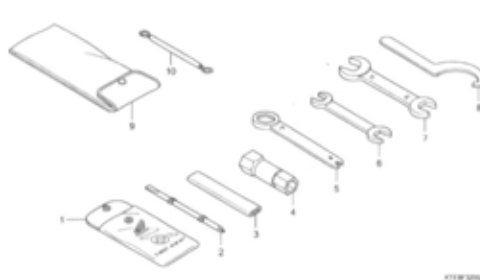
UNDER COWL(CBF125MA)



F-32

M14

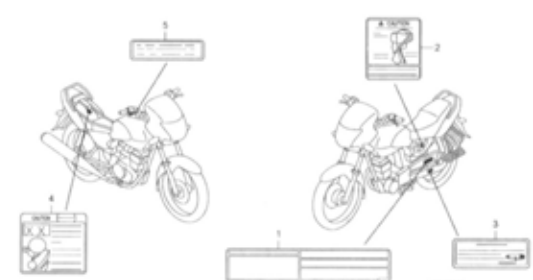
TOOLS



F-33

M15

CAUTION LABEL (CBF1256/M7/C9/MC9)



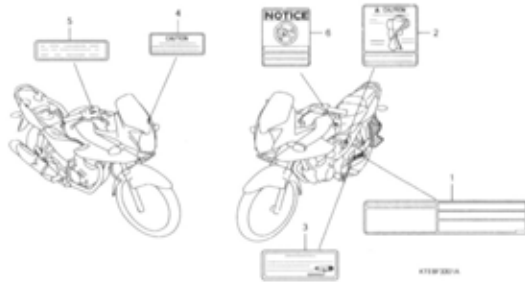
FRAME GROUP

D15

F-33-1

M16

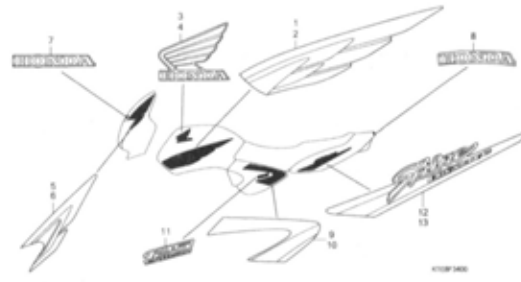
CAUTION LABEL (CBF1259/M9/MA)



F-34

N 1

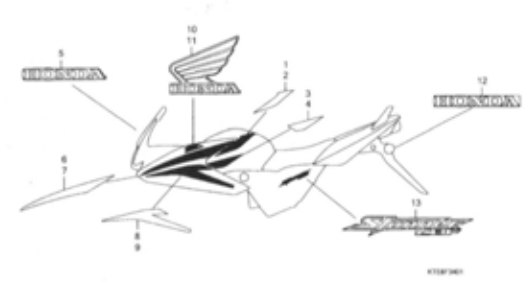
MARK(CBF1256/M7)



F-34-1

N 3

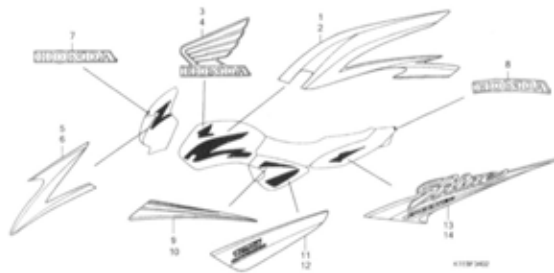
MARK(CBF1259/M9-MID,M2ID)



F-34-2

N 5

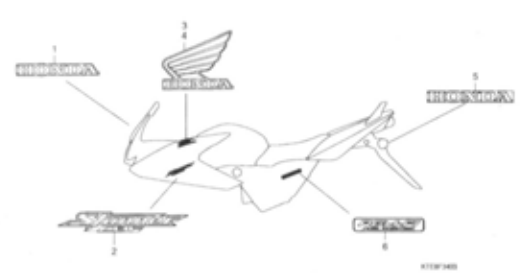
MARK(CBF125C9/MC9)



F-34-3

N 8

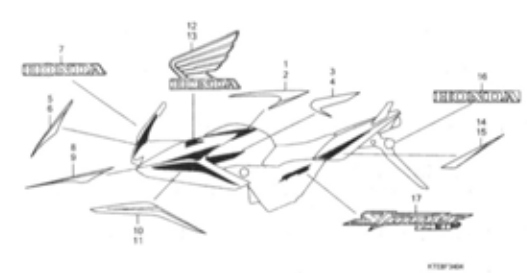
MARK(CBF125M9-M3ID)

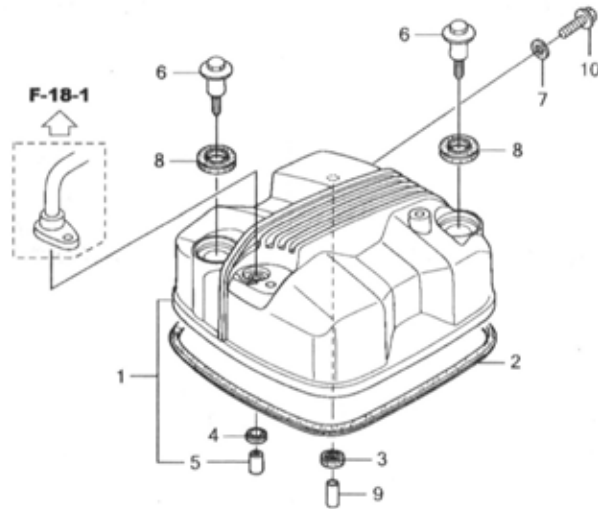


F-34-4

N 9

MARK(CBF125MA)





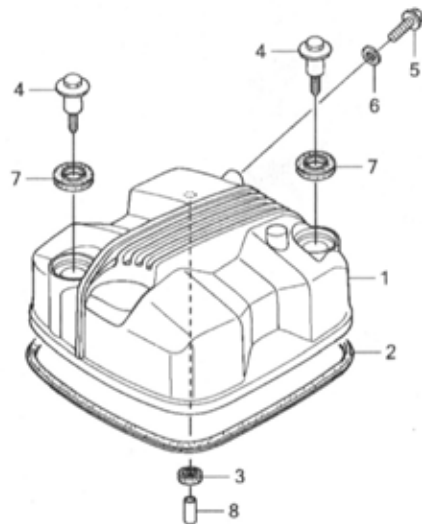
Ref. No.	L.O.N.	(Relative ref. Number) Description	F.R.T.
1	1111C4	COVER, CYLINDER HEAD	0.3
2	1111D2	GASKET, CYLINDER HEAD COVER ..	0.3

Ref. No.	Part No.	Description	Reqd. QTY					Serial No.	Parts catalogue code
			6	M7	M9	C9	MA		
1	12310-KTE-910	COVER COMP., CYLINDER HEAD ..	1	1	-	1	-	-----	ID,MID,M2ID
	12310-KWF-840	-	-	-	-	1	-----	ID,MID,M2ID
2	12391-KRM-840	GASKET, HEAD COVER	1	1	-	1	1	-----	ID,MID,M2ID
3	12396-KRM-840	GASKET B, HEAD COVER	1	1	-	1	1	-----	ID,MID,M2ID
4	12397-KSP-910	GASKET C, HEAD COVER	1	1	-	1	1	-----	ID,MID,M2ID
5	12398-KSP-910	COLLAR, 9MM	1	1	-	1	1	-----	ID,MID,M2ID
6	90003-KFG-000	BOLT, L. CRANKCASE COVER	2	2	-	2	2	-----	ID,MID,M2ID
7	90463-KRM-840	WASHER, SEALING, 6.2X12X1.2 .	1	1	-	1	1	-----	ID,MID,M2ID
8	90543-KSP-910	RUBBER, MOUNTING	2	2	-	2	-	-----	ID,MID,M2ID
	90543-MV9-670	-	-	-	-	2	-----	ID,MID,M2ID
9	91105-KSP-910	DOWEL PIN, 8X14	1	1	-	1	-	-----	ID,MID,M2ID
	90702-KRM-840	-	-	-	-	1	-----	ID,MID,M2ID
10	96001-06012-00	BOLT, FLANGE, 6X12	1	1	-	1	1	-----	ID,MID,M2ID
			-	-	1	-	-	-----	ID,MID,M2ID

E-1-1

CYLINDER HEAD COVER (THROTTLE BODY)

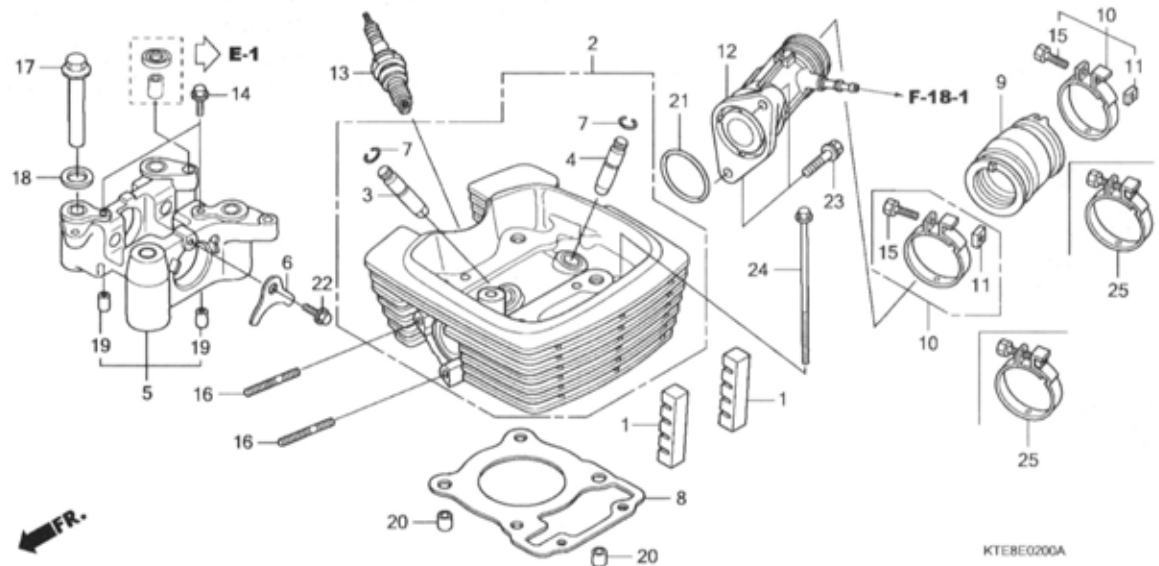
E 2



KTEBE0101

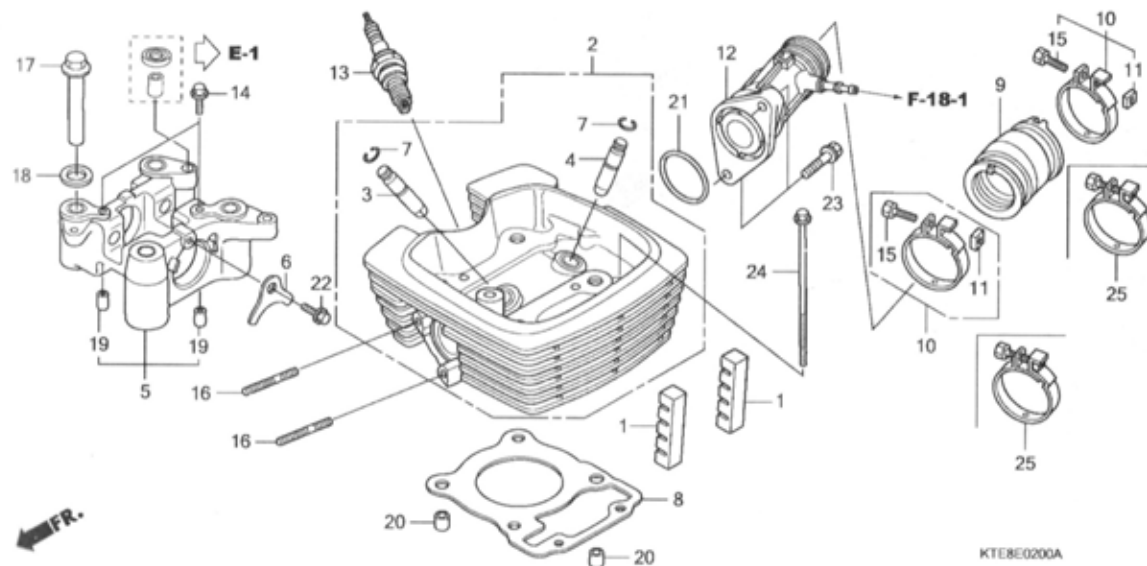
Ref. No.	L.O.N.	(Relative ref. Number) Description	F.R.T.
1	1111C4	COVER, CYLINDER HEAD	0.3
2	1111D2	GASKET, CYLINDER HEAD COVER ..	0.3

Ref. No.	Part No.	Description	Reqd. QTY					Serial No.	Parts catalogue code
			6	M7	M9	MC9	MA		
1	12311-KWF-960	COVER, CYLINDER HEAD	-	-	1	-	-	-----	M3ID
2	12391-KRM-840	GASKET, HEAD COVER	-	-	1	-	-	-----	M3ID
3	12396-KRM-840	GASKET B, HEAD COVER	-	-	1	-	-	-----	M3ID
4	90003-KWF-940	BOLT, HEAD COVER	-	-	2	-	-	-----	M3ID
5	90011-KWF-940	BOLT, FLANGE, 6X12	-	-	1	-	-	-----	M3ID
6	90463-KRM-840	WASHER, SEALING, 6.2X12X1.2 .	-	-	1	-	-	-----	M3ID
7	90543-KSP-910	RUBBER, MOUNTING	-	-	2	-	-	-----	M3ID
8	91105-KSP-910	DOWEL PIN, 8X14	-	-	1	-	-	-----	M3ID



Ref. No.	L.O.N.	(Relative ref. Number) Description	F.R.T.
2	111106	HEAD, CYLINDERINCLUDES: Valve adjust and reface	2.1
3	1111M0	GUIDE, EXHAUST VALVE(ONE)INCLUDES: Reaming .INCLUDES: Valve adjust and reface	2.1
	1111M9	GUIDE, VALVE :FOR 1 VEHICLE .. .INCLUDES: Reaming .INCLUDES: Valve adjust and reface	2.4
4	1111L9	GUIDE, INTAKE VALVE(ONE)INCLUDES: Reaming .INCLUDES: Valve adjust and reface	2.1
	1111M9	GUIDE, VALVE :FOR 1 VEHICLE .. .INCLUDES: Reaming .INCLUDES: Valve adjust and reface	2.4
5	1111B4	HOLDER, CAMSHAFT	0.9
8	111115	GASKET, CYLINDER HEAD	1.3
9	311131	INSULATOR, THROTTLE BODY/ CARBURETOR	0.4
12	111107	(21) MANIFOLD, INTAKE	0.4

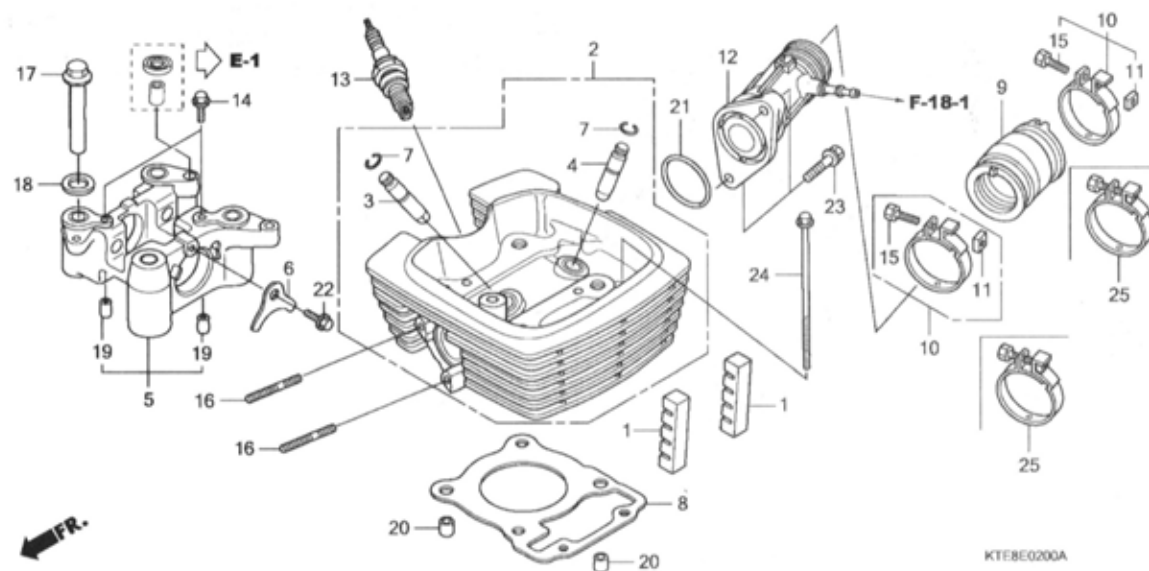
Ref. No.	Part No.	Description	Reqd. QTY					Serial No.	Parts catalogue code
			6	M7	M9	C9	MA		
1	12195-KTE-910	RUBBER, INSERT	2	2	-	2	-	----- ID,MID,M2ID	
2	12200-KTE-910 12200-KWF-900 12200-KWF-840	HEAD COMP., CYLINDER	1	1	-	1	-	----- ID,MID,M2ID	
3	12204-KRM-305	GUIDE, VALVE (O.S.)	1	1	-	1	1	----- ID,MID,M2ID	
4	12205-KSP-305	GUIDE, IN. VALVE (I.S.)	1	1	-	1	1	----- ID,MID,M2ID	
5	12210-KTE-910	HOLDER COMP., CAMSHAFT	1	1	-	1	1	----- ID,MID,M2ID	
6	12212-KRM-840	PLATE, STOPPER	1	1	-	1	1	----- ID,MID,M2ID	
7	12213-KSP-910	CLIP, VALVE GUIDE	2	2	-	2	2	----- ID,MID,M2ID	
8	12251-KTE-911	GASKET, CYLINDER HEAD	1	1	-	1	1	----- ID,MID,M2ID	
9	16210-KTE-910 16210-KWF-900	INSULATOR, CARBURETOR	1	1	-	1	-	----- ID,MID,M2ID	
10	16217-KTE-910	BAND, INSULATOR	2	2	-	2	-	----- ID,MID,M2ID	
11	16222-KTE-910	NUT, SQUARE, 5MM	2	2	-	2	-	----- ID,MID,M2ID	
12	17110-KTE-910	PIPE COMP., INLET	1	1	-	1	1	----- ID,MID,M2ID	
13	31916-KRM-841	PLUG, SPARK (CPR8EA-9)(NGK) ..	(1)	(1)	-	(1)	(1)	----- ID,MID,M2ID	



Ref. No.	L.O.N.	(Relative ref. Number) Description	F.R.T.
13	614130	PLUG, SPARK	0.1

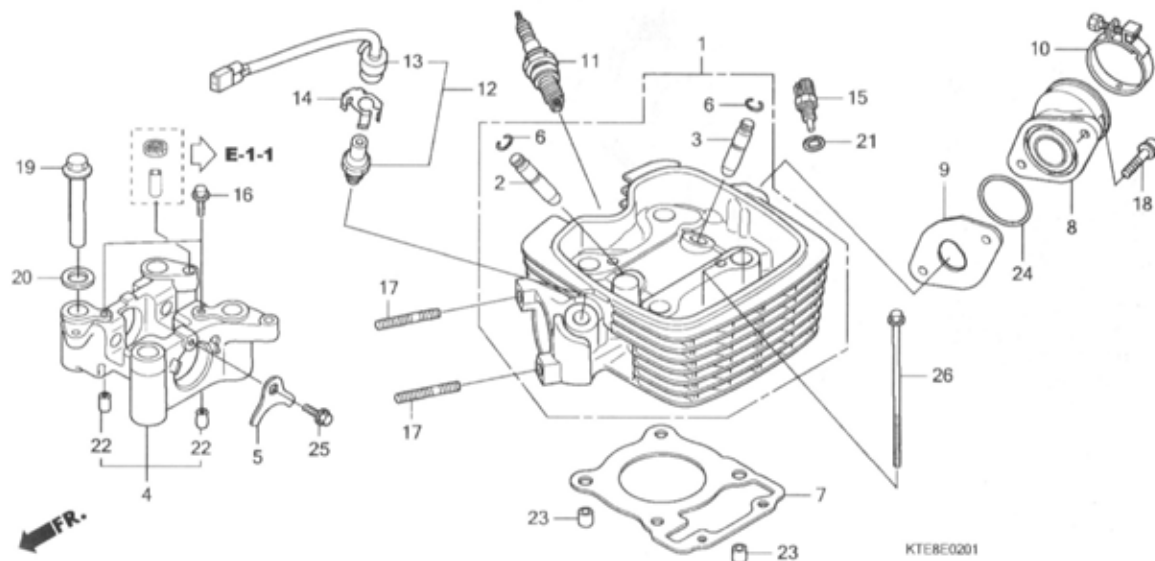
KTEBE0200A

Ref. No.	Part No.	Description	Reqd. QTY					Serial No.	Parts catalogue code
			6	M7	9 M9	C9 MC9	MA		
13)	31916-KTE-910	PLUG, SPARK (UR5DC)	(1)	(1)	-	(1)	-		
	31906-KTE-911	PLUG, SPARK (UR6DC)	1	1	-	1	-	ID,MID,M2ID	
	31917-KPH-901	PLUG, SPARK (CPR7EA-9)(NGK) ..	1	1	-	1	1	ID,MID,M2ID	
14	90002-KRM-840	BOLT, FLANGE, 5X14	2	2	-	2	2	ID,MID,M2ID	
15	90006-MEE-000	BOLT, RECESSED, 5X30	2	2	-	2	-	ID,MID,M2ID	
16	90040-KSP-910	BOLT, STUD, 8X22	2	2	-	2	-	ID,MID,M2ID	
	90035-KRM-840	-	-	-	-	2		
17	90306-KRM-840	NUT, CYLINDER HEAD	4	4	-	4	4	ID,MID,M2ID	
18	90404-KPT-A00	WASHER, PLAIN, 12MM	4	4	-	4	4	ID,MID,M2ID	
19	90704-KRM-840	DOWEL PIN, 6X10	2	2	-	2	2	ID,MID,M2ID	
	94302-06100	PIN B, DOWEL, 6X10	2	2	-	2	2	ID,MID,M2ID	
	94303-06100	DOWEL PIN, 6X10	2	2	-	2	2	ID,MID,M2ID	
20	91106-KSP-910	DOWEL PIN, 10X12	2	2	-	2	-	ID,MID,M2ID	
	90703-KRM-840	-	-	-	-	2		
21	91304-KRM-840	O-RING, 33.5X3.0	1	1	-	1	1	ID,MID,M2ID	
		-	-	1	-	-	ID,MID,M2ID	



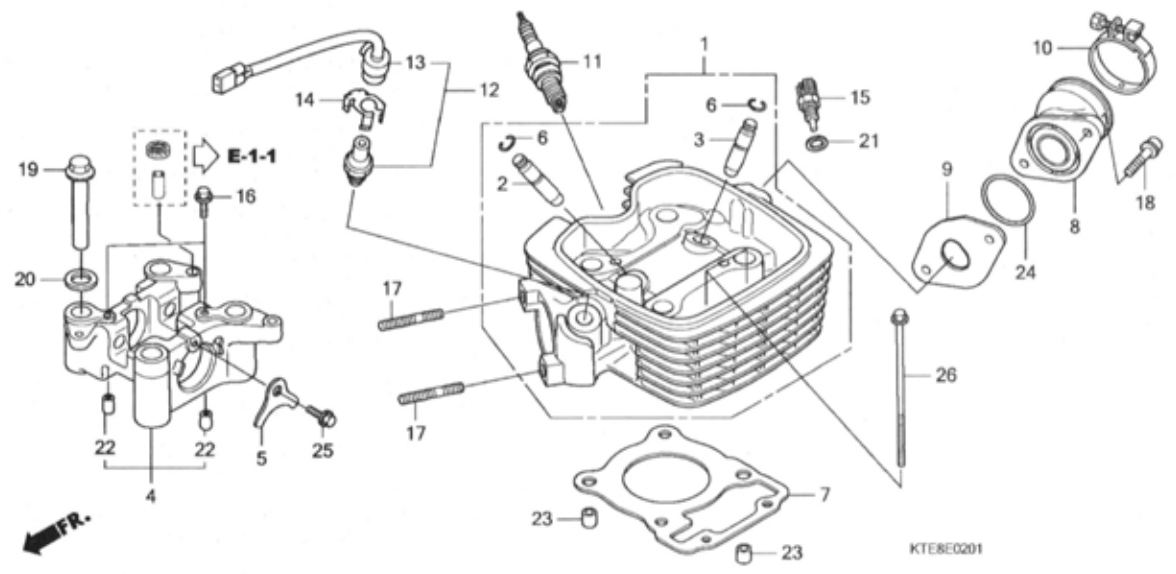
KTFBE0200A

Ref. No.	Part No.	Description	Reqd. QTY					Serial No.	Parts catalogue code
			6	M7	M9	C9	MA		
22	95701-06014-00	BOLT, FLANGE, 6X14	1	1	-	1	1	----- ID,MID,M2ID	
23	95701-06025-00	BOLT, FLANGE, 6X25	-	2	-	2	2	----- ID,MID,M2ID	
24	95801-06105-00	BOLT, FLANGE, 6X105	-	2	-	2	2	----- ID,MID,M2ID	
25	16217-KSP-910	BAND, INSULATOR	-	-	2	-	-	----- ID,MID,M2ID	
			-	-	-	-	2		

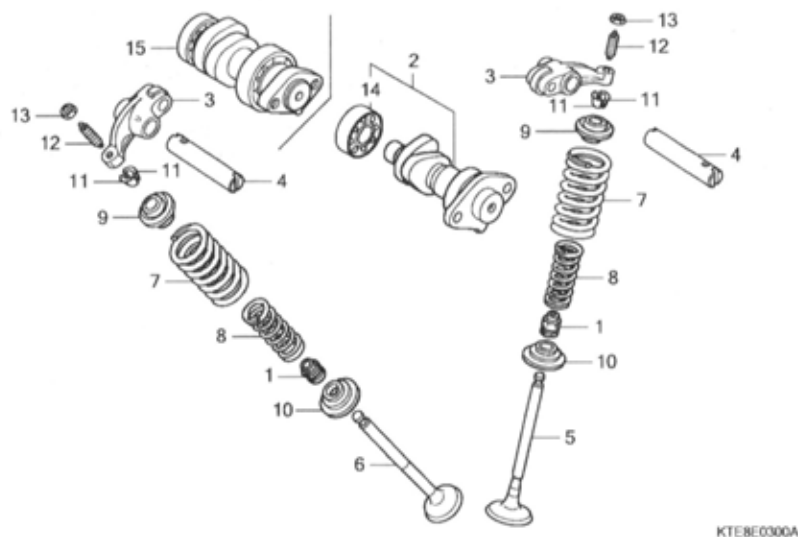


Ref. No.	L.O.N.	(Relative ref. Number) Description	F.R.T.
1	111106	HEAD, CYLINDERINCLUDES: Valve adjust and reface	2.1
2	1111M0	GUIDE, EXHAUST VALVE(ONE)INCLUDES: Reaming .INCLUDES: Valve adjust and reface	2.1
3	1111L9	GUIDE, INTAKE VALVE(ONE)INCLUDES: Reaming .INCLUDES: Valve adjust and reface	2.1
	1111M9	GUIDE, VALVE :FOR 1 VEHICLE .. .INCLUDES: Reaming .INCLUDES: Valve adjust and reface	2.4
4	1111B4	HOLDER, CAMSHAFT	0.9
7	111115	GASKET, CYLINDER HEAD (24)	1.3
8	311131	INSULATOR, THROTTLE BODY/ CARBURETOR	0.3
11	614130	PLUG, SPARK	0.1
12	617121	SENSOR, OXYGEN	0.2
13	6111P8	SUB CORD, OXYGEN SENSOR (21)	0.4
15	6171E4	SENSOR ASSY., OIL THERMOSTAT ..	0.2

Ref. No.	Part No.	Description	Reqd. QTY					Serial No.	Parts catalogue code
			6	M7	M9	C9	MA		
1	12200-KWF-960	HEAD COMP., CYLINDER	-	-	1	-	-	-----	M3ID
2	12204-KRM-305	GUIDE, VALVE (O.S.)	-	-	1	-	-	-----	M3ID
3	12205-KSP-305	GUIDE, IN. VALVE (O.S.)	-	-	1	-	-	-----	M3ID
4	12210-KTE-910	HOLDER COMP., CAMSHAFT	-	-	1	-	-	-----	M3ID
5	12212-KRM-840	PLATE, STOPPER	-	-	1	-	-	-----	M3ID
6	12213-KSP-910	CLIP, VALVE GUIDE	-	-	2	-	-	-----	M3ID
7	12251-KTE-911	GASKET, CYLINDER HEAD	-	-	1	-	-	-----	M3ID
8	16210-KWF-942	INSULATOR COMP., THROTTLE BODY	-	-	1	-	-	-----	M3ID
9	16214-KWF-940	GASKET, CARBURETOR INSULATOR	-	-	1	-	-	-----	M3ID
10	16217-KSP-910	BAND, INSULATOR	-	-	1	-	-	-----	M3ID
11	31916-KRM-841	PLUG, SPARK (CPR8EA-9)(NGK) ..	-	-	(1)	-	-	-----	M3ID
	31916-KTE-910	PLUG, SPARK (UR5DC)	-	-	(1)	-	-	-----	M3ID
	31917-KPH-901	PLUG, SPARK (CPR7EA-9)(NGK) ..	-	-	1	-	-	-----	M3ID
	31906-KTE-911	PLUG, SPARK (UR6DC)	-	-	1	-	-	-----	M3ID
12	36532-KWF-941	SENSOR, OXYGEN	-	-	1	-	-	-----	M3ID
13	36533-KWF-941	CORD COMP., OXYGEN SENSOR	-	-	1	-	-	-----	M3ID
14	36538-KWF-940	COVER, O2 SENSOR	-	-	1	-	-	-----	M3ID
15	37750-KPH-701	SENSOR ASSY., THERMOSTAT OIL	-	-	1	-	-	-----	M3ID
16	90002-KRM-840	BOLT, FLANGE, 5X14	-	-	2	-	-	-----	M3ID
17	90040-KSP-910	BOLT, STUD, 8X22	-	-	2	-	-	-----	M3ID
18	90091-KWF-940	BOLT, FLANGE SOCKET, 6X22 ...	-	-	2	-	-	-----	M3ID
19	90306-KRM-840	NUT, CYLINDER HEAD	-	-	4	-	-	-----	M3ID
20	90404-KPT-A00	WASHER, PLAIN, 12MM	-	-	4	-	-	-----	M3ID
21	90443-MBD-000	WASHER, SEALING, 10MM	-	-	1	-	-	-----	M3ID
22	90704-KRM-840	DOWEL PIN, 6X10	-	-	2	-	-	-----	M3ID

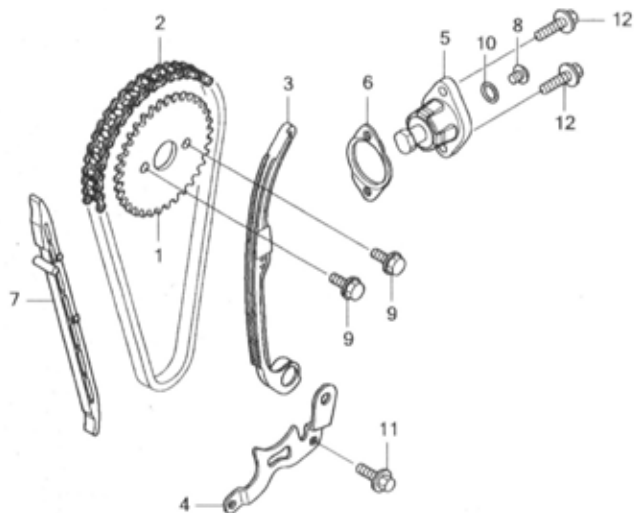


Ref. No.	Part No.	Description	Reqd. QTY					Serial No.	Parts catalogue code
			6	M7	9 M9	C9 MC9	MA		
22)	94302-06100	PIN B, DOWEL, 6X10	-	-	2	-	-	-----	M3ID
	94303-06100	DOWEL PIN, 6X10	-	-	2	-	-	-----	M3ID
23	91106-KSP-910	DOWEL PIN, 10X12	-	-	2	-	-	-----	M3ID
24	91304-KRM-840	O-RING, 33.5X3.0	-	-	1	-	-	-----	M3ID
25	95701-06014-00	BOLT, FLANGE, 6X14	-	-	1	-	-	-----	M3ID
26	95801-06105-00	BOLT, FLANGE, 6X105	-	-	2	-	-	-----	M3ID



Ref. No.	L.O.N.	(Relative ref. Number) Description	F.R.T.
2	111118	(15) CAMSHAFTINCLUDES: Valve adjustment	0.7
3	1111K8	(4) ARM, INTAKE VALVE ROCKER(ONE) .INCLUDES: Valve adjustment	0.7
	1111K9	ARM, EXHAUST VALVE ROCKER(ONE) .INCLUDES: Valve adjustment	0.7
	1111L8	ARM, VALVE ROCKER :FOR 1 VEHICLE	0.7
5	1111N0	VALVE, INTAKE(ONE)INCLUDES: Refacing	1.6
6	1111N1	VALVE, EXHAUST(ONE)INCLUDES: Refacing	1.6
	1111P0	VALVE :FOR 1 VEHICLEINCLUDES: Refacing	1.8
7	1111P2	(1,8,9,10,11) SPRING AND/OR STEM SEAL, INTAKE VALVE(ONE)	1.4
	1111P3	SPRING AND/OR STEM SEAL, EXHAUST VALVE(ONE)	1.4
	1111Q2	SPRING AND/OR STEM SEAL, VALVE :FOR 1 VEHICLE	1.5
14	1111Q5	BEARING, CAMSHAFT	0.9

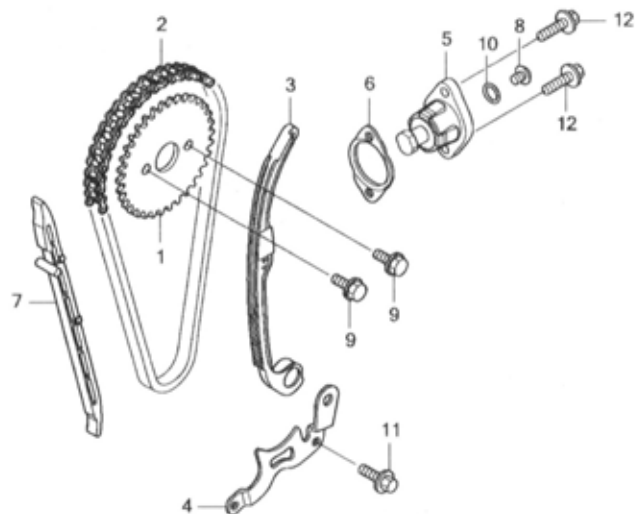
Ref. No.	Part No.	Description	Reqd. QTY					Serial No.	Parts catalogue code
			6	M7	M9	MC9	MA		
1	12209-KPL-901	SEAL, VALVE STEM	2	2	2	2	-		
	12209-GB4-682	SEAL, VALVE STEM (ARAI)	-	-	-	-	2		
2	14100-KTE-910	CAMSHAFT COMP.	1	1	-	1	-		
3	14430-KSP-910	ARM COMP., VALVE ROCKER	2	2	2	2	2		
4	14451-KRM-840	SHAFT, ROCKER ARM	2	2	2	2	2		
5	14711-KTE-910	VALVE, IN.	1	1	1	1	1		
6	14721-KTE-910	VALVE, EX.	1	1	-	1	-		
	14721-KWF-900	-	-	1	-	1		
7	14751-KSP-910	SPRING, VALVE OUTER	2	2	-	2	-		
	14751-KRM-871	SPRING, VALVE	-	-	2	-	-		
	14751-KWF-840	SPRING, VALVE OUTER	-	-	-	-	2		
8	14761-KSP-910	SPRING, VALVE INNER	2	2	-	2	-		
	14761-KWF-840	-	-	-	-	2		
9	14771-KSP-910	RETAINER, VALVE SPRING	2	2	-	2	2		
	14771-KVE-900	-	-	2	-	-		
10	14777-KSP-910	SEAT, VALVE SPRING	2	2	-	2	2		
	14775-KVE-900	-	-	2	-	-		
11	14781-MA6-000	COTTER, VALVE	4	4	4	4	4		
12	90012-KK3-830	SCREW, TAPPET ADJUSTING	2	2	2	2	2		
13	90206-KSP-910	NUT, TAPPET ADJUSTING	2	2	2	2	2		
14	96100-60013-00	BEARING, RADIAL BALL, 6001 ..	1	1	-	1	-		
15	14100-KWF-900	CAMSHAFT COMP.	-	-	1	-	-	----- ID,MID,M2ID	
	14100-KWF-901	-	-	1	-	-	----- M3ID	
	14100-KVE-900	-	-	-	-	1		



KTE8E0400

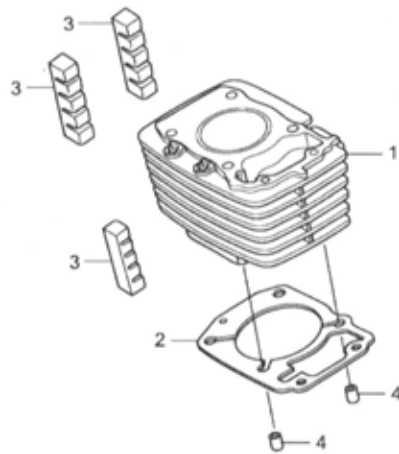
Ref. No.	L.O.N.	(Relative ref. Number) Description	F.R.T.
1	1111Q4	SPROCKET, CAM	0.5
2	110140	CHAIN, CAM	0.9
3	111130	TENSIONER, CAM CHAIN	0.8
5		(6)	
	111133	LIFTER, TENSIONER	0.2
7	111139	GUIDE, CAM CHAIN	1.3

Ref. No.	Part No.	Description	Reqd. QTY					Serial No.	Parts catalogue code
			6	M7	M9	MC9	MA		
1	14321-KTE-910	SPROCKET, CAM (34T)	1	1	-	1	1		
	14321-KRM-840	-	-	1	-	-	-----	ID,MID,M2ID M3ID
2	14401-KTE-910	CHAIN, CAM (94L)	1	1	-	1	1		
	14401-KCW-851	CHAIN, CAM (94L) (BORG WARNER)	-	-	1	-	-	-----	ID,MID,M2ID M3ID
3	14510-KTE-910	TENSIONER ASSY., CAM CHAIN ..	1	1	-	1	-		
	14510-KWF-900	-	-	1	-	-	-----	ID,MID,M2ID
	14510-KWF-940	-	-	1	-	-	-----	M3ID
4	14515-KRM-840	PLATE, TENSIONER SETTING	1	1	1	1	1		
5	14520-KSP-910	LIFTER ASSY., TENSIONER	1	1	-	1	1		
	14520-KWF-940	-	-	1	-	-	-----	ID,MID,M2ID M3ID
6	14560-KSP-910	GASKET, TENSIONER LIFTER	1	1	1	1	1		
7	14610-KTE-910	GUIDE, CAM CHAIN	1	1	-	1	1		
	14610-KSP-910	-	-	1	-	-	-----	ID,MID,M2ID M3ID
8	90005-KRM-840	SCREW, PAN, 6X6	1	1	-	1	-		
	90005-KWF-940	-	-	1	-	-	-----	ID,MID,M2ID M3ID
	90005-KY7-000	-	-	-	-	1		
9	90083-KSP-910	BOLT, KNOCK, 5MM	2	2	2	2	-		
	90083-KRM-840	-	-	-	-	2		
10	91306-KRM-840	O-RING, 1.5X9.5	1	1	1	1	1		
11	95701-06016-00	BOLT, FLANGE, 6X16	1	1	1	1	1		



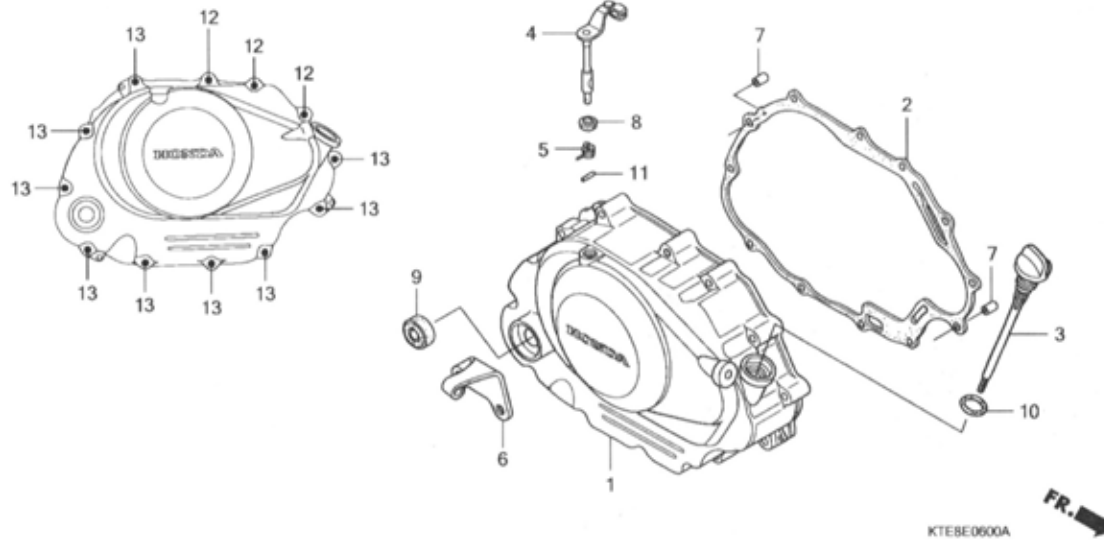
KTEBE0400

Ref. No.	Part No.	Description	Reqd. QTY					Serial No.	Parts catalogue code
			6	M7	M9	C9	MA		
12	96001-06022-00	BOLT, FLANGE, 6X22	2	2	-	2	2	----- ID,M1D,M21D	
	90012-KWF-940	-	-	2	-	-	----- M31D	



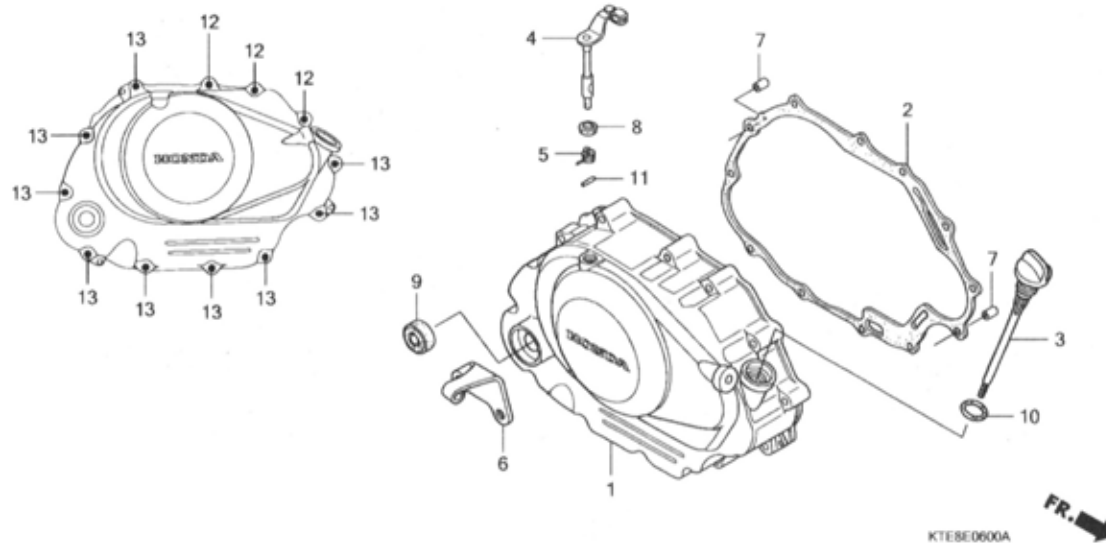
Ref. No.	L.O.N.	(Relative ref. Number) Description	F.R.T.
1	1111A5	CYLINDER	1.6
2	111102	GASKET, CYLINDER	1.5

Ref. No.	Part No.	Description	Reqd. QTY					Serial No.	Parts catalogue code
			6	M7	M9	C9	MA		
1	12100-KTE-910	CYLINDER COMP.	1	1	-	1	-		
	12100-KWF-900	-	-	1	-	-	----- ID,MID,M2ID	
	12100-KWF-960	-	-	1	-	-	----- M3ID	
2	12191-KSP-910	GASKET, CYLINDER	1	1	1	1	-		
	12191-KWK-900	-	-	-	-	1		
3	12195-KTE-910	RUBBER, INSERT	3	3	3	3	3		
4	91106-KSP-910	DOWEL PIN, 10X12	2	2	2	2	-		
	90703-KRM-840	-	-	-	-	2		

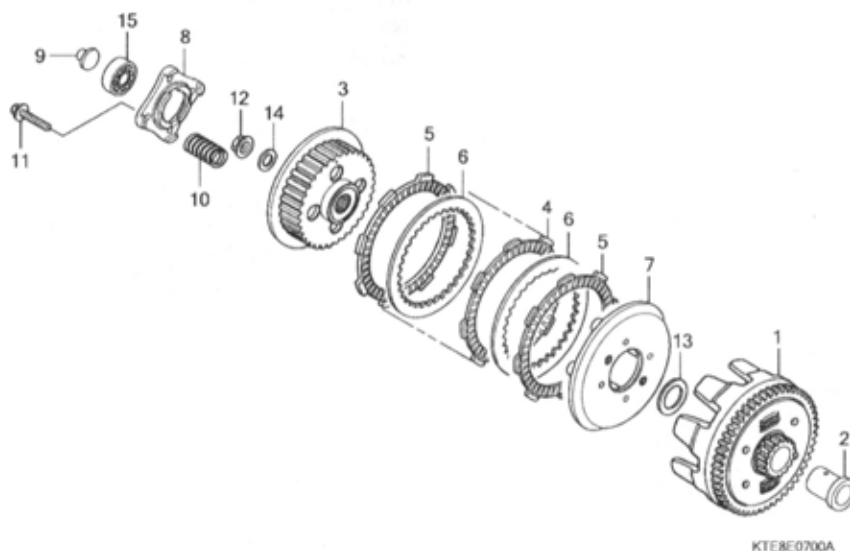


Ref. No.	L.O.N.	(Relative ref. Number) Description	F.R.T.
1	110159	COVER, CRANKCASE :RIGHT	0.8
	1101R4	COVER, CRANKCASE(A) :RIGHT	0.7
		.NOTE: '10 model	
		.NOTE: PGM-FI type	
2	110158	GASKET, CRANKCASE COVER :RIGHT	0.7
	1101R9	GASKET, CRANKCASE COVER(A) :RIGHT	0.6
		.NOTE: '10 model	
		.NOTE: PGM-FI type	
4	2121A7	LEVER, CLUTCH	0.8
	2121N5	LEVER, CLUTCH(A)	0.7
		.NOTE: '10 model	
		.NOTE: PGM-FI type	
9	112105	OIL SEAL, KICK STARTER SPINDLE	0.7
	1121C5	OIL SEAL, KICK STARTER SPINDLE (A)	0.6
		.NOTE: '10 model	
		.NOTE: PGM-FI type	

Ref. No.	Part No.	Description	Reqd. QTY					Serial No.	Parts catalogue code
			6	M7	M9	MC9	MA		
1	11330-KTE-910	COVER COMP., R. CRANKCASE	1	1	1	1			
	11330-KWF-900		-	-	1	-	-----	ID,MID,M2ID	
	11330-KWF-960		-	-	1	-	-----	M3ID	
	11330-KWF-840		-	-	-	1			
2	11393-KRM-840	GASKET, R. CRANKCASE COVER	1	1	1	1			
	11393-KWK-900		-	-	-	1			
3	15651-KTE-910	GAUGE, OIL LEVEL	1	1	-	1			
	15651-KWF-900		-	-	1	-			
4	22810-KSP-910	LEVER COMP., CLUTCH	1	1	-	1			
	22810-KWF-900		-	-	1	-	-----	ID,MID,M2ID	
	22810-KWF-940		-	-	1	-	-----	M3ID	
	22810-KRM-B00		-	-	-	1			
5	22815-428-000	SPRING, CLUTCH LEVER	1	1	1	1	1		
6	22821-KTE-910	RECEIVER, CLUTCH CABLE	1	1	-	1	-		
	22821-KRM-840		-	-	-	1	-	-----	ID,MID,M2ID
	22821-KWF-940		-	-	1	-	-	-----	M3ID
7	91105-KSP-910	DOWEL PIN, 8X14	2	2	-	2	-		
	90702-KRM-840		-	-	-	-	2		
8	91202-KSP-911	OIL SEAL, 12X18X4	1	1	1	1	1		
9	91204-KSP-911	OIL SEAL, 16X28X7	1	1	-	1	-		
			-	-	1	-	-	-----	ID,MID,M2ID
10	91307-KRM-840	O-RING, 18X3	1	1	1	1	1		
11	94305-30102	PIN, SPRING, 3X10	1	1	1	1	1		
12	96001-06030-00	BOLT, FLANGE, 6X30	3	3	-	3	3		
			-	-	3	-	-	-----	ID,MID,M2ID
	90013-KWF-940		-	-	3	-	-	-----	M3ID

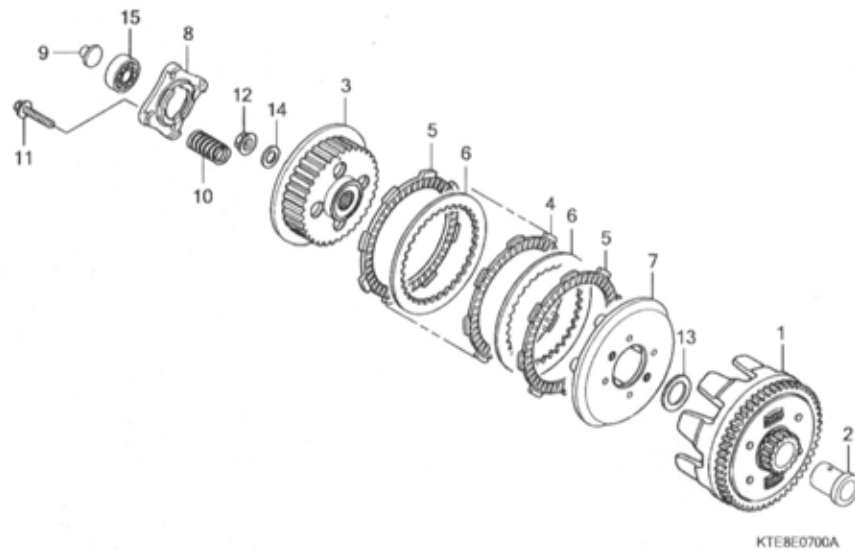


Ref. No.	Part No.	Description	Reqd. QTY					Serial No.	Parts catalogue code
			6	M7	M9	C9	MA		
13	96001-06040-00	BOLT, FLANGE, 6X40	9	9	-	9	9	----- ID,MID,M2ID	
	90010-KWF-940	-	-	9	-	-	----- M3ID	



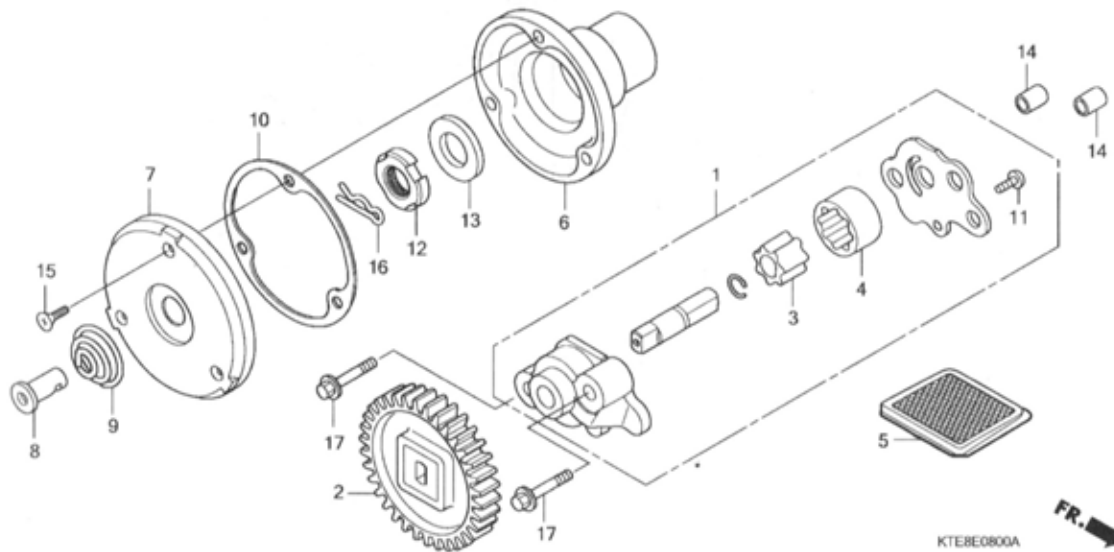
Ref. No.	L.O.N.	(Relative ref. Number) Description	F.R.T.
1	2121A0	OUTER, CLUTCH	1.1
	2121F6	OUTER, CLUTCH(A)	1.0
		.NOTE: '10 model	
		.NOTE: PGM-FI type	
3	212112	CENTER, CLUTCH	1.1
	2121F8	CENTER, CLUTCH(A)	1.0
		.NOTE: '10 model	
		.NOTE: PGM-FI type	
4		(5,6,7)	
	2121A1	DISC, CLUTCH FRICTION	1.1
		.NOTE: Same time for two units or more	
	2121F9	DISC, CLUTCH FRICTION(A)	1.0
		.NOTE: Same time for two units or more	
		.NOTE: '10 model	
		.NOTE: PGM-FI type	
8	2121A4	PLATE, CLUTCH LIFTER	0.8
	2121N1	PLATE, CLUTCH LIFTER(A)	0.7
		.NOTE: '10 model	
		.NOTE: PGM-FI type	
9	2121B6	ROD, CLUTCH LIFTER	0.7
	2121N7	ROD, CLUTCH LIFTER(A)	0.6
		.NOTE: '10 model	
		.NOTE: PGM-FI type	

Ref. No.	Part No.	Description	Reqd. QTY					Serial No.	Parts catalogue code
			6	M7	M9	MC9	MA		
1	22100-KTE-910	OUTER COMP., CLUTCH	1	1	-	1	-		
	22100-KWF-900		-	-	1	-	-	-----	ID,MID,M2ID
			-	-	-	-	1		
	22100-KWF-940		-	-	1	-	-	-----	M3ID
2	22115-KSP-910	GUIDE, CLUTCH OUTER	1	1	1	1	1		
3	22120-KTE-910	CENTER, CLUTCH	1	1	-	1	1		
			-	-	1	-	-	-----	ID,MID,M2ID
	22120-KRM-840		-	-	1	-	-	-----	M3ID
4	22201-KPM-850	DISK, CLUTCH FRICTION (4X8X45)	2	2	-	2	2		
			-	-	2	-	-	-----	ID,MID,M2ID
			-	-	3	-	-	-----	M3ID
5	22201-MR8-000	DISK, CLUTCH FRICTION	2	2	2	2	2		
6	22321-KPS-900	PLATE, CLUTCH	3	3	-	3	3		
			-	-	3	-	-	-----	ID,MID,M2ID
			-	-	4	-	-	-----	M3ID
7	22355-KTE-910	PLATE, CLUTCH PRESSURE	1	1	-	1	1		
			-	-	1	-	-	-----	ID,MID,M2ID
	22355-KRM-840		-	-	1	-	-	-----	M3ID
8	22361-KPK-900	PLATE, CLUTCH LIFTER	1	1	1	1	1		
9	22366-KSP-910	ROD, CLUTCH LIFTER	1	1	1	1	1		
10	22401-KRM-840	SPRING, CLUTCH	4	4	-	4	4		
			-	-	4	-	-	-----	ID,MID,M2ID
	22401-KWF-940		-	-	4	-	-	-----	M3ID
11	90008-KRM-840	BOLT, FLANGE, 6X25	4	4	4	4	4		
12	90202-KRM-840	NUT, SPECIAL FLANGE, 14MM	1	1	1	1	1		
13	90401-KTE-910	WASHER, PLAIN, 17MM	1	1	-	1	1		
			-	-	1	-	-	-----	ID,MID,M2ID



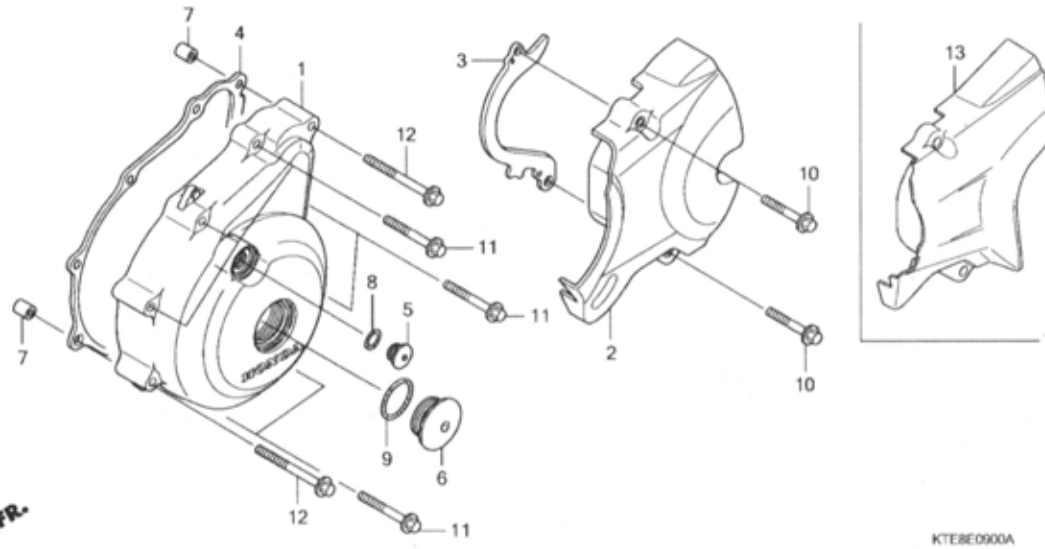
Ref. No.	L.O.N.	(Relative ref. Number) Description	F.R.T.
10	212107	SPRING, CLUTCHNOTE: Same time for two units or more	0.8
	2121N0	SPRING, CLUTCH(A)NOTE: Same time for two units or more .NOTE: '10 model .NOTE: PGM-FI type	0.7
15	2121B4	BEARING, CLUTCH LIFTER	0.8
	2121N6	BEARING, CLUTCH LIFTER(A)NOTE: '10 model .NOTE: PGM-FI type	0.7

Ref. No.	Part No.	Description	Reqd. QTY					Serial No.	Parts catalogue code
			6	M7	9 M9	C9 MC9	MA		
13)	90401-KRM-840	WASHER, PLAIN, 17MM	-	-	1	-	-	----- M31D	
14	90501-KPT-A00	WASHER, 14.1X29X2.8	1	1	1	1	1		
15	96100-60030-00	BEARING, RADIAL BALL, 6003 ..	1	1	1	1	1		



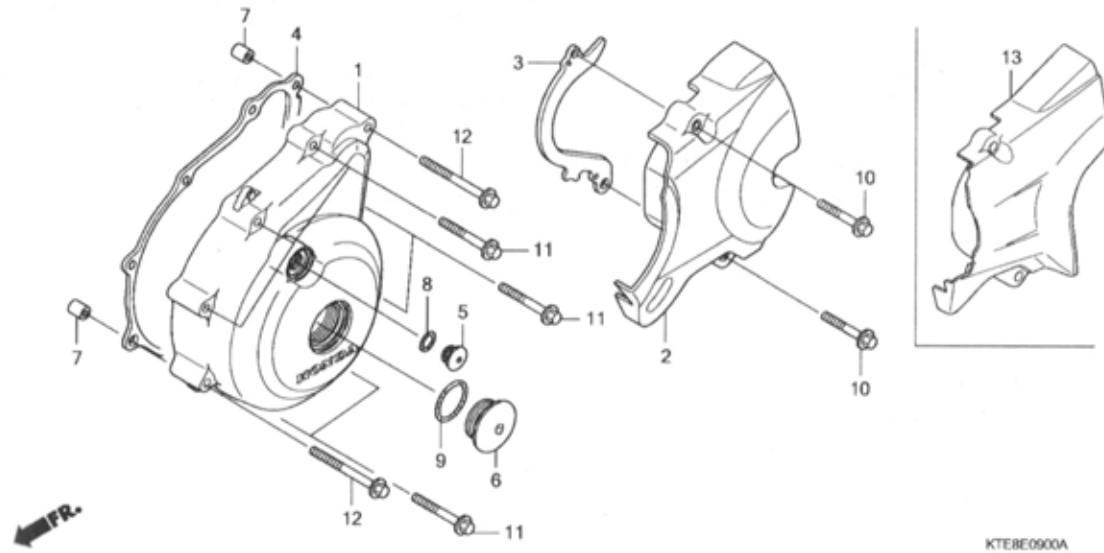
Ref. No.	L.O.N.	(Relative ref. Number) Description	F.R.T.
1	113105	PUMP ASSY., OIL	0.8
	1131F2	PUMP ASSY., OIL(A)	0.7
		.NOTE: '10 model	
		.NOTE: PGM-FI type	
2	1131B8	GEAR, OIL PUMP DRIVE	0.7
	1131G1	GEAR, OIL PUMP DRIVE(A)	0.6
		.NOTE: '10 model	
		.NOTE: PGM-FI type	
3	1131C7	ROTOR, OIL PUMP	0.9
	1131E0	ROTOR, OIL PUMP(A)	0.8
		.NOTE: '10 model	
		.NOTE: PGM-FI type	
5	1131B5	SCREEN, OIL FILTER	0.7
	1131G2	SCREEN, OIL FILTER(A)	0.6
		.NOTE: '10 model	
		.NOTE: PGM-FI type	
6	1101L0	ROTOR, OIL FILTER	0.9
	1101R0	ROTOR, OIL FILTER(A)	0.8
		.NOTE: '10 model	
		.NOTE: PGM-FI type	
7	1101L1	CAP, OIL FILTER ROTOR	0.8
	1101S0	CAP, OIL FILTER ROTOR(A)	0.7
		.NOTE: '10 model	
		.NOTE: PGM-FI type	

Ref. No.	Part No.	Description	Reqd. QTY					Serial No.	Parts catalogue code
			6	M7	M9	C9	MA		
			CBF125						
1	15100-KTE-910	PUMP ASSY., OIL	1	1	1	1	1		
2	15130-KTE-910	GEAR COMP., OIL PUMP (34T) ..	1	1	1	1	1		
3	15331-KTE-910	ROTOR, OIL PUMP INNER	1	1	1	1	1		
4	15332-KTE-910	ROTOR, OIL PUMP OUTER	1	1	1	1	1		
5	15421-KSP-910	SCREEN, OIL FILTER	1	1	1	1	1		
6	15430-KSP-910	ROTOR, OIL FILTER	1	1	1	1	1		
7	15436-KRM-840	CAP, OIL FILTER ROTOR	1	1	1	1	1		
8	15441-KCS-650	THROUGH, OIL	1	1	1	1	1		
9	15446-107-000	SPRING, OIL THROUGH	1	1	1	1	1		
10	15459-KTO-710	GASKET, OIL FILTER CAP	1	1	1	1	-		
	15459-KWK-900	-	-	-	-	1		
11	90106-GHR-J20	SCREW, TAPPING, 4X8	1	1	1	1	1		
	93901-34120	1	1	1	1	1		
12	90231-KSP-910	NUT, LOCK, 14MM	1	1	1	1	1		
13	90432-KPT-A00	WASHER, 14.2X26X3	1	1	1	1	1		
14	91105-KSP-910	DOWEL PIN, 8X14	2	2	2	2	-		
	90702-KRM-840	-	-	-	-	2		
15	93700-05012-0A	SCREW, OVAL, 5X12	3	3	3	3	3		
16	94251-08000	PIN, LOCK, 8MM	1	1	1	1	1		
17	95701-06035-00	BOLT, FLANGE, 6X35	2	2	2	2	2		

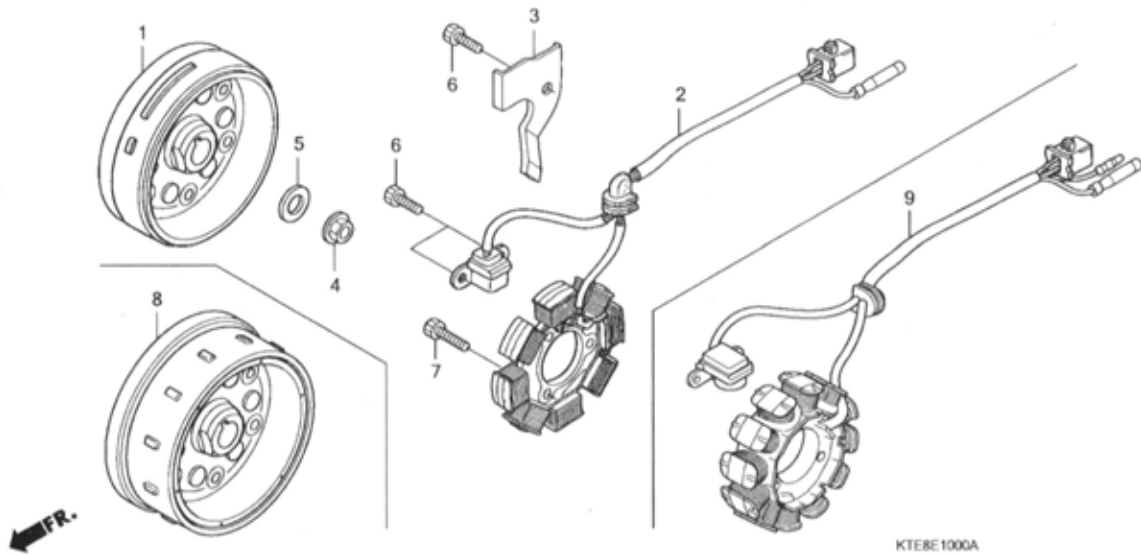


Ref. No.	L.O.N.	(Relative ref. Number) Description	F.R.T.
1	1101A6	COVER, CRANKCASE :LEFT	0.3
2		(13)	
	1101B0	COVER, CRANKCASE :LEFT REAR ..	0.1
4	1101A3	GASKET, CRANKCASE COVER :LEFT	0.2

Ref. No.	Part No.	Description	Reqd. QTY					Serial No.	Parts catalogue code
			6	M7	M9	C9	MA		
1	11341-KSP-910	COVER, L. CRANKCASE	1	1	-	1	-		
	11341-KWF-900	-	-	1	-	-	-----	ID,MID,M2ID
	11341-KWF-960	-	-	1	-	-	-----	M3ID
	11341-KSP-860	-	-	-	-	1		
2	11360-KTE-910	COVER COMP., L. RR.	1	1	-	1	-		
3	11365-KTE-910	GUIDE, DRIVE CHAIN	1	1	-	1	1		
		-	-	1	-	-	-----	ID,MID,M2ID
	11365-KWF-940	-	-	1	-	-	-----	M3ID
4	11395-KRM-840	GASKET, L. COVER	1	1	1	1	-		
	11395-KWK-900	-	-	-	-	1		
5	90084-MN8-010	CAP, 14MM	1	1	1	1	1		
6	90087-KRM-840	CAP, 32MM	1	1	-	-	-		
	90087-KSP-860	-	-	1	1	1		
7	91105-KSP-910	DOWEL PIN, 8X14	2	2	2	2	-		
	90702-KRM-840	-	-	-	-	2		
8	91303-KRM-840	O-RING, 13.8X2.5	1	1	1	1	1		
9	91305-KRM-840	O-RING, 31.7X2.4	1	1	1	1	1		
10	96001-06030-00	BOLT, FLANGE, 6X30	2	2	-	2	2		
		-	-	2	-	-	-----	ID,MID,M2ID
	90013-KWF-940	-	-	2	-	-	-----	M3ID
11	96001-06035-00	BOLT, FLANGE, 6X35	7	7	-	7	7		
		-	-	7	-	-	-----	ID,MID,M2ID
	90014-KWF-940	-	-	7	-	-	-----	M3ID
12	96001-06045-00	BOLT, FLANGE, 6X45	2	2	-	2	2		
		-	-	2	-	-	-----	ID,MID,M2ID
	90015-KWF-940	-	-	2	-	-	-----	M3ID
13	11360-KWF-900	COVER COMP., L. RR.	-	-	1	-	-	-----	ID,MID,M2ID

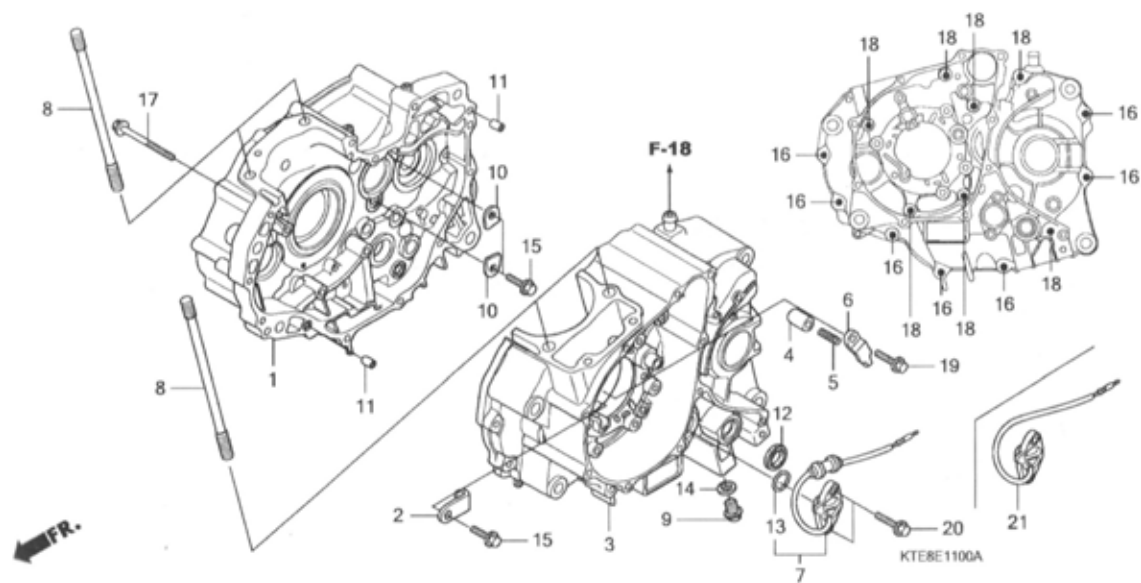


Ref. No.	Part No.	Description	Reqd. QTY					Serial No.	Parts catalogue code
			6	M7	M9	MC9	MA		
13)	11360-KWF-960	COVER COMP., L. RR.	-	-	1	-	-	----- M31D	
	11360-KWF-840	-	-	-	-	1		



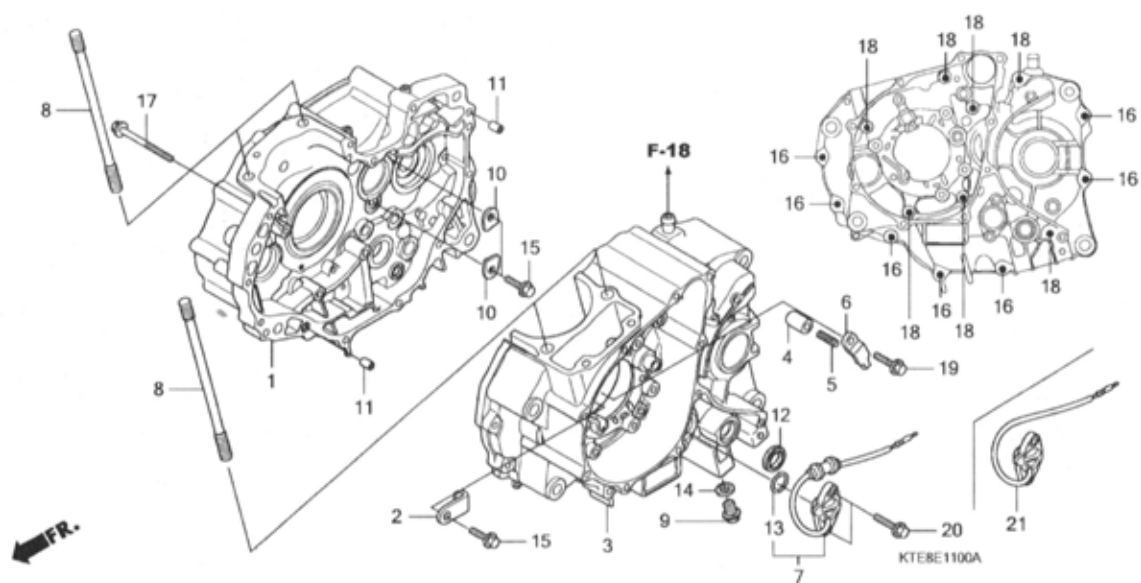
Ref. No.	L.O.N.	(Relative ref. Number) Description	F.R.T.
1		(8)	
	613105	ROTOR OR FLYWHEEL	0.5
	613105A	.With starting motor type add	0.1
2		(9)	
	6131A3	STATOR	0.5

Ref. No.	Part No.	Description	Reqd. QTY					Serial No.	Parts catalogue code
			6	M7	9 M9	C9 MC9	MA		
1	31110-KTE-911	FLYWHEEL COMP.	1	-	-	-	-	----- CID,C2ID,ID	
	31110-KTE-931	-	1	-	-	1		----- MCID,MC2ID,MID,M2ID
2	31120-KTE-911	STATOR COMP.	1	1	-	1	1	----- ID,MID,M2ID	
3	32111-KSP-910	CLAMPER, A.C. GENERATOR CORD	1	1	1	1	1		
4	90201-KRM-840	NUT, FLANGE, 14MM	1	1	1	1	1		
5	90501-KPT-A00	WASHER, 14.1X29X2.8	1	1	1	1	1		
6	96600-06016-00	BOLT, SOCKET, 6X16	3	3	3	3	3		
7	96600-06025-00	BOLT, SOCKET, 6X25	3	3	3	3	3		
8	31110-KWF-941	FLYWHEEL COMP.	-	-	1	-	-	----- M3ID	
9	31120-KWF-941	STATOR COMP.	-	-	1	-	-	----- M3ID	



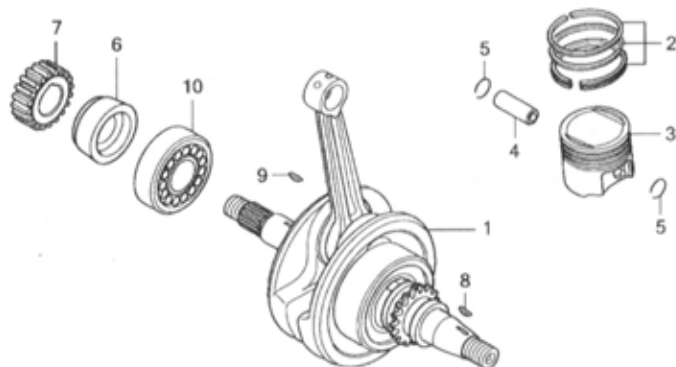
Ref. No.	L.O.N.	(Relative ref. Number) Description	F.R.T.
1	110120	CRANKCASE :RIGHTINCLUDES: Engine removal and installation	4.5
	1101P1	CRANKCASE(A) :RIGHTINCLUDES: Engine removal and installation	4.6
	1101T8	CRANKCASE(B) :RIGHTNOTE: PGM-FI type .INCLUDES: Engine removal and installation	4.7
3	110115	CRANKCASE :LEFTINCLUDES: Engine removal and installation	4.2
	1101N9	CRANKCASE(A) :LEFTINCLUDES: Engine removal and installation	4.3
	1101T7	CRANKCASE(B) :LEFTNOTE: PGM-FI type .INCLUDES: Engine removal and installation	4.4
	1101A2	CRANKCASE :BOTHNOTE: '10 model .INCLUDES: Engine removal and installation	5.1

Ref. No.	Part No.	Description	Reqd. QTY					Serial No.	Parts catalogue code
			6	M7	M9	C9	MA		
1	11100-KTE-910	CRANKCASE COMP., R.	1	-	-	-	-		
	11100-KTE-930	-	1	-	-	-		
	11100-KWF-900	-	-	1	-	-	----- ID	
	11100-KWF-920	-	-	1	-	-	----- MID,M2ID	
	11100-KWF-960	-	-	1	-	-	----- M3ID	
	11100-KSP-900	-	-	-	1	-	----- MCID,MC2ID	
	11100-KSP-910	-	-	-	1	-	----- CID,C2ID	
	11100-KSP-860	-	-	-	-	1		
2	11108-KSP-910	PLATE, L. BEARING SETTING ...	3	3	-	3	-		
	11108-KTN-900	-	-	3	-	3		
3	11200-KTE-910	CRANKCASE COMP., L.	1	-	-	-	-		
	11200-KTE-930	-	1	-	-	-		
	11200-KWF-900	-	-	1	-	-	----- ID	
	11200-KWF-920	-	-	1	-	-	----- MID,M2ID	
	11200-KWF-960	-	-	1	-	-	----- M3ID	
	11200-KSP-901	-	-	-	1	-	----- MCID,MC2ID	
	11200-KSP-911	-	-	-	1	-	----- CID,C2ID	
	11200-KSP-860	-	-	-	-	1		
4	11215-KSP-910	PLUG, BEARING PUSH	1	1	1	1	1		
5	11216-KRM-840	SPRING, BEARING PUSH	1	1	1	1	1		
6	11217-KRM-840	PLATE, BEARING PUSH	1	1	1	1	1		
7	35750-KTE-910	SWITCH SET, NEUTRAL	1	1	-	1	1	----- ID,MID,M2ID	
			-	1	-	-	-		
8	90031-KSP-910	BOLT, CYLINDER STUD, 8X140 ..	4	4	4	4	4		
9	90131-KSP-910	BOLT, PLUG DRAIN, 12MM	1	1	1	1	-		
	90131-KRM-840	BOLT, DRAIN PLUG, 12MM	-	-	-	-	1		
10	90441-KRM-840	PLATE, BEARING HOLDER	2	2	2	2	2		



Ref. No.	L.O.N.	(Relative ref. Number) Description	F.R.T.
+ 3	1101P0	CRANKCASE(A) :BOTHINCLUDES: Engine removal and installation .NOTE: PGM-FI type	5.2
	1101T9	CRANKCASE(B) :BOTHINCLUDES: Engine removal and installation .NOTE: '10 model (21)	5.3
7	6151B8	SWITCH, NEUTRAL	0.3
12	1101F9	OIL SEAL, GEARSHIFT SPINDLE ..	1.2
	1101S1	OIL SEAL, GEARSHIFT SPINDLE(A) .. .NOTE: '10 model .NOTE: PGM-FI type	1.1

Ref. No.	Part No.	Description	Reqd. QTY					Serial No.	Parts catalogue code
			6	M7	M9	MC9	MA		
11	91105-KSP-910	DOWEL PIN, 8X14	2	2	2	2	-		
	90702-KRM-840	-	-	-	-	2		
12	91203-KSP-911	OIL SEAL, 14X22X5	1	1	1	1	1		
13	91305-KPH-900	O-RING, 19.4X2.3	1	1	1	1	1		
14	94109-12000	WASHER, DRAIN PLUG, 12MM	1	1	1	1	1		
15	95701-06016-00	BOLT, FLANGE, 6X16	5	5	5	5	5		
16	95701-06040-00	BOLT, FLANGE, 6X40	7	7	-	7	7		
	90001-KWF-940	-	-	7	-	-	----- ID,MID,M2ID	
					7	-	-	----- M3ID	
17	95701-06045-00	BOLT, FLANGE, 6X45	1	1	-	1	1		
	90021-KWF-940	-	-	1	-	-	----- ID,MID,M2ID	
					1	-	-	----- M3ID	
18	95701-06070-00	BOLT, FLANGE, 6X70	7	7	-	7	7		
	90002-KWF-940	-	-	7	-	-	----- ID,MID,M2ID	
					7	-	-	----- M3ID	
19	96001-06018-00	BOLT, FLANGE, 6X18	1	1	1	1	1		
20	96001-06020-00	BOLT, FLANGE, 6X20	2	2	2	2	2		
21	35759-KWF-940	CONTACT ASSY., NEUTRAL SWITCH	-	-	1	-	-	----- M3ID	

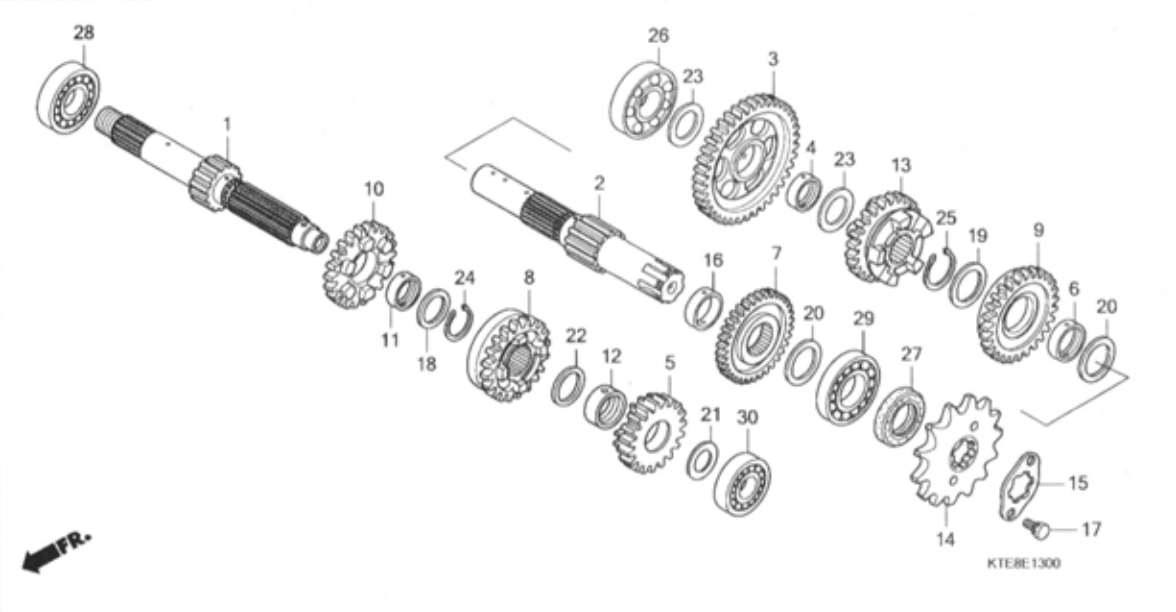


FR.

KTEBE1200A

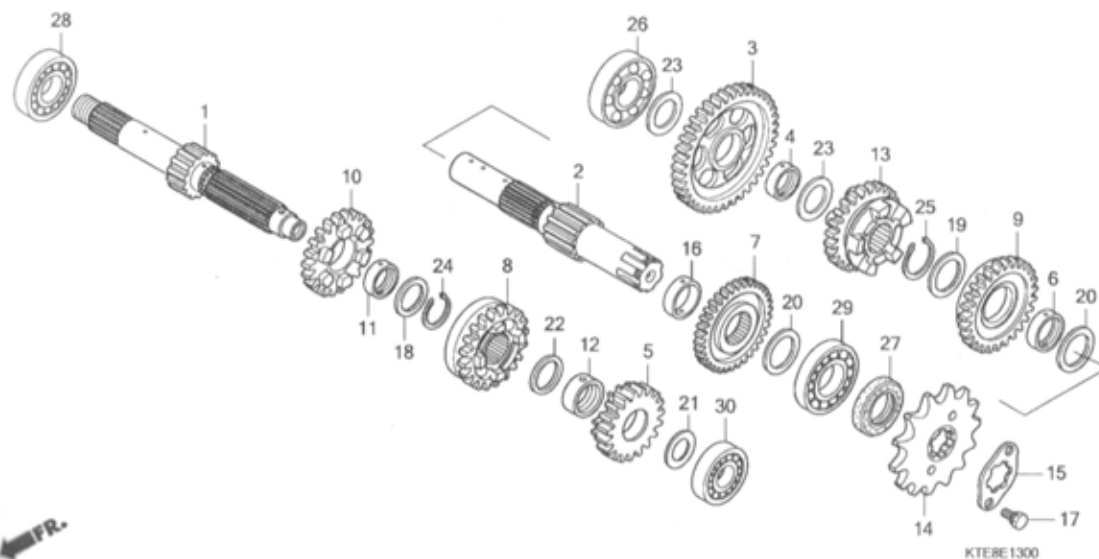
Ref. No.	L.O.N.	(Relative ref. Number) Description	F.R.T.
1	1101B5	CRANKSHAFTINCLUDES: Engine removal and installation	3.7
	1101N6	CRANKSHAFT(A)INCLUDES: Engine removal and installation .NOTE: PGM-FI type	3.8
	1101R1	CRANKSHAFT(B)INCLUDES: Engine removal and installation .NOTE: '10 model	3.9
3	111103	RING, PISTON AND/OR PISTON (ONE)	1.7
10	1101B7	BEARING, CRANKSHAFT :RIGHTINCLUDES: Engine removal and installation	3.7
	1101P7	BEARING, CRANKSHAFT(A) :RIGHT .INCLUDES: Engine removal and installation .NOTE: PGM-FI type	3.8
	1101U0	BEARING, CRANKSHAFT(B) :RIGHT .INCLUDES: Engine removal and installation .NOTE: '10 model	3.9

Ref. No.	Part No.	Description	Reqd. QTY					Serial No.	Parts catalogue code
			6	M7	M9	MC9	MA		
1	13000-KTE-910	CRANKSHAFT COMP.	1	1	-	1	-		
	13000-KWF-940	-	-	1	-	-	----- M31D	
	13000-KWF-900	-	-	1	-	-	----- ID,MID,M21D	
2	13011-KTE-305	RING SET, PISTON (STD.)	1	1	-	1	-		
	13021-KTE-305	RING SET, PISTON (0.25)	(1)	(1)	-	(1)	-		
	13031-KTE-305	RING SET, PISTON (0.50)	(1)	(1)	-	(1)	-		
	13041-KTE-305	RING SET, PISTON (0.75)	(1)	(1)	-	(1)	-		
	13051-KTE-305	RING SET, PISTON (1.00)	(1)	(1)	-	(1)	-		
	13011-KWF-305	RING SET, PISTON (STD.)	-	-	1	-	1		
	13021-KWF-305	RING SET, PISTON (0.25)	-	-	(1)	-	(1)		
	13031-KWF-305	RING SET, PISTON (0.50)	-	-	(1)	-	(1)		
	13041-KWF-305	RING SET, PISTON (0.75)	-	-	(1)	-	(1)		
	13051-KWF-305	RING SET, PISTON (1.00)	-	-	(1)	-	(1)		
3	13101-KTE-910	PISTON	1	1	1	1	1		
	13102-KTE-305	PISTON (0.25)	(1)	(1)	(1)	(1)	(1)		
	13103-KTE-305	PISTON (0.50)	(1)	(1)	(1)	(1)	(1)		
	13104-KTE-305	PISTON (0.75)	(1)	(1)	(1)	(1)	(1)		
	13105-KTE-305	PISTON (1.00)	(1)	(1)	(1)	(1)	(1)		
4	13111-KTE-910	PIN, PISTON	1	1	1	1	1		
5	13115-GN5-910	CLIP, PISTON PIN, 13MM	2	2	2	2	2		
6	13412-KTE-910	COLLAR, R. CRANKSHAFT	1	1	1	1	1		
7	23121-KRM-840	GEAR, PRIMARY DRIVE (20T) ...	1	1	1	1	1		
8	90741-KFB-000	KEY, WOODRUFF, 4MM	1	1	1	1	1		
9	90741-KGH-900	KEY, WOODRUFF, 4MM	1	1	1	1	1		
10	91001-KSP-913	BEARING, ROLLER, 30X58X17 ...	1	1	1	1	1		



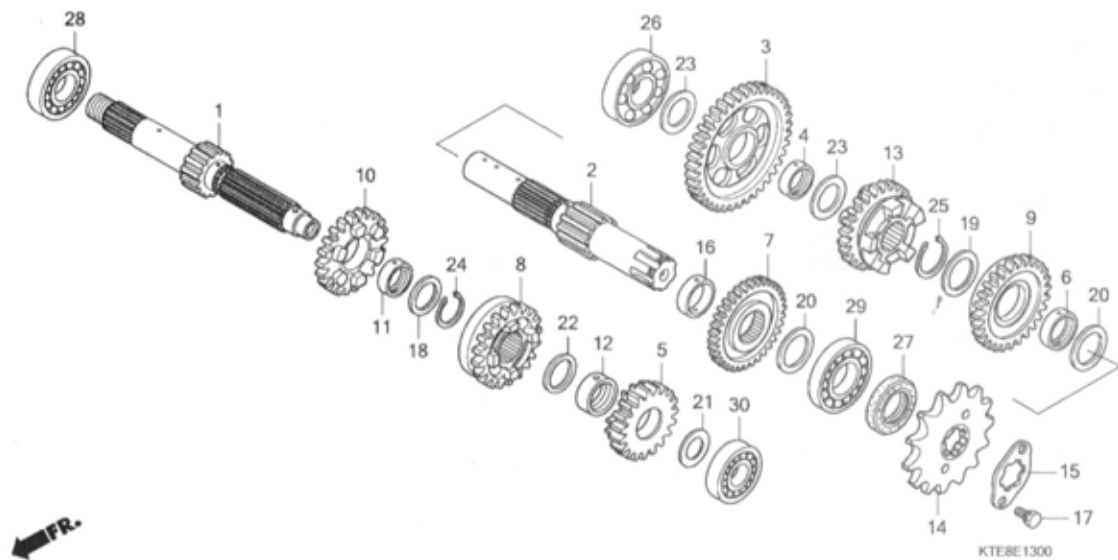
Ref. No.	L.O.N.	(Relative ref. Number) Description	F.R.T.
1	210141	(5,8,10) MAINSHAFT, TRANSMISSIONINCLUDES: Engine removal and installation	3.7
	210141A	.Replace countershaft add	0.2
2	210142	(3,7,9,13) COUNTERSHAFT, TRANSMISSIONINCLUDES: Engine removal and installation	3.7
	210142A	.Replace mainshaft add	0.2
14	213135	SPROCKET, DRIVE	0.2
26	2101C8	BEARING, COUNTERSHAFT :RIGHT . .INCLUDES: Engine removal and installation	3.7
	2101C9	BEARING, COUNTERSHAFT :BOTH .. .INCLUDES: Engine removal and installation	3.9
	2101D4	BEARING, MAINSHAFT AND COUNTERSHAFT :ALL	4.1
28	2101C5	BEARING, MAINSHAFT :RIGHTINCLUDES: Engine removal and installation	3.7
+	2101C6	BEARING, MAINSHAFT :BOTH	3.9

Ref. No.	Part No.	Description	Reqd. QTY					Serial No.	Parts catalogue code
			6	M7	M9	C9	MA		
1	23210-KTE-910	MAINSHAFT COMP., TRANSMISSION (12T)	1	1	-	1	-		
2	23220-KTE-910	COUNTERSHAFT COMP.	1	1	-	1	-		
3	23421-KTE-910	GEAR, COUNTERSHAFT LOW (41T)	1	1	-	1	-		
4	23427-KSP-910	BUSH, 17X20.5X8.0	1	1	-	1	-		
5	23431-KTE-910	GEAR, MAINSHAFT SECOND (21T)	1	1	-	1	-		
6	23432-KTE-910	BUSH, 20MM	1	1	-	1	-		
7	23441-KTE-910	GEAR, COUNTERSHAFT SECOND (42T)	1	1	-	1	-		
8	23451-KTE-910	GEAR, MAINSHAFT THIRD (20T)	1	1	-	1	-		
9	23461-KTE-910	GEAR, COUNTERSHAFT THIRD (27T)	1	1	-	1	-		
10	23471-KTE-910	GEAR, MAINSHAFT FOURTH (26T)	1	1	-	1	-		
11	23472-KTE-910	BUSH, 17MM	1	1	-	1	-		
12	23473-KTE-910	BUSH, 14.3MM	1	1	-	1	-		
13	23481-KTE-910	GEAR, COUNTERSHAFT FOURTH (27T)	1	1	-	1	-		
14	23801-KTE-910	SPROCKET, DRIVE (14T)	1	1	-	1	-		
15	23811-KR3-600	PLATE A2, FIXING	1	1	-	1	-		
16	23911-KTE-910	COLLAR, 25MM	1	1	-	1	-		
17	90084-KRM-840	BOLT, DRIVE SPROCKET FIXING .	2	2	-	2	-		
18	90452-KRM-840	WASHER, SPLINE, 17X23X1.6 ...	1	1	-	1	-		
19	90453-KRM-840	WASHER, SPLINE, 20MM	1	1	-	1	-		
20	90454-KTE-910	WASHER, THRUST, 20MM	2	2	-	2	-		
21	90456-KRM-840	WASHER, THRUST, 12MM	1	1	-	1	-		
22	90456-KTE-910	WASHER, THRUST, 14.5MM	1	1	-	1	-		

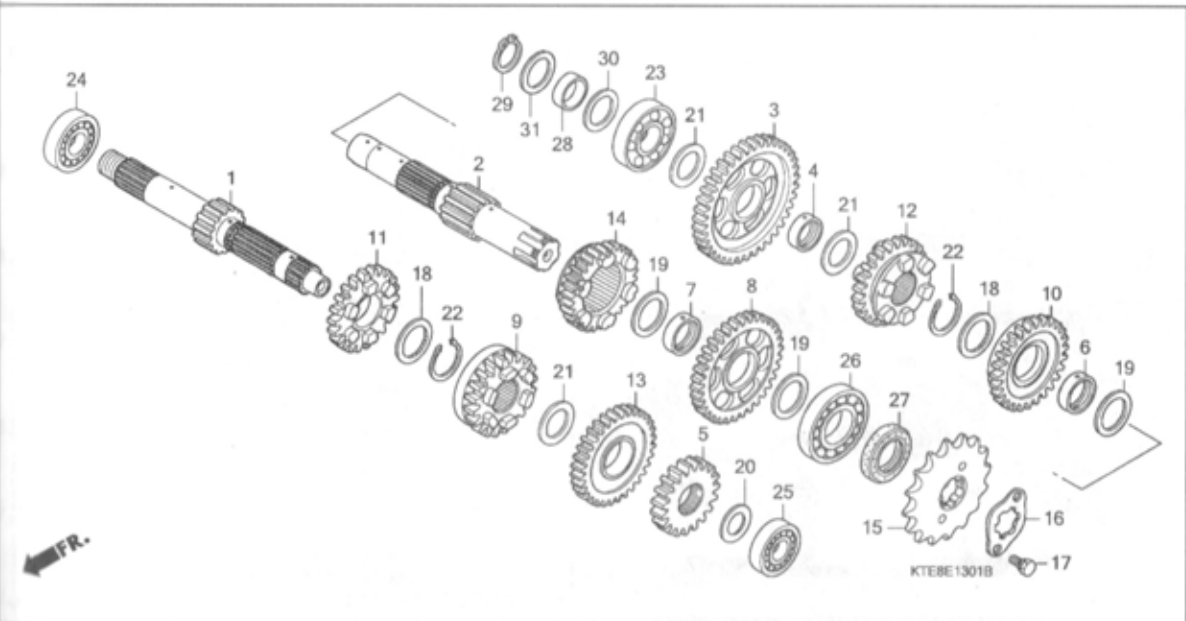


Ref. No.	L.O.N.	(Relative ref. Number) Description	F.R.T.
+28		.INCLUDES: Engine removal and installation	
2101D4		BEARING, MAINSHAFT AND COUNTERSHAFT :ALL	4.1
29	2101C7	BEARING, COUNTERSHAFT :LEFT ..	3.7
		.INCLUDES: Engine removal and installation	
2101C9		BEARING, COUNTERSHAFT :BOTH ..	3.9
		.INCLUDES: Engine removal and installation	
2101D4		BEARING, MAINSHAFT AND COUNTERSHAFT :ALL	4.1
		.INCLUDES: Engine removal and installation	
30	2101C2	BEARING, MAINSHAFT :LEFT	3.7
		.INCLUDES: Engine removal and installation	
2101C6		BEARING, MAINSHAFT :BOTH	3.9
		.INCLUDES: Engine removal and installation	
2101D4		BEARING, MAINSHAFT AND COUNTERSHAFT :ALL	4.1

Ref. No.	Part No.	Description	Reqd. QTY					Serial No.	Parts catalogue code
			CBF125						
			6	M7	9 M9	C9 MC9	MA		
23	90458-KRM-840	WASHER, THRUST, 17MM	2	2	-	-	-		
	90452-GB4-770	-	-	-	2	-		
24	90601-KRM-840	CIRCLIP, 17MM	1	1	-	1	-		
25	90605-200-000	SET RING, 20MM	1	1	-	1	-		
26	91003-KSP-910	BEARING, RADIAL BALL, 17X42X12	1	1	-	1	-		
27	91216-KSP-911	OIL SEAL, 20X34X7	1	1	-	1	-		
28	91004-KTN-900	BEARING, RADIAL BALL, 17X40X12	1	1	-	1	-		
29	91006-KTN-900	BEARING, RADIAL BALL, 20X47X14	1	1	-	1	-		
30	91005-KTN-900	BEARING, RADIAL BALL, 12X32X10	1	1	-	1	-		

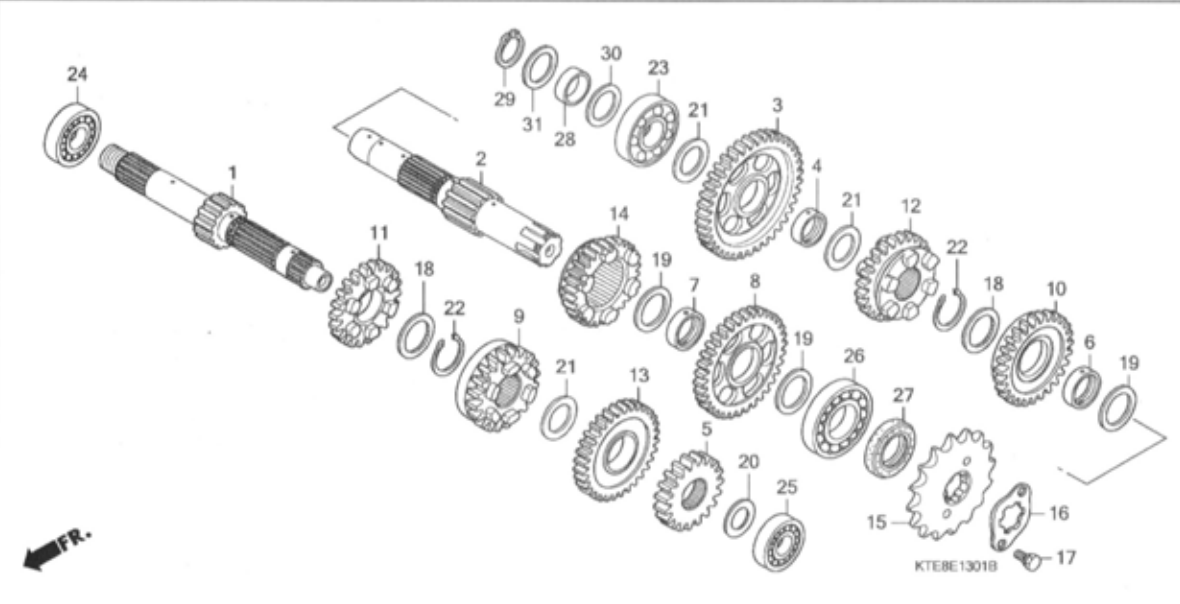


Ref. No.	L.O.N.	(Relative ref. Number) Description	F.R.T
+30		.INCLUDES: Engine removal and installation	



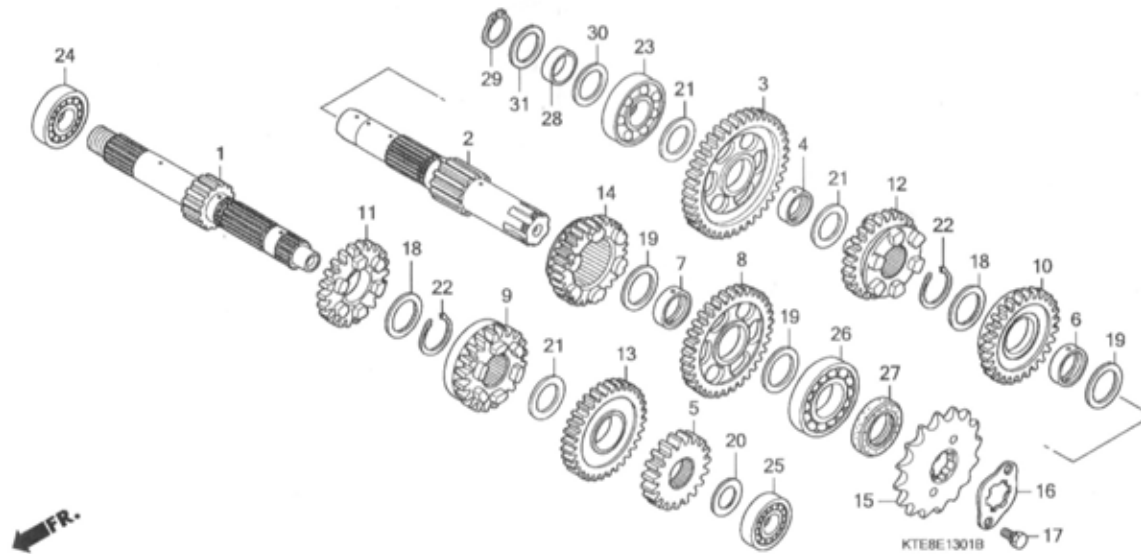
Ref. No.	L.O.N.	(Relative ref. Number) Description	F.R.T.
1	2101J3	(5,9,11,13) MAINSHAFT, TRANSMISSION(A)INCLUDES: Engine removal and installation .NOTE: PGM-FI type	3.8
	2101J3A	.Replace countershaft add	0.2
	2101Q0	MAINSHAFT, TRANSMISSION(B)INCLUDES: Engine removal and installation .NOTE: '10 model	3.9
	2101Q0A	.Replace countershaft add (3,8,10,12,14)	0.2
2	2101J4	COUNTERSHAFT, TRANSMISSION(A) .INCLUDES: Engine removal and installation .NOTE: PGM-FI type	3.8
	2101J4A	.Replace mainshaft add	0.2
	2101Q1	COUNTERSHAFT, TRANSMISSION(B) .INCLUDES: Engine removal and installation .NOTE: '10 model	3.9
	2101Q1A	.Replace mainshaft add	0.2
15	213135	SPROCKET, DRIVE	0.2
23	2101M1	BEARING, COUNTERSHAFT(A) :RIGHT	3.8

Ref. No.	Part No.	Description	Reqd. QTY					Serial No.	Parts catalogue code
			6	M7	9 M9	C9 MC9	MA		
1	23210-KWF-900	MAINSHAFT COMP. (13T)	-	-	1	-	1		
2	23220-KWF-900	COUNTERSHAFT COMP.	-	-	1	-	1		
	23220-KWF-840	-	-	-	-	1		
3	23421-KWF-900	GEAR, COUNTERSHAFT LOW (40T)	-	-	1	-	1		
4	23427-KSP-910	BUSH, 17X20.5X8.0	-	-	1	-	-	----- ID,MID,M2ID	
	23427-KRM-840	-	-	1	-	-	----- M3ID	
5	23431-KWF-900	GEAR, MAINSHAFT SECOND (18T)	-	-	1	-	1		
6	23432-KWF-900	BUSH, 20X23X10.8	-	-	1	-	1		
7	23432-KSP-910	BUSH, 20MM	-	-	1	-	-	----- ID,MID,M2ID	
	23432-KRM-840	-	-	1	-	-	----- M3ID	
	23432-KVS-900	COLLAR, 20MM	-	-	-	-	1		
8	23441-KWF-900	GEAR, COUNTERSHAFT SECOND (35T)	-	-	1	-	1		
9	23451-KWF-900	GEAR, MAINSHAFT THIRD (19T)	-	-	1	-	1		
10	23461-KWF-900	GEAR, COUNTERSHAFT THIRD (28T)	-	-	1	-	1		
11	23471-KWF-900	GEAR, MAINSHAFT FOURTH (21T)	-	-	1	-	1		
12	23481-KWF-900	GEAR, COUNTERSHAFT FOURTH (25T)	-	-	1	-	1		
13	23491-KWF-900	GEAR, MAINSHAFT FIFTH (26T)	-	-	1	-	1		
14	23501-KWF-900	GEAR, COUNTERSHAFT FIFTH (27T)	-	-	1	-	1		
15	23801-KTE-910	SPROCKET, DRIVE (14T)	-	-	1	-	-	----- ID,MID,M2ID	
	23801-KWF-940	SPROCKET, DRIVE (16T)	-	-	1	-	-	----- M3ID	
	23801-KWG-600	SPROCKET, DRIVE (14T)	-	-	-	-	1		
16	23811-KR3-600	PLATE A2, FIXING	-	-	1	-	1		
17	90084-KRM-840	BOLT, DRIVE SPROCKET FIXING	-	-	2	-	2		

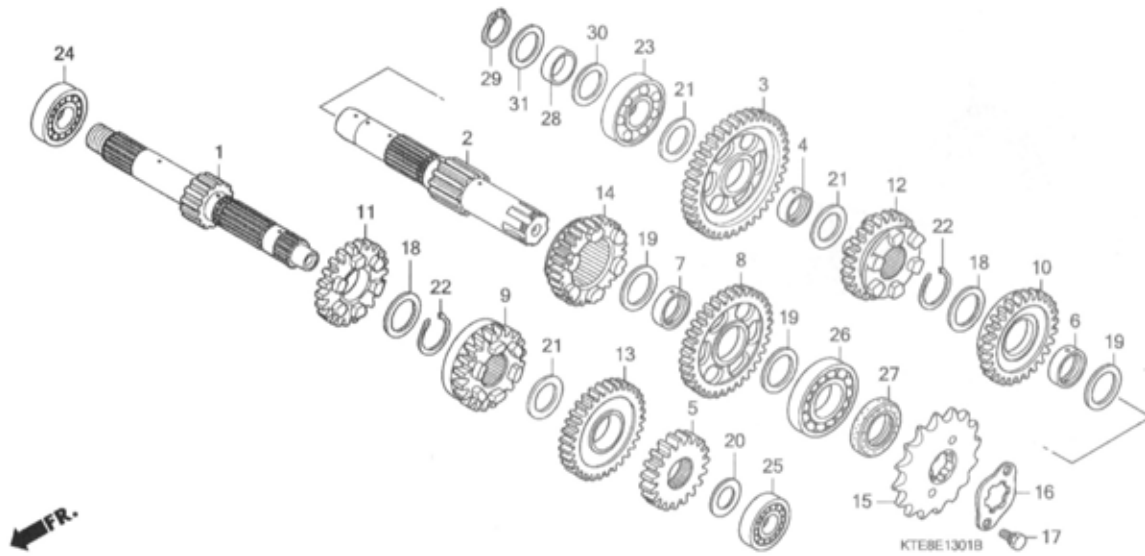


Ref. No.	L.O.N.	(Relative ref. Number) Description	F.R.T.
+23		.INCLUDES: Engine removal and installation .NOTE: PGM-FI type	
2101Q6		BEARING, COUNTERSHAFT(B) :RIGHT	3.9
		.INCLUDES: Engine removal and installation .NOTE: '10 model	
24	2101L8	BEARING, MAINSHAFT(A) :RIGHT ..	3.8
		.INCLUDES: Engine removal and installation .NOTE: PGM-FI type	
2101Q3		BEARING, MAINSHAFT(B) :RIGHT ..	3.9
		.INCLUDES: Engine removal and installation .NOTE: '10 model	
25	2101M3	BEARING, MAINSHAFT(A) :LEFT ..	3.8
		.INCLUDES: Engine removal and installation .NOTE: PGM-FI type	
2101Q2		BEARING, MAINSHAFT(B) :LEFT ..	3.9
		.INCLUDES: Engine removal and installation .NOTE: '10 model	
+	2101L9	BEARING, MAINSHAFT(A) :BOTH ..	4.0

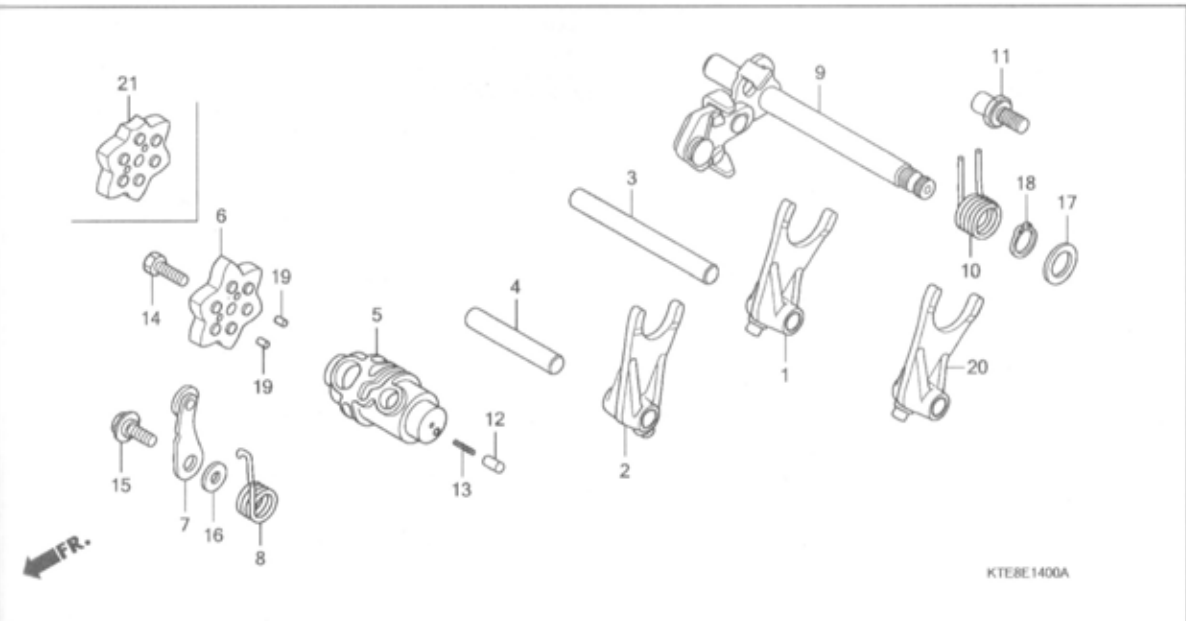
Ref. No.	Part No.	Description	Reqd. QTY					Serial No.	Parts catalogue code
			CBF125						
			6	M7	M9	C9	MA		
18	90453-KWF-900	WASHER, THRUST, 20MM	-	-	2	-	-	-----	ID,MID,M2ID
	90453-KVS-900	WASHER, SPLINE, 20MM	-	-	2	-	-	-----	M3ID
19	90454-KWF-900	WASHER, THRUST, B 20MM	-	-	3	-	-	-----	ID,MID,M2ID
	90454-KPS-900	WASHER B, THRUST, 20MM	-	-	3	-	-	-----	M3ID
20	90456-KWF-900	WASHER, THRUST, 12MM	-	-	1	-	-	-----	ID,MID,M2ID
	90456-KRM-840	-	-	1	-	-	-----	M3ID
			-	-	-	-	1		
21	90458-KWF-900	WASHER, THRUST, 17MM	-	-	3	-	-	-----	ID,MID,M2ID
	90458-KVS-900	-	-	3	-	-	-----	M3ID
			-	-	-	-	3		
22	90605-KWF-900	SET RING, 20MM	-	-	2	-	2		
23	91003-KSP-910	BEARING, RADIAL BALL, 17X42X12	-	-	1	-	1		
24	91004-KTN-900	BEARING, RADIAL BALL, 17X40X12	-	-	1	-	1		
25	91005-KTN-900	BEARING, RADIAL BALL, 12X32X10	-	-	1	-	1		
26	91006-KTN-900	BEARING, RADIAL BALL, 20X47X14	-	-	1	-	1		
27	91216-KSP-911	OIL SEAL, 20X34X7	-	-	1	-	1		
28	28232-KWF-940	BUSH, 17MM	-	-	1	-	-	-----	M3ID
29	90602-KRM-840	CIRCLIP, EXTERNAL, 17MM	-	-	1	-	-	-----	M3ID
			-	-	-	-	1		
30	90458-KVS-900	WASHER, THRUST, 17MM	-	-	1	-	-	-----	M3ID
			-	-	-	-	1		
31	90458-KVS-900	WASHER, THRUST, 17MM	-	-	1	-	-	-----	M3ID



Ref. No.	L.O.N.	(Relative ref. Number) Description	F.R.T.
+25		.INCLUDES: Engine removal and installation .NOTE: PGM-FI type	
2101Q4		BEARING, MAINSHAFT(B) :BOTH -- .INCLUDES: Engine removal and installation .NOTE: '10 model	4.1
26 2101M4		BEARING, COUNTERSHAFT(A) :LEFT .INCLUDES: Engine removal and installation .NOTE: PGM-FI type	3.8
2101Q5		BEARING, COUNTERSHAFT(B) :LEFT .INCLUDES: Engine removal and installation .NOTE: '10 model	3.9
2101M2		BEARING, COUNTERSHAFT(A) :BOTH .INCLUDES: Engine removal and installation .NOTE: PGM-FI type	4.0
2101Q7		BEARING, COUNTERSHAFT(B) :BOTH .INCLUDES: Engine removal and installation .NOTE: '10 model	4.1
2101M0		BEARING, MAINSHAFT AND COUNTERSHAFT(A) :ALL	4.2

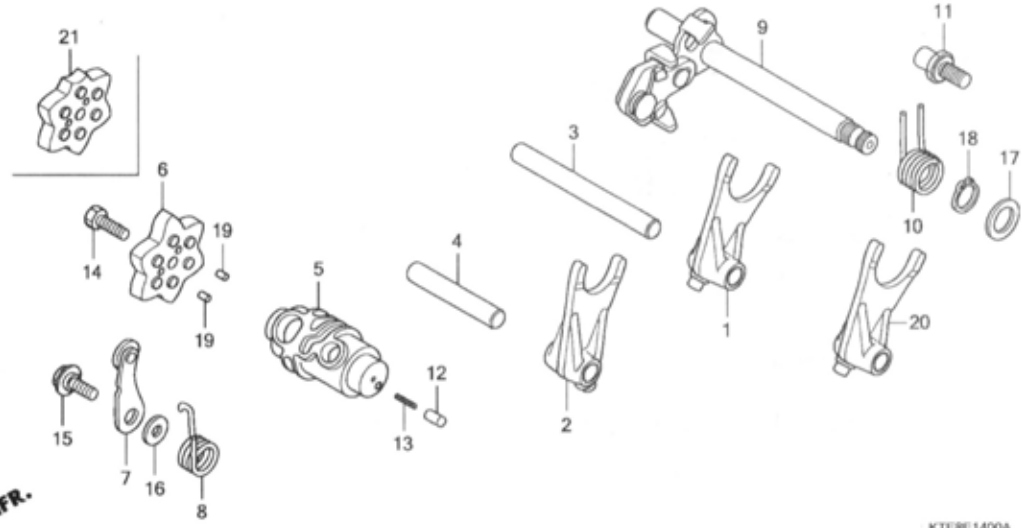


Ref. No.	L.O.N.	(Relative ref. Number) Description	F.R.T.
+26		.INCLUDES: Engine removal and installation .NOTE: PGM-FI type	
2101Q8		BEARING, MAINSHAFT AND COUNTERSHAFT(B) :ALLINCLUDES: Engine removal and installation .NOTE: '10 model	4.3



Ref. No.	L.O.N.	(Relative ref. Number) Description	F.R.T.
1	210112	(2,3,4,20) FORK, GEARSHIFTINCLUDES: Engine removal and installation .NOTE: Same time for two units or more	3.6
	2101M5	FORK, GEARSHIFT(A)INCLUDES: Engine removal and installation .NOTE: Same time for two units or more .NOTE: PGM-FI type	3.7
	2101R0	FORK, GEARSHIFT(B)INCLUDES: Engine removal and installation .NOTE: Same time for two units or more .NOTE: '10 model	3.8
5	2101A9	DRUM, GEARSHIFTINCLUDES: Engine removal and installation	3.6
	2101M6	DRUM, GEARSHIFT(A)INCLUDES: Engine removal and installation .NOTE: PGM-FI type	3.7
+			

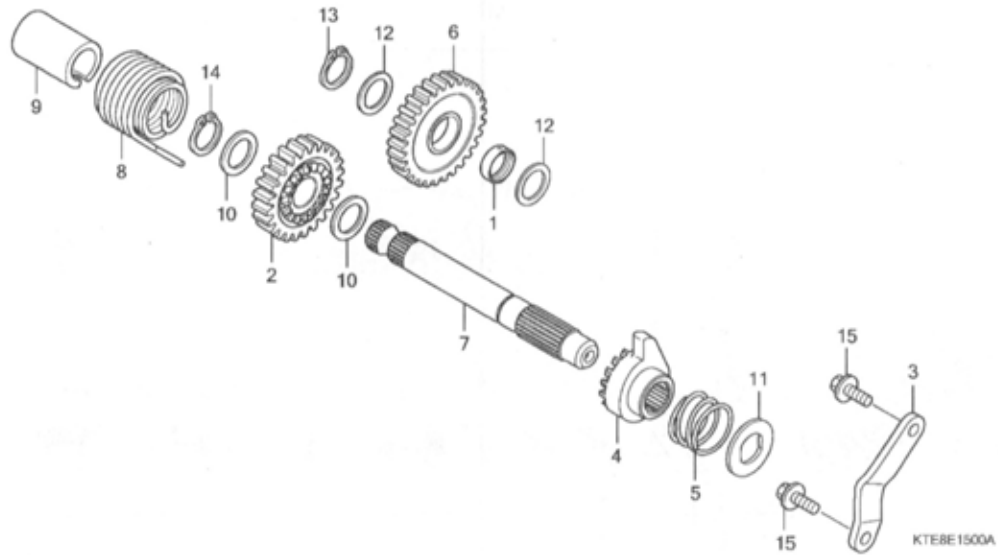
Ref. No.	Part No.	Description	Reqd. QTY					Serial No.	Parts catalogue code
			6	M7	M9	C9	MA		
1	24211-KRM-840	FORK, GEARSHIFT	1	1	1	1	1		
2	24212-KTE-910	FORK C, GEARSHIFT	1	1	-	1	-		
	24212-KWF-900	FORK, CENTER GEARSHIFT	-	-	1	-	1		
3	24241-KRM-840	SHAFT A, GEARSHIFT FORK	1	1	1	1	1		
4	24242-KRM-840	SHAFT B, GEARSHIFT FORK	1	1	1	1	1		
5	24301-KTE-910	DRUM, GEARSHIFT	1	1	-	1	-		
	24301-KSP-910	-	-	1	-	1		
6	24410-KTE-910	PLATE COMP., GEARSHIFT DRUM STOPPER	1	1	-	1	-		
7	24430-KRM-B10	STOPPER COMP., GEARSHIFT DRUM	1	1	1	1	1		
8	24436-KSP-910	SPRING, SHIFT DRUM STOPPER ..	1	1	-	1	-		
	24436-KTT-900	SPRING, DRUM STOPPER	-	-	-	-	1		
	24436-KWF-900	SPRING, SHIFT DRUM STOPPER ..	-	-	1	-	-		
9	24610-KTE-910	SPINDLE COMP., GEARSHIFT	1	1	-	1	-		
	24610-KRM-840	-	-	1	-	-	----- ID,MID,M2ID ----- M3ID	
10	24651-KSP-910	SPRING, GEARSHIFT RETURN	1	1	1	1	1		
11	24652-KSP-910	PIN, SHIFT RETURN SPRING	1	1	1	1	1		
12	35751-KRM-840	CAP, CHANGE SWITCH CONTACT ..	1	1	1	1	1		
13	35752-KRM-840	SPRING, CHANGE SWITCH CONTACT	1	1	1	1	1		
14	90003-KSP-910	BOLT, HEX., 6X20	1	1	-	1	-		
	90003-KVS-900	-	-	1	-	-	----- ID,MID,M2ID ----- M3ID	
15	90022-KRM-840	PIVOT, SHIFT DRUM STOPPER ARM	1	1	1	1	1		



KTEBE1400A

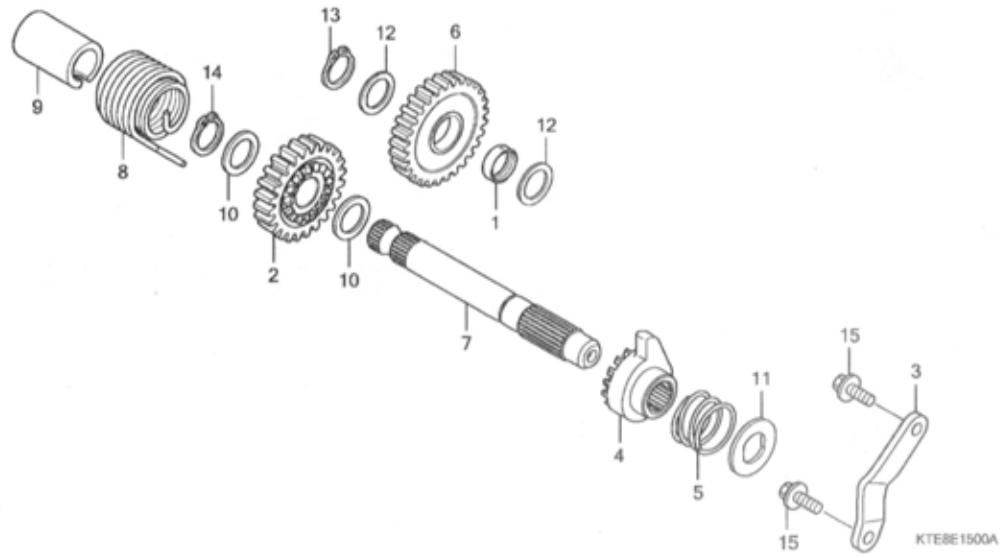
Ref. No.	L.O.N.	(Relative ref. Number) Description	F.R.T.
+ 5	2101Q9	DRUM, GEARSHIFT(B)INCLUDES: Engine removal and installation .NOTE: '10 model (21)	3.8
6	2101D6	PLATE, GEARSHIFT DRUM STOPPER	1.2
	2101P5	PLATE, GEARSHIFT DRUM STOPPER (A)NOTE: '10 model .NOTE: PGM-FI type	1.1
7	210125	STOPPER OR SPRING, SHIFT DRUM (8)	1.2
	2101P6	STOPPER OR SPRING, SHIFT DRUM (A)NOTE: '10 model .NOTE: PGM-FI type	1.1
9	210122	SPINDLE, GEARSHIFT 2101P7 SPINDLE, GEARSHIFT(A)NOTE: '10 model .NOTE: PGM-FI type	1.1 1.0

Ref. No.	Part. No.	Description	Reqd. QTY					Serial No.	Parts catalogue code
			CBF125	9	C9	MA			
			6	M7	M9	MC9			
16	90417-360-000	WASHER, DRUM STOPPER	1	1	1	1	-		
	90417-KRM-840	-	-	-	-	1		
17	90457-KRM-840	WASHER, 14MM	1	1	1	1	1		
18	94510-14000	CIRCLIP, EXTERNAL, 14MM	1	1	1	1	1		
19	96220-30085	ROLLER, 3X8.5	2	2	2	2	2		
20	24211-KRM-840	FORK, GEARSHIFT	-	-	1	-	1		
21	24410-KSP-860	PLATE COMP., GEARSHIFT DRUM STOPPER	-	-	1	-	1		

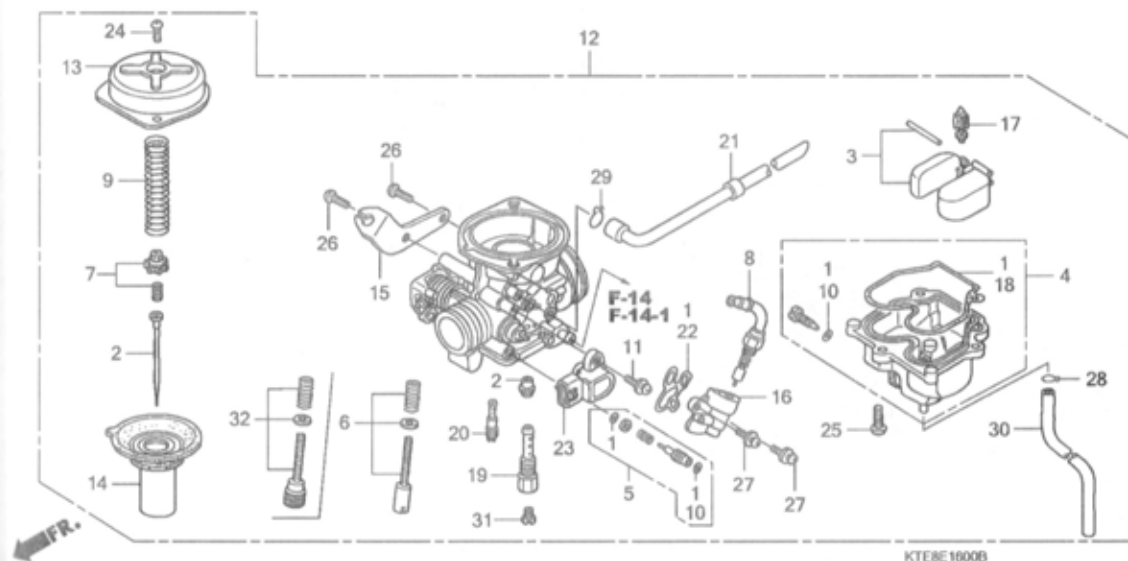


Ref. No.	L.O.N.	(Relative ref. Number) Description	F.R.T.
6	1121B2	GEAR, KICK STARTER FIRST IDLE	1.1
	1121C4	GEAR, KICK STARTER FIRST IDLE (A)	1.0
		.NOTE: '10 model	
		.NOTE: PGM-FI type (2,4)	
7	1121A2	SPINDLE, KICK STARTER	0.8
	1121C1	SPINDLE, KICK STARTER(A)	0.7
		.NOTE: '10 model	
		.NOTE: PGM-FI type	
8	1121O3	SPRING, KICK STARTER RETURN ..	0.8
	1121C2	SPRING, KICK STARTER RETURN(A)	0.7
		.NOTE: '10 model	
		.NOTE: PGM-FI type	

Ref. No.	Part No.	Description	Reqd. QTY					Serial No.	Parts catalogue code
			6	M7	M9	C9	MA		
1	23427-KSP-910	BUSH, 17X20.5X8.0	1	1	-	1	-	----- ID,MID,M2ID	
2	28211-KRM-840	PINION, KICK STARTER (24T) ..	1	1	-	1	-	----- ID,MID,M2ID	
	28211-KWF-900	-	-	1	-	-	----- ID,MID,M2ID	
3	28215-KRM-840	PLATE, KICK STOPPER	1	1	-	1	-	----- ID,MID,M2ID	
		-	-	1	-	-	----- ID,MID,M2ID	
4	28221-KRM-840	RATCHET, STARTER	1	1	-	1	-	----- ID,MID,M2ID	
		-	-	1	-	-	----- ID,MID,M2ID	
5	28223-KRM-840	SPRING, RATCHET	1	1	-	1	-	----- ID,MID,M2ID	
		-	-	1	-	-	----- ID,MID,M2ID	
6	28231-KRM-840	GEAR, KICK STARTER IDLE (29T)	1	1	-	1	-	----- ID,MID,M2ID	
	28231-KWF-900	-	-	1	-	-	----- ID,MID,M2ID	
7	28251-KSP-911	SPINDLE, KICK STARTER	1	1	-	1	-	----- ID,MID,M2ID	
		-	-	1	-	-	----- ID,MID,M2ID	
8	28261-KRM-840	SPRING, KICK RETURN	1	1	-	1	-	----- ID,MID,M2ID	
		-	-	1	-	-	----- ID,MID,M2ID	
9	28282-KRM-840	COLLAR, KICK SPRING	1	1	-	1	-	----- ID,MID,M2ID	
		-	-	1	-	-	----- ID,MID,M2ID	
10	90451-KRM-840	WASHER, THRUST, 16MM	2	2	-	2	-	----- ID,MID,M2ID	
		-	-	2	-	-	----- ID,MID,M2ID	
11	90455-KSP-910	WASHER, SPLINE, 14MM	1	1	-	1	-	----- ID,MID,M2ID	
		-	-	1	-	-	----- ID,MID,M2ID	
12	90458-KRM-840	WASHER, THRUST, 17MM	2	2	-	-	-	----- ID,MID,M2ID	
	90452-GB4-770	-	-	-	2	-	----- ID,MID,M2ID	
	90458-KWF-900	-	-	2	-	-	----- ID,MID,M2ID	
13	90602-KRM-840	CIRCLIP, EXTERNAL, 17MM	1	1	-	1	-	----- ID,MID,M2ID	
		-	-	1	-	-	----- ID,MID,M2ID	

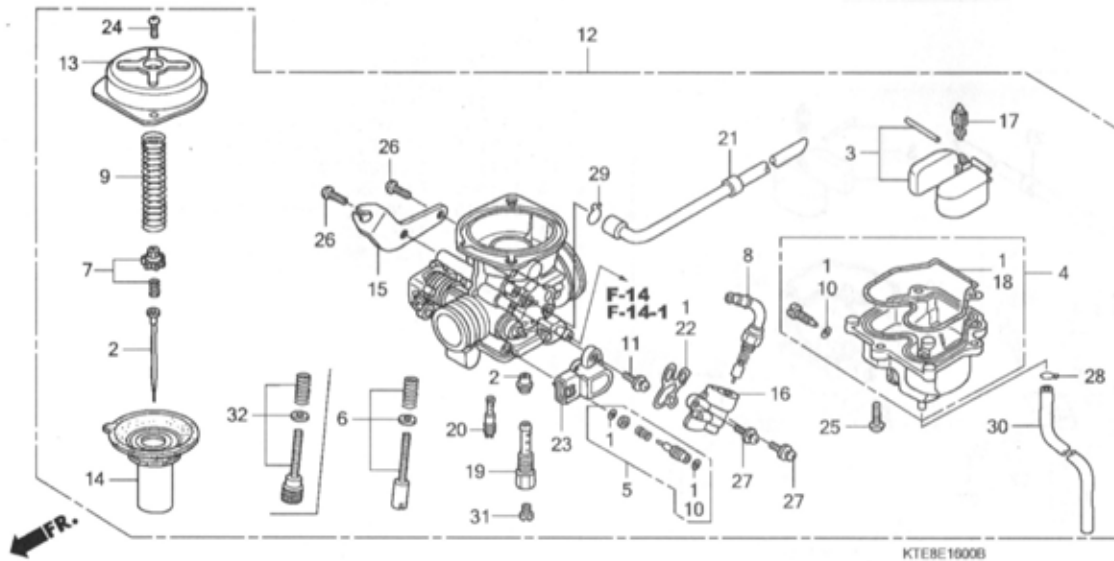


Ref. No.	Part No.	Description	Reqd. QTY					Serial No.	Parts catalogue code
			6	M7	M9	MC9	MA		
14	94510-16000	CIRCLIP, EXTERNAL, 16MM	1	1	-	1	-	----- ID,MID,M2ID	
15	95701-06016-00	BOLT, FLANGE, 6X16	2	2	-	2	-	----- ID,MID,M2ID	

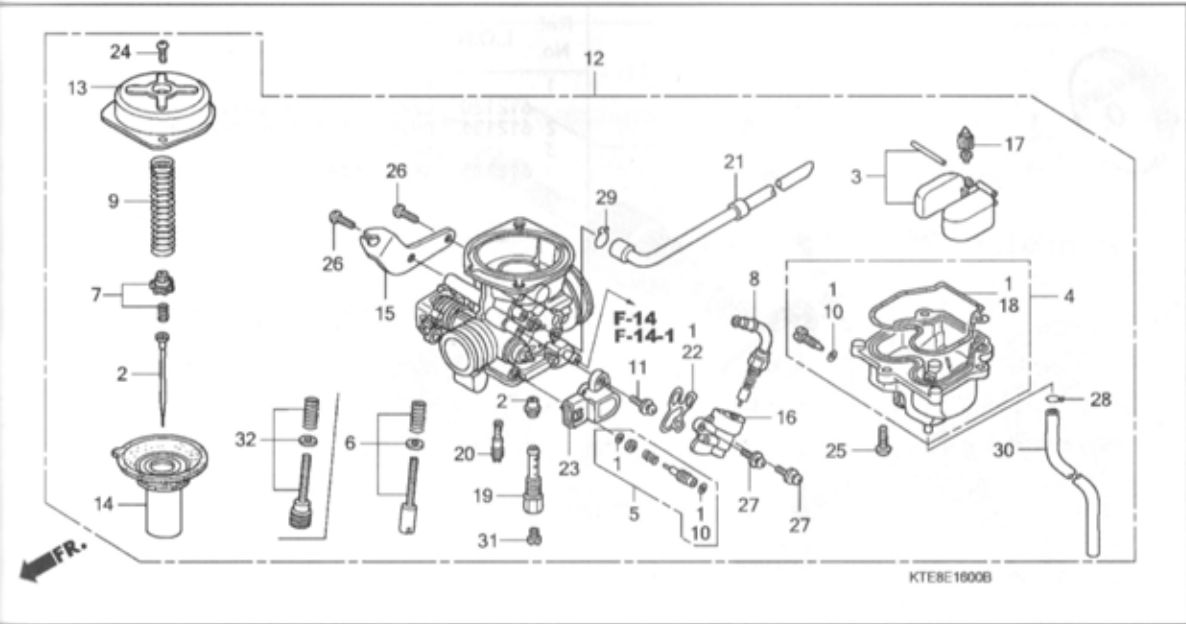


Ref. No.	L.O.N.	(Relative ref. Number) Description	F.R.T.
2	3111A3	NEEDLE, JET	0.6
3		(17)	
4	311120	FLOAT OR FLOAT VALVE	0.5
4	3111A6	CHAMBER, FLOAT	0.4
8	311125	VALVE, STARTER	0.4
12	3111B5	CARBURETOR ASSEMBLY	0.5
14	311109	PISTON, VACUUM	0.4
23	617115	SENSOR, THROTTLE	0.6
31		(19,20)	
	3111D4	JET, MAIN	0.5

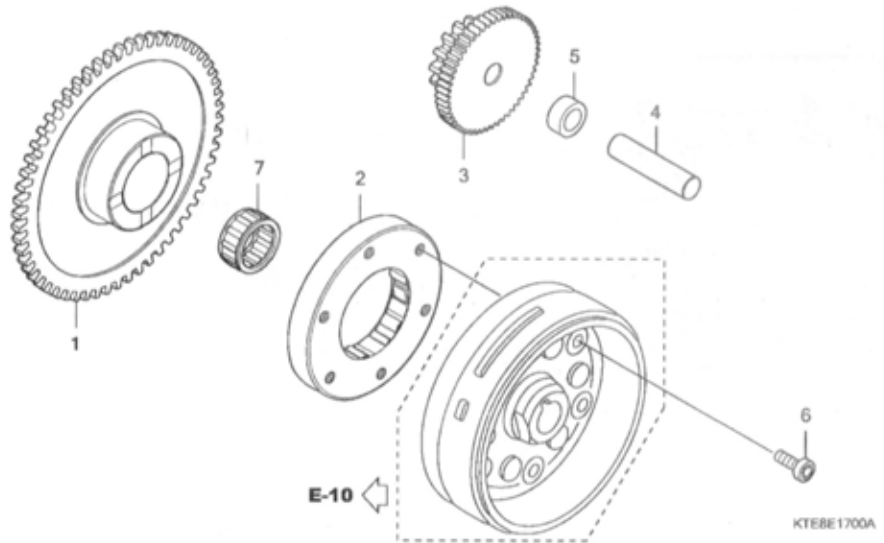
Ref. No.	Part No.	Description	Reqd. QTY					Serial No.	Parts catalogue code
			6	M7	9 M9	C9 MC9	MA		
1	16010-KSP-911	GASKET SET	1	1	-	1	1		
2	16012-KTE-911	NEEDLE SET, JET	1	1	-	1	-	-----	ID,MID,M2ID
	16012-KWF-901	-	-	-	1	-	-----	ID,MID,M2ID
	16012-KWF-841	-	-	-	-	1	-----	ID,MID,M2ID
3	16013-KRC-921	FLOAT SET	1	1	-	1	1		
		-	-	-	1	-	-----	ID,MID,M2ID
4	16015-KSP-911	CHAMBER SET, FLOAT	1	1	-	1	1		
		-	-	-	1	-	-----	ID,MID,M2ID
5	16016-KTE-911	SCREW SET A	1	1	-	1	-	-----	ID,MID,M2ID
	16016-KWF-901	-	-	-	1	-	-----	ID,MID,M2ID
	16016-KWF-841	-	-	-	-	1	-----	ID,MID,M2ID
6	16028-KTE-911	SCREW SET B	1	1	-	1	-		
7	16037-KPP-861	PLATE SET, VALVE	1	1	-	1	1		
		-	-	-	1	-	-----	ID,MID,M2ID
8	16046-KVC-901	VALVE SET, STARTER	1	1	-	1	1		
		-	-	-	1	-	-----	ID,MID,M2ID
9	16050-KTE-911	SPRING, COMPRESSION COIL	1	1	-	1	-	-----	ID,MID,M2ID
	16050-KWF-901	-	-	-	1	-	-----	ID,MID,M2ID
	16050-KWF-841	-	-	-	-	1	-----	ID,MID,M2ID
10	16075-KRP-981	O-RING	2	2	-	2	2		
		-	-	-	2	-	-----	ID,MID,M2ID
11	16080-KTN-901	SCREW-WASHER, TORX (5X16) ...	1	1	-	1	1		
		-	-	-	1	-	-----	ID,MID,M2ID
12	16100-KTE-911	CARBURETOR ASSY. (AVK3BB A) -	1	1	-	-	-	-----	ID,MID,M2ID
	16100-KWF-901	CARBURETOR ASSY. (AVK4BG A) -	-	-	-	1	-	-----	ID,MID,M2ID
	16100-KTE-912	CARBURETOR ASSY. (AVK3BB B) -	-	-	-	1	-	-----	ID,MID,M2ID



Ref. No.	Part No.	Description	Reqd. QTY					Serial No.	Parts catalogue code
			6	M7	M9	MC9	MA		
12)	16100-KWF-841	CARBURETOR ASSY. (AVK4BH A)	-	-	-	-	1		
13	16107-KGF-911	TOP	1	1	1	1			
14	16111-KTE-911	PISTON COMP., VACUUM	1	1	1	1		ID,MID,M2ID	
	16111-KWF-901		-	-	1	-		ID,MID,M2ID	
15	16119-KTE-911	STAY, WIRE	1	1	1	1		ID,MID,M2ID	
16	16140-KTE-911	BODY COMP., BYSTARTER	1	1	1	1		ID,MID,M2ID	
17	16155-KFR-701	VALVE COMP., FLOAT	1	1	1	1		ID,MID,M2ID	
18	16163-KRP-981	GASKET, FLOAT CHAMBER	1	1	1	1		ID,MID,M2ID	
19	16165-KSP-911	HOLDER, NEEDLE JET	1	1	1	1		ID,MID,M2ID	
	16165-KWF-901		-	-	1	-		ID,MID,M2ID	
20	16180-KGF-911	JET, SLOW, #38	1	1	1	1		ID,MID,M2ID	
	16180-KGH-971	JET, SLOW, #35	-	-	1	-		ID,MID,M2ID	
21	16198-KTE-911	TUBE COMP., AIR VENT	1	1	1	1		ID,MID,M2ID	
22	16423-KGH-901	GASKET, BYSTARTER	1	1	1	1		ID,MID,M2ID	
23	37890-KTN-901	SENSOR ASSY., THROTTLE	1	1	1	1		ID,MID,M2ID	
24	93500-04008-1H	SCREW, PAN, 4X8	2	2	2	2		ID,MID,M2ID	

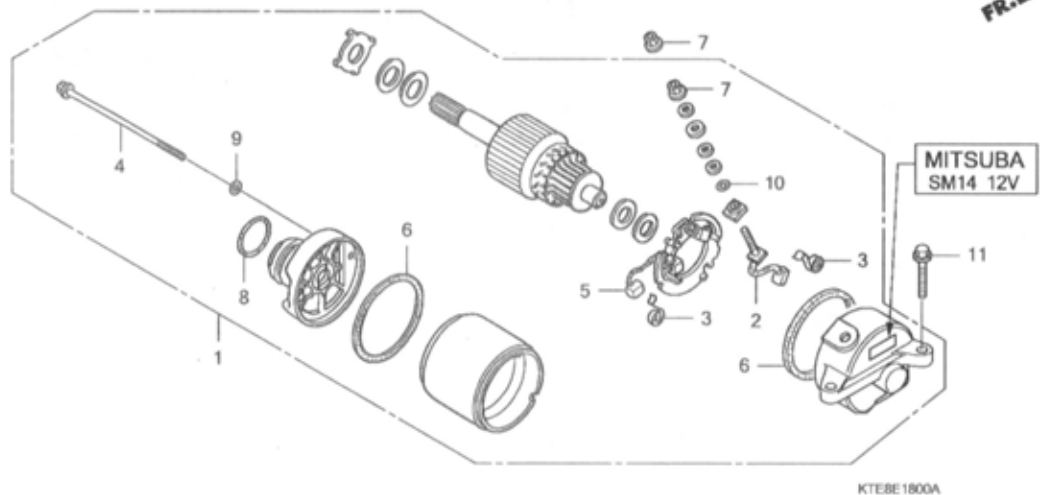


Ref. No.	Part No.	Description	Reqd. QTY					Serial No.	Parts catalogue code
			6	M7	9 M9	C9 MC9	MA		
25	93500-04012-1H	SCREW, PAN, 4X12	3	3	-	3	-		
	93500-04012-0H		-	-	3	-	-	-----	ID,MID,M2ID
			-	-	-	-	3		
26	93500-05012-1H	SCREW, PAN, 5X12	2	2	-	2	2		
			-	-	2	-	-	-----	ID,MID,M2ID
27	93892-05012-18	SCREW-WASHER, 5X12	2	2	-	2	2		
			-	-	2	-	-	-----	ID,MID,M2ID
28	95002-02089	CLIP, TUBE (B8)	1	1	-	1	1		
			-	-	1	-	-	-----	ID,MID,M2ID
29	95002-02109	CLIP, TUBE (B10)	1	1	-	1	1		
			-	-	1	-	-	-----	ID,MID,M2ID
30	95005-45440-50	TUBE, 4.5X440(95005-45001-50M)	1	1	-	1	-		
			-	-	1	-	-	-----	ID,MID,M2ID
	95005-45450-50	TUBE, 4.5X450(95005-45001-50M)	-	-	-	-	1		
31	99101-KPB-1020	JET, MAIN, #102	1	1	-	1	-		
	99101-MAZ-1080	JET, MAIN, #108	-	-	-	-	1		
	99101-KTB-0980	JET, MAIN, #98	-	-	1	-	-	-----	ID,MID,M2ID
32	16028-KPP-901	SCREW SET B	-	-	1	-	-	-----	ID,MID,M2ID
			-	-	-	-	1		



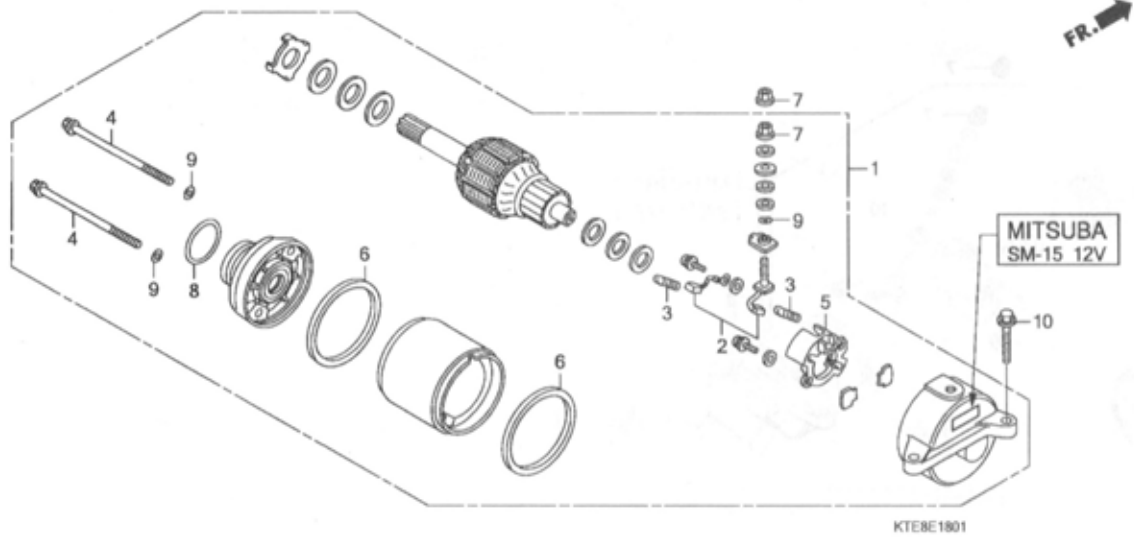
Ref. No.	L.O.N.	(Relative ref. Number) Description	F.R.T.
1	612120	(7) GEAR, STARTER DRIVEN	0.5
2	612131	OUTER, STARTING CLUTCH	0.6
3	612125	(4,5) GEAR, STARTER REDUCTION	0.3

Ref. No.	Part No.	Description	Reqd. QTY					Serial No.	Parts catalogue code
			6	M7	M9	MC9	MA		
1	28110-KRM-850	GEAR, STARTER DRIVEN (58T) ..	-	1	-	-	-	-----	MCID,MC2ID
	28110-KWF-920	GEAR COMP., STARTER DRIVEN (58T)	-	-	1	-	-	-----	MID,M2ID,M3ID
2	28120-KRM-851	OUTER COMP., STARTING CLUTCH	-	1	-	-	-	-----	MCID,MC2ID,MID,M2ID,M3ID
	28120-KWB-921	CLUTCH ASSY., ONE WA. (KYUSHU MUSASHI SEIMITSU)	-	-	-	-	1	-----	
	28120-KPH-701	CLUTCH ASSY., ONE WAY (EXEDY)	-	-	-	-	1	-----	
3	28131-KRM-850	GEAR, STARTER REDUCTION (15/53T)	-	1	-	-	1	-----	MCID,MC2ID,MID,M2ID,M3ID
	28131-KTN-900	-	-	1	1	-	-----	
4	28132-KN6-930	SHAFT, REDUCTION GEAR	-	1	-	-	1	-----	MCID,MC2ID,MID,M2ID,M3ID
5	28133-KSP-900	COLLAR, STARTER REDUCTION ...	-	1	-	-	1	-----	MCID,MC2ID,MID,M2ID,M3ID
6	90085-KSP-901	BOLT, SOCKET, 6MM	-	6	-	-	6	-----	MCID,MC2ID,MID,M2ID,M3ID
7	91022-KSP-900	BEARING, NEEDLE, 22X29X16.8 .	-	1	-	-	1	-----	MCID,MC2ID,MID,M2ID,M3ID
			-	-	1	1	-	-----	MCID,MC2ID,MID,M2ID,M3ID



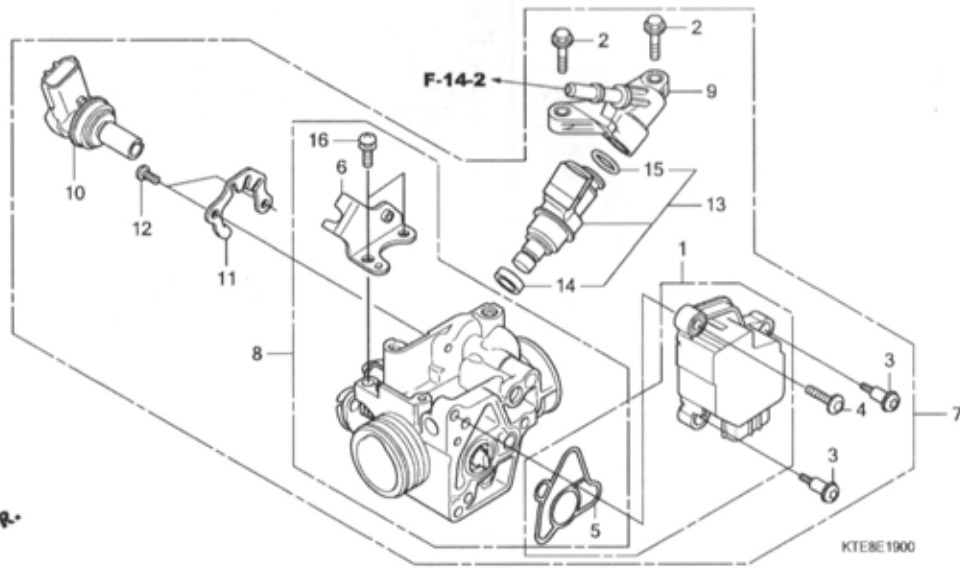
Ref. No.	L.O.N.	(Relative ref. Number) Description	F.R.T.
1	612105	MOTOR, STARTING	0.3
2	6121A4	TERMINAL, BRUSH(STARTER)	0.5
5	6121A5	HOLDER, BRUSH(STARTER)	0.5

Ref. No.	Part No.	Description	Reqd. QTY					Serial No.	Parts catalogue code
			6	M7	M9	MC9	MA		
1	31200-KTE-931	MOTOR ASSY., STARTING	-	1	-	-	-		
2	31201-MBE-008	TERMINAL SET, BRUSH	-	1	-	-	-		
3	31204-KS5-901	SPRING, CARBON BRUSH	-	2	-	-	-		
4	31205-KFK-003	BOLT, SETTING	-	2	-	-	-		
5	31206-MBE-008	HOLDER SET, BRUSH	-	1	-	-	-		
6	31207-MBE-008	RING	-	2	-	-	-		
7	90071-MB0-000	NUT-WASHER, 6MM	-	2	-	-	-		
8	91309-425-003	O-RING, 24.4X3.1(ARAI)	-	1	-	-	-		
9	91320-MBE-008	O-RING	-	2	-	-	-		
10	91320-MB0-000	O-RING	-	1	-	-	-		
11	95701-06022-00	BOLT, FLANGE, 6X22	-	2	-	-	-		



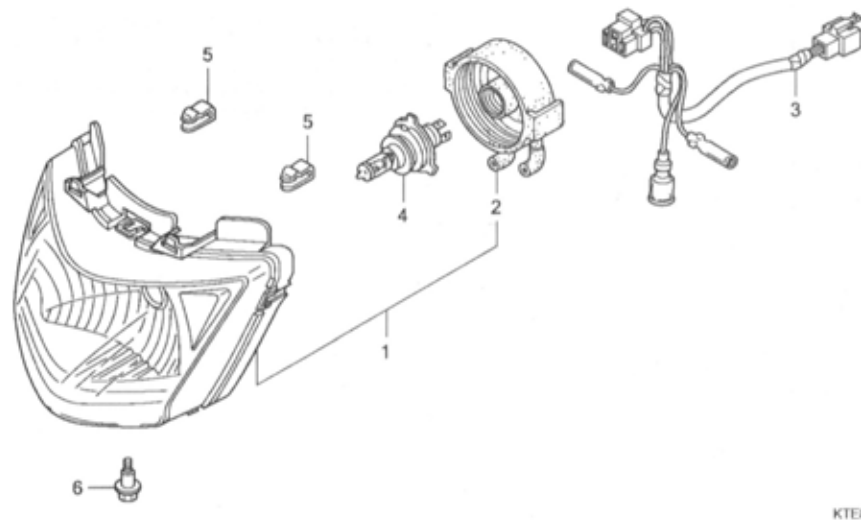
Ref. No.	L.O.N.	(Relative ref. Number) Description	F.R.T.
1	612105	MOTOR, STARTING	0.3
2	6121A4	TERMINAL, BRUSH(STARTER)	0.5
5	6121A5	HOLDER, BRUSH(STARTER)	0.5

Ref. No.	Part No.	Description	Reqd. QTY					Serial No.	Parts catalogue code
			6	M7	M9	MC9	MA		
1	31200-KTE-931	MOTOR ASSY., STARTING (MITSUBA SM-15)	-	1	-	-	-		
	31200-KWF-941	MOTOR ASSY., STARTER (MITSUBA SM-15)	-	-	1	1	-	MC1D,MC21D,M1D,M21D	
	31200-KSP-901	MOTOR ASSY., STARTING (MITSUBA SM-15)	-	-	1	-	-	M31D	
2	31201-KPT-A01	TERMINAL SET, BRUSH	-	1	-	-	1		
	31204-KG8-004	SPRING, CARBON BRUSH	-	1	1	-	-	MC1D,MC21D,M1D,M21D,M31D	
	31205-KTC-921	BOLT, SETTING	-	2	-	-	2		
	31205-KPH-881	-	2	2	-	-	MC1D,MC21D,M1D,M21D	
5	31206-KPH-881	HOLDER, BRUSH	-	1	-	-	1		
	31207-MBE-008	RING	-	1	1	-	-	MC1D,MC21D,M1D,M21D,M31D	
	90071-MB0-000	NUT-WASHER, 6MM	-	2	2	-	2		
	91309-425-003	O-RING, 24.4X3.1(ARAI)	-	2	2	-	-	MC1D,MC21D,M1D,M21D,M31D	
	91320-MB0-000	O-RING	-	1	1	-	1		
	95701-06022-00	BOLT, FLANGE, 6X22	-	3	-	-	3		
	90016-KWF-940	-	3	3	-	-	MC1D,MC21D,M1D,M21D,M31D	



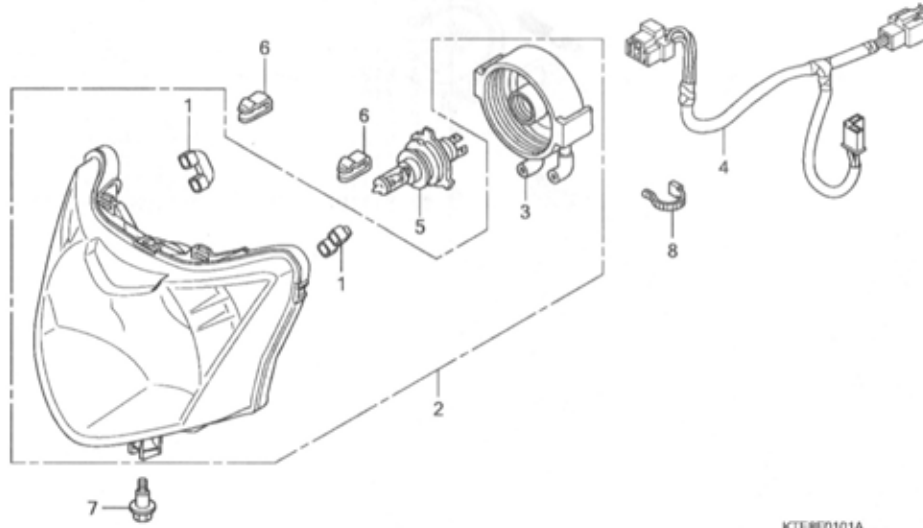
Ref. No.	L.O.N.	(Relative ref. Number) Description	F.R.T.
1	617115	SENSOR, THROTTLE	0.3
7	311132	BODY ASSY., THROTTLE	0.4
8	311130	BODY, THROTTLE	0.6
10	3111N5	VALVE, IDLE AIR CONTROL	0.2
13	311145	INJECTOR, FUEL	0.5

Ref. No.	Part No.	Description	Reqd. QTY					Serial No.	Parts catalogue code
			6	M7	M9	C9	MA		
1	16060-KWF-941	SENSOR SET	-	-	1	-	-	-----	M3ID
2	16080-KPH-701	BOLT, FLANGE, 5X20	-	-	2	-	-	-----	M3ID
3	16081-KPH-701	SCREW, TORX, 5X8.7	-	-	2	-	-	-----	M3ID
4	16082-KPH-701	SCREW, TORX, 5X17	-	-	1	-	-	-----	M3ID
5	16083-KTR-941	O-RING, THROTTLE BODY	-	-	1	-	-	-----	M3ID
6	16169-KWF-941	STAY, WIRE	-	-	1	-	-	-----	M3ID
7	16400-KWF-941	THROTTLE BODY ASSY. (GQM6A A)	-	-	1	-	-	-----	M3ID
8	16410-KWF-941	BODY SET	-	-	1	-	-	-----	M3ID
9	16422-KWF-941	JOINT, INJECTOR	-	-	1	-	-	-----	M3ID
10	16430-GFM-901	VALVE ASSY., IDLE AIR CONTROL	-	-	1	-	-	-----	M3ID
11	16432-GFM-901	PLATE, IDLE AIR CONTROL VALVE	-	-	1	-	-	-----	M3ID
12	16433-HN8-A61	SCREW, TORX	-	-	2	-	-	-----	M3ID
13	16450-KVB-T01	INJECTOR ASSY., FUEL	-	-	1	-	-	-----	M3ID
14	16472-KPH-701	RING, SEAL	-	-	1	-	-	-----	M3ID
15	91301-KPH-701	O-RING, 7.3X2.2	-	-	1	-	-	-----	M3ID
16	93892-05012-18	SCREW-WASHER, 5X12	-	-	2	-	-	-----	M3ID



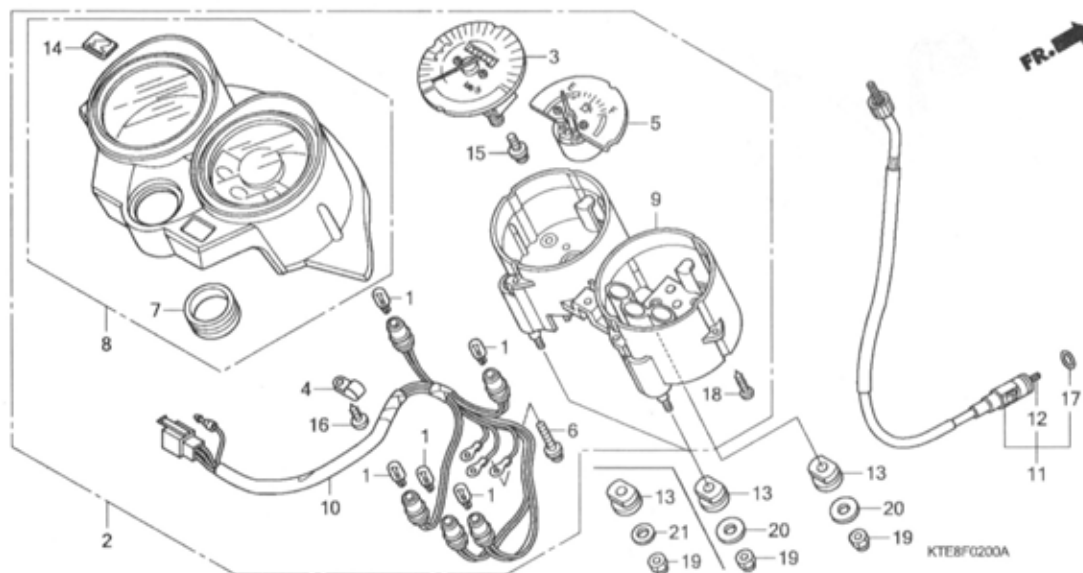
Ref. No.	L.O.N.	(Relative ref. Number) Description	F.R.T.
1	6161A7	HEADLIGHT UNIT	0.3
3	6161B1	SOCKET, HEADLIGHT	0.2
4	616118	BULB, HEADLIGHT	0.2

Ref. No.	Part No.	Description	Reqd. QTY					Serial No.	Parts catalogue code
			CBF125	9	C9	MA			
1	33110-KTE-911	HEADLIGHT UNIT	1	1	-	1	-		
2	33112-KSP-911	COVER, RUBBER	1	1	-	1	-		
3	33150-KTE-911	SOCKET ASSY., HEADLIGHT	1	1	-	1	-		
4	34901-KSP-910	BULB, HEADLIGHT (12V 35/35W)	1	1	-	1	-		
5	53209-GAH-000	CLIP, HEADLIGHT	2	2	-	2	-		
6	90101-GJ6-000	BOLT, ADJUSTING	1	1	-	1	-		



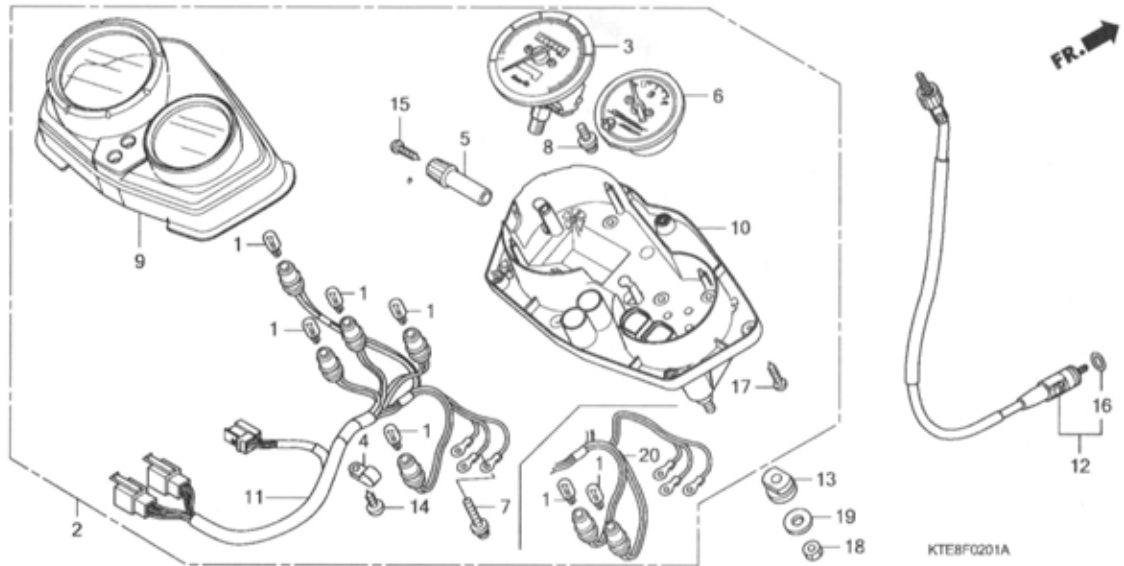
Ref. No.	L.O.N.	(Relative ref. Number) Description	F.R.T.
2	6161J4	HEADLIGHT UNIT(A)	0.8
4	6161H7	SOCKET, HEADLIGHT(A)	0.5
5	616118	BULB, HEADLIGHT	0.2

Ref. No.	Part No.	Description	Reqd. QTY					Serial No.	Parts catalogue code
			6	M7	9 M9	C9 MC9	MA		
1	33101-KVN-901	TUBE	-	-	2	-	2		
2	33110-KWF-901	HEADLIGHT UNIT	-	-	1	-	1		
3	33112-KSP-911	COVER, RUBBER	-	-	1	-	1		
4	33150-KWF-901	SOCKET ASSY., HEADLIGHT	-	-	1	-	1		
5	34901-KSP-910	BULB, HEADLIGHT (12V 35/35W)	-	-	1	-	1		
6	53209-GAH-000	CLIP, HEADLIGHT	-	-	2	-	2		
7	90101-GJ6-000	BOLT, ADJUSTING	-	-	1	-	1		
8	32161-KSP-920	BAND B1, WIRE	-	-	1	-	1		



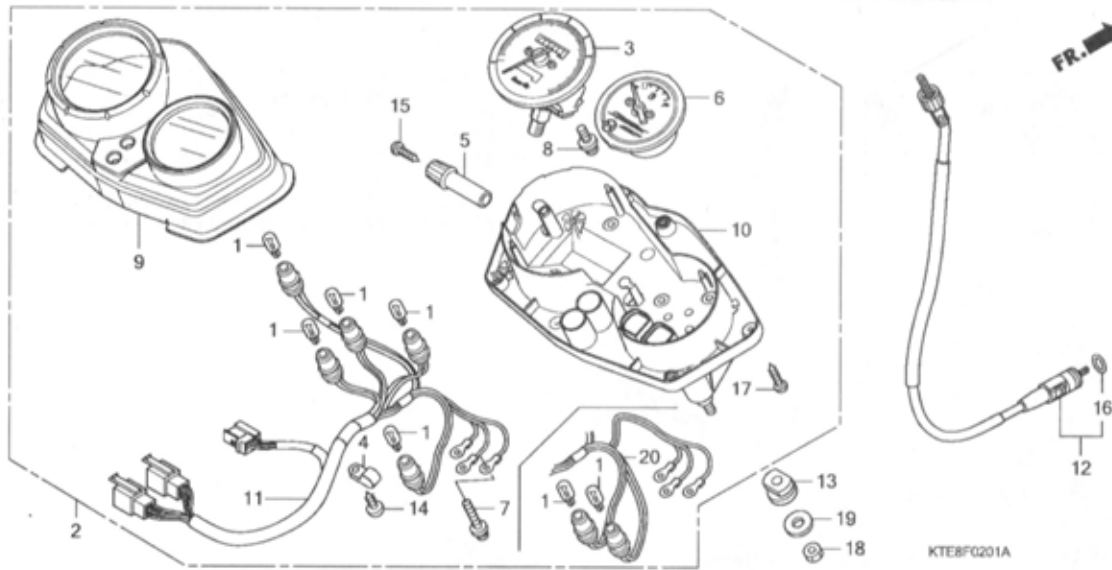
Ref. No.	L.O.N.	(Relative ref. Number) Description	F.R.T.
2	8121A1	METER ASSY., COMBINATION	0.3
3	8121A3	SPEEDOMETER ASSEMBLY	0.4
5	3101C0	METER, FUEL	0.4
8	8121B4	CASE, METER :UPPER	0.4
9	8121B5	CASE, METER :LOWER	0.6
10	6161G4	SOCKET ASSY., METER BULB	0.4
11	811160	CABLE, SPEEDOMETER	0.2
12	8111B2	CABLE, SPEEDOMETER INNER	0.1

Ref. No.	Part No.	Description	Reqd. QTY					Serial No.	Parts catalogue code
			6	M7	M9	C9	MA		
1	34908-KTF-641	BULB, WEDGE BASE (T10 12V1.7W)	5	5	-	5	-		
2	37100-KTE-911	METER ASSY., COMBINATION	1	1	-	1	-		
3	37210-KTE-911	SPEEDOMETER COMP.	1	1	-	1	-		
4	37215-KS3-901	CLAMP	1	1	-	1	-		
5	37300-KTE-911	METER COMP., FUEL	1	1	-	1	-		
6	37305-KE5-008	SCREW-WASHER, 3X22	3	3	-	3	-		
7	37312-KTE-910	GROMMET, COMBINATION SWITCH ..	1	1	-	1	-		
8	37610-KTE-911	CASE ASSY., UPPER	1	1	-	1	-		
9	37612-KTE-911	CASE ASSY., UNDER	1	1	-	1	-		
10	37619-KTE-911	SOCKET COMP.	1	1	-	1	-		
11	44830-KTE-910	CABLE COMP., SPEEDOMETER	1	1	-	-	-		
	44830-KTE-911	-	-	-	1	-		
12	44831-KTE-910	CABLE, INNER	1	1	-	1	-		
13	80101-443-000	RUBBER, RR. FENDER CUSHION ..	3	3	-	3	-		
14	86150-KPG-901	EMBLEM, PRODUCT (MARUI)	1	1	-	1	-		
15	90035-166-008	SCREW-WASHER, SPECIAL, 4X10 ..	2	2	-	2	-		
16	90109-MZ5-008	SCREW, TAPPING, 4X14	1	1	-	1	-		
17	91352-671-003	O-RING, 8.5X1.5(ARAI)	1	1	-	1	-		
	91352-671-004	O-RING, 8.5X1.5(NOK)	1	1	-	1	-		
18	93903-22420	SCREW, TAPPING, 3X16	8	8	-	8	-		
19	94021-06070-OS	NUT, CAP, 6MM	3	-	-	-	-		
	94001-06070-OS	NUT, HEX., 6MM	-	3	-	-	-	----- CID,C2ID	
20	94103-06700	WASHER, PLAIN, 6MM	3	3	-	1	-	----- MCID,MC2ID	
21	90616-KTE-910	WASHER, PLAIN, 6X16	-	-	-	2	-		

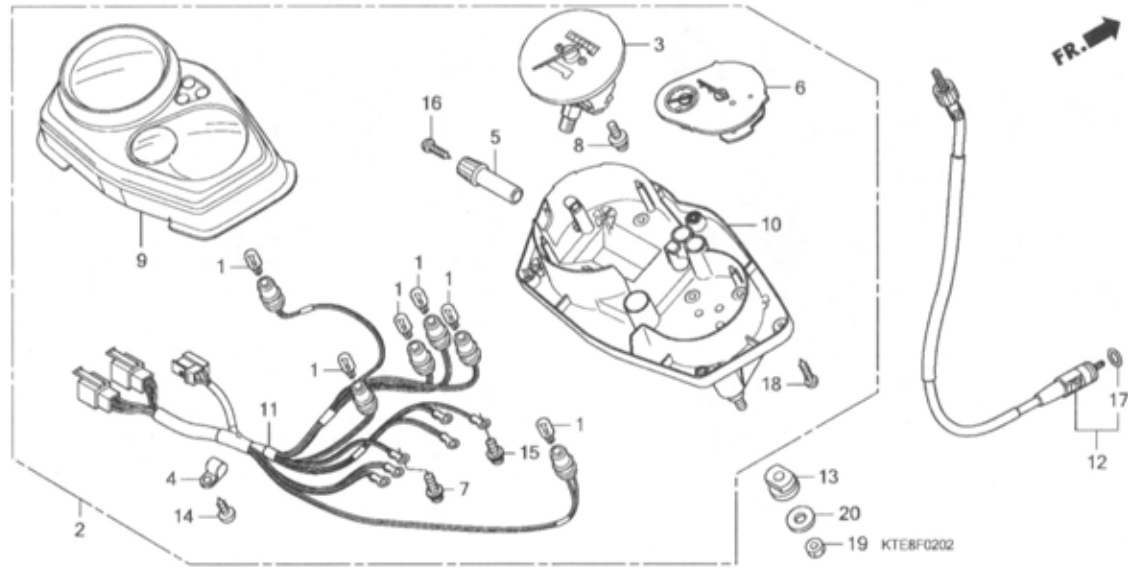


Ref. No.	L.O.N.	(Relative ref. Number) Description	F.R.T.
2	8121H4	METER, COMBINATION(A)	0.7
3	8121H1	SPEEDOMETER	0.8
6	8121H3	FUEL METER ASSEMBLY	0.8
9	8121C7	CASE, METER(A) :UPPER	0.8
10	8121D5	CASE, METER(A) :LOWER	1.0
11		(20)	
	6161W0	SOCKET ASSY., METER BULB(A) ..	0.6
12	811160	CABLE, SPEEDOMETER	0.2

Ref. No.	Part No.	Description	Reqd. QTY					Serial No.	Parts catalogue code
			CBF125	9	C9	MA			
1	34908-KVE-900	BULB, WEDGE BASE (T10) (12V 1.7W) (TOSHIBA)	-	-	5	-	-	----- ID,MID,M2ID	
2	37100-KWF-901	METER ASSY., COMBINATION	-	-	6	-	-	----- M3ID	
	37100-KWF-931	-	-	1	-	-	----- ID,MID	
	37100-KWF-961	-	-	1	-	-	----- M2ID	
3	37200-KWF-901	SPEEDOMETER ASSY.	-	-	1	-	-	----- M3ID	
	37200-KWF-951	SPEEDOMETER ASSY. (MPH/KPH) ..	-	-	1	-	-	----- ID,MID,M2ID	
4	37215-KS3-901	CLAMP	-	-	1	-	-	----- M3ID	
5	37220-KWF-901	KNOB	-	-	1	-	-		
6	37300-KWF-901	METER COMP., FUEL	-	-	1	-	-	----- ID,MID,M2ID	
	37300-KWF-961	-	-	1	-	-	----- M3ID	
7	37305-KE5-008	SCREW-WASHER, 3X22	-	-	3	-	-		
8	37305-MAW-621	SCREW-WASHER, 4X12	-	-	2	-	-		
9	37610-KWF-901	CASE ASSY., UPPER	-	-	1	-	-	----- ID,MID	
	37610-KWF-931	-	-	1	-	-	----- M2ID,M3ID	
10	37612-KWF-901	CASE ASSY., UNDER	-	-	1	-	-	----- ID,MID,M2ID	
	37612-KWF-951	-	-	1	-	-	----- M3ID	
11	37619-KWF-901	SOCKET COMP.	-	-	1	-	-	----- ID,MID,M2ID	
12	44830-KWF-900	CABLE COMP., SPEEDOMETER	-	-	1	-	-		
13	80101-443-000	RUBBER, RR. FENDER CUSHION ..	-	-	4	-	-		
14	90109-M25-008	SCREW, TAPPING, 4X14	-	-	1	-	-		
15	90158-KM7-911	SCREW, PAN, 2X6	-	-	1	-	-		
16	91352-671-003	O-RING, 8.5X1.5(ARAI)	-	-	1	-	-		
	91352-671-004	O-RING, 8.5X1.5(NOK)	-	-	1	-	-		
17	93903-22420	SCREW, TAPPING, 3X16	-	-	6	-	-		

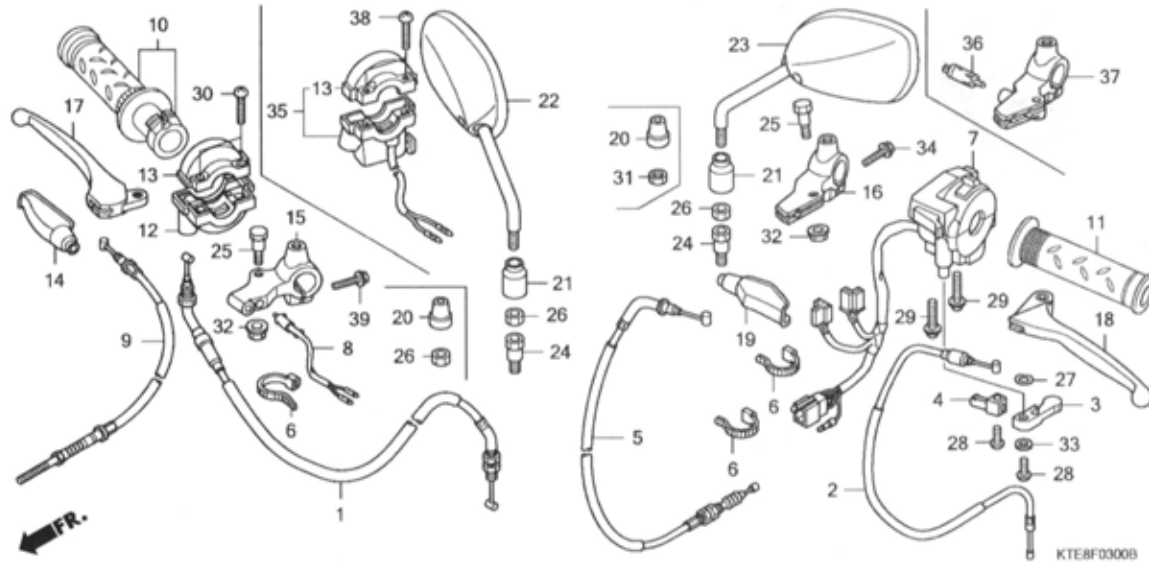


Ref. No.	Part No.	Description	Reqd. QTY					Serial No.	Parts catalogue code
			6	M7	M9	C9	MA		
18	94001-06070-0S	NUT, HEX., 6MM	-	-	4	-	-		
19	94103-06700	WASHER, PLAIN, 6MM	-	-	4	-	-		
20	37619-KWF-961	SOCKET COMP.	-	-	1	-	-	----- M3ID	



Ref. No.	L.O.N.	(Relative ref. Number) Description	F.R.T.
2	8121H4	METER, COMBINATION(A)	0.7
3	8121H1	SPEEDOMETER	0.8
6	8121B1	TACHOMETER ASSEMBLY	0.8
9	8121C7	CASE, METER(A) :UPPER	0.8
10	8121D5	CASE, METER(A) :LOWER	1.0
11	6161W0	SOCKET ASSY., METER BULB(A) ..	0.6
12	811160	CABLE, SPEEDOMETER	0.2

Ref. No.	Part No.	Description	Reqd. QTY					Serial No.	Parts catalogue code
			6	M7	M9	MC9	MA		
1	34908-KVE-900	BULB, WEDGE BASE (T10) (12V 1.7W)(TOSHIBA)	-	-	-	-	6		
2	37100-KWF-841	METER ASSY., COMBINATION	-	-	-	-	1	----- MID	
	37100-KWF-851	-	-	-	-	1	----- M2ID ✓	
3	37200-KWF-841	SPEEDOMETER ASSY.	-	-	-	-	1		
4	37215-KR1-760	CLAMP	-	-	-	-	1		
5	37220-KWF-901	KNOB	-	-	-	-	1		
6	37250-KWF-841	METER ASSY., TACHOMETER & FUEL	-	-	-	-	1		
7	37305-KE5-008	SCREW-WASHER, 3X22	-	-	-	-	3		
8	37305-MAW-621	SCREW-WASHER, 4X12	-	-	-	-	2		
9	37610-KWF-841	CASE ASSY., UPPER	-	-	-	-	1	----- MID	
	37610-KWF-851	-	-	-	-	1	----- M2ID	
10	37612-KWF-841	CASE ASSY., UNDER	-	-	-	-	1		
11	37619-KWF-841	SOCKET COMP.	-	-	-	-	1		
12	44830-KWF-900	CABLE COMP., SPEEDOMETER	-	-	-	-	1		
13	80101-443-000	RUBBER, RR. FENDER CUSHION	-	-	-	-	4		
14	90109-M25-008	SCREW, TAPPING, 4X14	-	-	-	-	1		
15	90133-SL9-003	SCREW-WASHER, 3X18	-	-	-	-	3		
16	90158-KM7-911	SCREW, PAN, 2X6	-	-	-	-	1		
17	91352-671-003	O-RING, 8.5X1.5(ARAI)	-	-	-	-	1		
	91352-671-004	O-RING, 8.5X1.5(NOK)	-	-	-	-	1		
18	93903-22420	SCREW, TAPPING, 3X16	-	-	-	-	6		
19	94001-06070-0S	NUT, HEX., 6MM	-	-	-	-	4		
20	94103-06700	WASHER, PLAIN, 6MM	-	-	-	-	4		



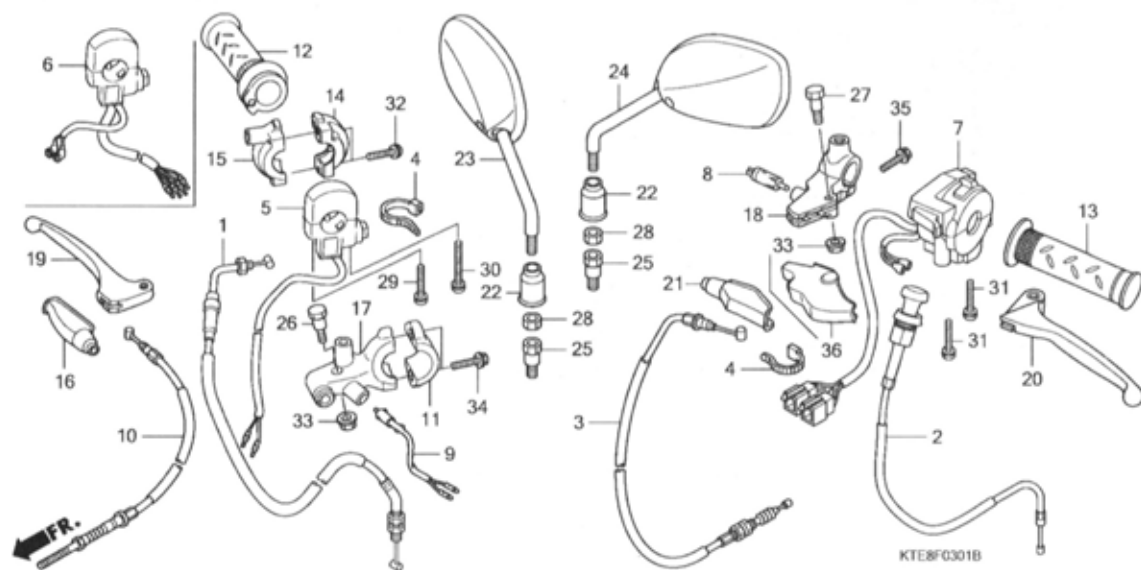
Ref. No.	L.O.N.	(Relative ref. Number) Description	F.R.T.
1	811100	CABLE, THROTTLE	0.3
2	811120	CABLE, CHOKE	0.5
3	810140	LEVER, CHOKE :HANDLE SIDE	0.1
5	811115	CABLE, CLUTCH	0.2
7	615118	SWITCH, WINKER	0.5
8	6151B2	SWITCH, FRONT STOP	0.2
9	811125	CABLE, FRONT BRAKE	0.2
10	810150	GRIP, THROTTLE	0.2
11	8101C0	GRIP, HANDLE :LEFT	0.1
12	810155	HOUSING, THROTTLE	0.2
15	8101C9	BRACKET, HANDLE LEVER :RIGHT ..	0.2
	8101D0	BRACKET, HANDLE LEVER :BOTH ..	0.4
16		(37)	
	8101C8	BRACKET, HANDLE LEVER :LEFT ..	0.2
	8101D0	BRACKET, HANDLE LEVER :BOTH ..	0.4
17	8101C7	LEVER, HANDLE :RIGHT	0.1
	8101F5	LEVER, HANDLE :BOTH	0.2
18	8101C6	LEVER, HANDLE :LEFT	0.1
	8101F5	LEVER, HANDLE :BOTH	0.2
35	615116	SWITCH, STARTER	0.4
36	6151A9	SWITCH, CLUTCH	0.2

Ref. No.	Part No.	Description	Reqd. QTY					Serial No.	Parts catalogue code
			6	M7	M9	C9	MA		
1	17910-KTE-910	CABLE COMP., THROTTLE	1	1	-	1	-		
2	17950-KTE-910	CABLE COMP., CHOKE	1	1	-	1	-		
3	17961-KTE-910	LEVER, CHOKE	1	-	-	-	-		
	17961-KTE-911	-	1	-	1	-		
4	17962-KTE-910	STOPPER, CABLE	1	1	-	1	-		
5	22870-KTE-910	CABLE COMP., CLUTCH	1	1	-	1	-		
6	32161-KSP-920	BAND B1, WIRE	3	2	-	-	-		
		-	-	-	2	-	MCID,MC2ID	
		-	-	-	3	-	CID,C2ID	
7	35200-KTE-911	SWITCH ASSY., WINKER	1	-	-	-	-		
	35200-KTE-930	-	1	-	1	-	CID,C2ID	
		-	-	-	1	-	MCID,MC2ID	
8	35340-KCC-900	SWITCH ASSY., FR. STOP	1	1	-	1	-	CID,ID,MCID,MID	
9	45450-KTE-910	CABLE COMP., FR. BRAKE	1	1	-	1	-	CID,ID,MCID,MID	
10	53140-KSP-900	GRIP COMP., THROTTLE	1	1	-	1	-		
11	53166-KSP-900	GRIP, L. HANDLE	1	1	-	1	-		
12	53167-GE4-000	HOUSING, THROTTLE	1	-	-	-	-		
		-	-	-	1	-	CID,C2ID	
13	53168-KTE-910	HOUSING, UNDER THROTTLE	1	-	-	-	-		
		-	-	-	1	-	CID,C2ID	
	53168-166-000	HOUSING, THROTTLE	-	1	-	-	-		
		-	-	-	1	-	MCID,MC2ID	
14	53171-KCC-900	COVER, R. HANDLE LEVER	1	1	-	1	-	CID,ID,MCID,MID	
15	53171-KTE-910	BRACKET, R. HANDLE LEVER	1	1	-	1	-	CID,ID,MCID,MID	

Ref. No.	Part No.	Description	Reqd. QTY					Serial No.	Parts catalogue code
			CBF125						
			6	M7	M9	C9	MA		
16	53172-KTE-910	BRACKET, L. HANDLE LEVER	1	-	-	-	-	-	
17	53175-KTE-910	LEVER COMP., R. HANDLE	1	1	-	1	-	-----	CID,C2ID
18	53178-KTE-910	LEVER COMP., L. HANDLE	1	1	-	1	-	-----	CID,ID,MCID,MID
19	53179-KTC-900	COVER, L. HANDLE LEVER	1	1	-	1	-		
20	88113-KAG-900	CAP, LOCK NUT	2	2	-	2	-	-----	CID,ID,MCID,MID
21	88114-198-D10	CAP, LOCK NUT	2	2	-	2	-	-----	C2ID,MC2ID,M2ID,2ID
22	88210-KTE-911	MIRROR COMP., R.	1	1	-	1	-	-----	CID,ID,MCID,MID
	88210-KTE-921	1	1	-	1	-	-----	C2ID,MC2ID,M2ID,2ID
23	88220-KTE-911	MIRROR COMP., L.	1	1	-	1	-	-----	CID,ID,MCID,MID
	88220-KTE-921	1	1	-	1	-	-----	C2ID,MC2ID,M2ID,2ID
24	90103-KTE-920	BOLT, ADAPTER, 10MM	2	2	-	2	-	-----	C2ID,MC2ID,M2ID,2ID
25	90114-428-870	BOLT, HANDLE LEVER PIVOT	1	1	-	1	-	-----	C2ID,MC2ID,M2ID,2ID
			2	2	-	2	-	-----	CID,ID,MCID,MID
26	90201-MW3-620	NUT, HEX., 10MM (LEFT HAND THREAD)	1	1	-	1	-	-----	CID,ID,MCID,MID
			2	2	-	2	-	-----	C2ID,MC2ID,M2ID,2ID
27	90442-147-000	WASHER, WAVE	1	1	-	1	-		
28	93500-05010-0A	SCREW, PAN, 5X10	2	2	-	2	-		
29	93500-05020-0G	SCREW, PAN, 5X20	2	2	-	2	-		
30	93500-05022-0G	SCREW, PAN, 5X22	2	-	-	-	-	-----	CID,C2ID
			-	-	-	2	-	-----	
31	94002-10000-0S	NUT, HEX., 10MM	1	1	-	1	-	-----	CID,ID,MCID,MID
32	94050-06000	NUT, FLANGE, 6MM	1	1	-	1	-	-----	C2ID,MC2ID,M2ID,2ID
			2	2	-	2	-	-----	CID,ID,MCID,MID
33	94103-05000	WASHER, PLAIN, 5MM	1	1	-	1	-		
34	96001-06025-07	BOLT, FLANGE, 6X25	1	1	-	1	-		
35	35150-KTE-930	SWITCH ASSY., STARTER	-	1	-	-	-	-----	MCID,MC2ID
			-	-	-	1	-	-----	
36	35330-KEJ-900	SWITCH COMP., FR. LEVER	-	1	-	-	-	-----	MCID,MC2ID
			-	-	-	1	-	-----	
37	53172-KTE-930	BRACKET, L. HANDLE LEVER	-	1	-	-	-	-----	MCID,MC2ID
			-	-	-	1	-	-----	
38	93500-05022-0G	SCREW, PAN, 5X22	-	2	-	-	-	-----	MCID,MC2ID
			-	-	-	2	-	-----	
39	96001-06025-07	BOLT, FLANGE, 6X25	1	-	-	1	-	-----	MCID,MC2ID
	96001-06025-00	-	1	-	-	-	-----	CID,ID,MCID
			-	-	-	-	-	-----	MID

F-3-1

HANDLE LEVER/SWITCH/CABLE (CBF1259/M9/MA)



Ref. No.	L.O.N.	(Relative ref. Number) Description	F.R.T.
1	811100	CABLE, THROTTLE	0.3
2	811120	CABLE, CHOKE	0.5
3	811115	CABLE, CLUTCH	0.2
5	(6)		
	615116	SWITCH, STARTER	0.4
7	615118	SWITCH, WINKER	0.5
8	6151A9	SWITCH, CLUTCH	0.2
9	6151B2	SWITCH, FRONT STOP	0.2
10	811125	CABLE, FRONT BRAKE	0.2
12	810150	GRIP, THROTTLE	0.2
	810150C	.Replace 1 handle grip add ...	0.1
13	8101C0	GRIP, HANDLE :LEFT	0.1
	8101COA	.Replace 1 handle grip add ...	0.2
14	(15)		
	810155	HOUSING, THROTTLE	0.2
17	8101C9	BRACKET, HANDLE LEVER :RIGHT ..	0.2
	8101D0	BRACKET, HANDLE LEVER :BOTH ..	0.4
18	8101C8	BRACKET, HANDLE LEVER :LEFT ..	0.2
	8101D0	BRACKET, HANDLE LEVER :BOTH ..	0.4
19	8101C7	LEVER, HANDLE :RIGHT	0.1
	8101F5	LEVER, HANDLE :BOTH	0.2
20	8101C6	LEVER, HANDLE :LEFT	0.1
	8101F5	LEVER, HANDLE :BOTH	0.2

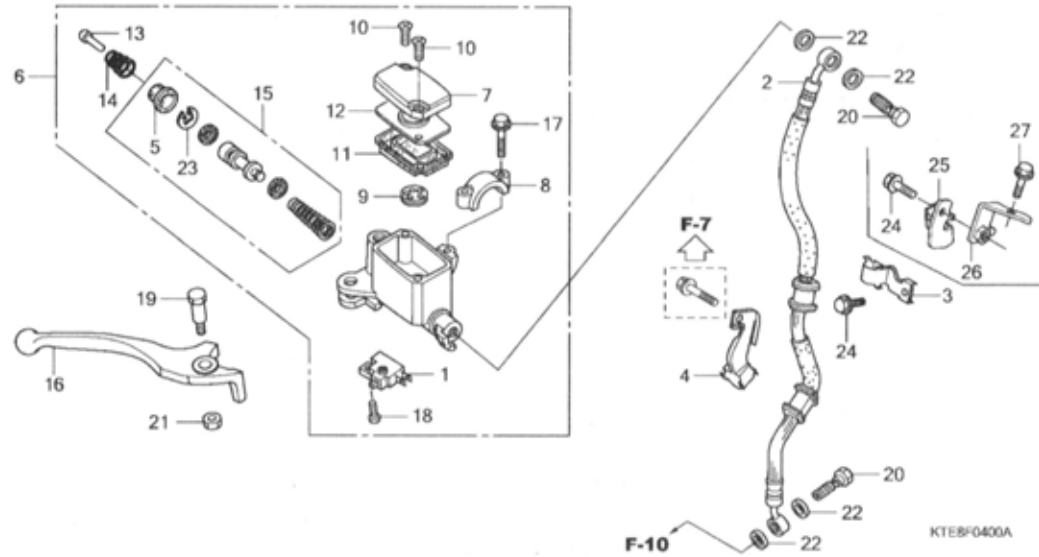
Ref. No.	Part No.	Description	Reqd. QTY					Serial No.	Parts catalogue code
			6	M7	M9	C9	MA		
1	17910-KWF-900	CABLE COMP., THROTTLE	-	-	1	-	-	----- ID,MID,M2ID	
	17910-KWF-950	-	-	1	-	-	----- M3ID	
2	17950-KWF-900	CABLE COMP., CHOKE	-	-	1	-	-	----- ID,MID,M2ID	
			-	-	-	-	1		
3	22870-KWF-900	CABLE COMP., CLUTCH	-	-	1	-	1		
4	32161-KSP-920	BAND B1, WIRE	-	-	2	-	2		
5	35150-KWF-921	SWITCH ASSY., STARTER	-	-	1	-	1	----- MID	
6	35150-KWF-931	SWITCH ASSY., STARTER	-	-	1	-	1	----- M2ID,M3ID	
7	35200-KWF-900	SWITCH ASSY., WINKER	-	-	1	-	-	----- ID	
	35200-KWF-920	-	-	1	-	-	----- MID,M2ID,M3ID	
			-	-	-	-	1		
8	35330-KEJ-900	SWITCH COMP., FR. LEVER	-	-	1	-	-	----- MID,M2ID,M3ID	
			-	-	-	-	1		
9	35340-KWF-900	SWITCH ASSY., FR. STOP	-	-	1	-	1	----- ID,MID	
10	45450-KWF-900	CABLE COMP., FR. BRAKE	-	-	1	-	1	----- ID,MID	
11	45517-166-006	HOLDER, MASTER CYLINDER	-	-	1	-	1	----- ID,MID	
12	53140-KSP-900	GRIP COMP., THROTTLE	-	-	1	-	-	----- ID,MID,M2ID	
	53140-KWF-950	-	-	1	-	-	----- M3ID	
	53140-KSP-A70	-	-	-	-	1		
13	53166-KSP-900	GRIP, L. HANDLE	-	-	1	-	-	----- ID,MID,M2ID	
	53166-KSP-A70	-	-	1	-	-	----- M3ID	
			-	-	-	-	1		
14	53168-KTE-910	HOUSING, UNDER THROTTLE	-	-	1	-	1		
15	53167-KWF-900	HOUSING, UPPER THROTTLE	-	-	1	-	1		
16	53171-KCC-900	COVER, R. HANDLE LEVER	-	-	1	-	1	----- ID,MID	

F-3-1

HANDLE LEVER/SWITCH/CABLE (CBF1259/M9/MA)

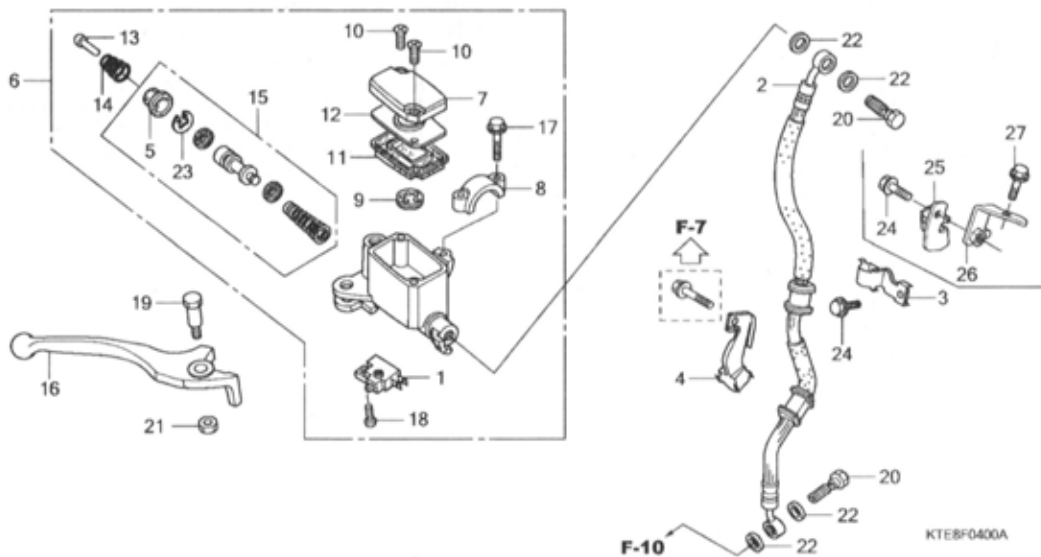
H10

Ref. No.	Part No.	Description	Reqd. QTY					Serial No.	Parts catalogue code
			CBF125						
			6	M7	9 M9	C9 MC9	MA		
17	53171-KFN-870	BRACKET, R. HANDLE LEVER	-	-	1	-	1	----- ID,MID	
18	53172-KTE-910	BRACKET, L. HANDLE LEVER	-	-	1	-	-	----- ID	
	53172-KTE-930	-	-	1	-	-	----- MID,M2ID,M3ID	
			-	-	-	-	1		
19	53175-KFN-870	LEVER COMP., R. HANDLE	-	-	1	-	1	----- ID,MID	
20	53178-KWF-900	LEVER COMP., L. HANDLE	-	-	1	-	1		
21	53179-KTC-900	COVER, L. HANDLE LEVER	-	-	1	-	-	----- ID,MID,M2ID	
			-	-	-	-	1		
22	88114-KFN-950	CAP, LOCK NUT	-	-	2	-	2		
23	88210-KWF-901	MIRROR COMP., R.	-	-	1	-	-		
	88210-KWF-840	-	-	-	-	1		
24	88220-KWF-901	MIRROR COMP., L.	-	-	1	-	-		
	88220-KWF-840	-	-	-	-	1		
25	90103-KTE-920	BOLT, ADAPTER, 10MM	-	-	2	-	2		
26	90113-KWF-900	BOLT, HANDLE LEVER PIVOT	-	-	1	-	1	----- ID,MID	
27	90114-428-870	BOLT, HANDLE LEVER PIVOT	-	-	1	-	-	----- ID,MID,M2ID	
	90114-310-000	-	-	1	-	-	----- M3ID	
28	90201-MW3-620	NUT, HEX., 10MM (LEFT HAND THREAD)	-	-	2	-	2		
29	93500-04032-0G	SCREW, PAN, 4X32	-	-	1	-	-	----- MID,M2ID,M3ID	
			-	-	-	-	1		
30	93500-04045-0G	SCREW, PAN, 4X45	-	-	1	-	-	----- MID,M2ID,M3ID	
			-	-	-	-	1		
31	93500-05020-0G	SCREW, PAN, 5X20	-	-	2	-	2		
32	93500-05022-0G	SCREW, PAN, 5X22	-	-	2	-	2		
33	94050-06000	NUT, FLANGE, 6MM	-	-	1	-	1	----- M2ID,M3ID	
			-	-	2	-	2	----- ID,MID	
34	96001-06022-07	BOLT, FLANGE, 6X22	-	-	2	-	2	----- ID,MID	
35	96001-06025-07	BOLT, FLANGE, 6X25	-	-	1	-	1		
36	53179-KWF-950	COVER, L. HANDLE LEVER	-	-	1	-	-	----- M3ID	



Ref. No.	L.O.N.	(Relative ref. Number) Description	F.R.T.
1	6151B2	SWITCH, FRONT STOP	0.1
2	7121A0	HOSE, FRONT BRAKE	0.4
		.INCLUDES: Bleed brakes	
6	712105	CYLINDER, FRONT BRAKE MASTER	0.4
		.INCLUDES: Bleed brakes	
11	7121G6	DIAPHRAGM, FRONT BRAKE MASTER	0.1
15	7121G9	PISTON SET, FRONT BRAKE MASTER	0.4
		.INCLUDES: Bleed brakes	
16	8101C7	LEVER, HANDLE :RIGHT	0.1
	8101F5	LEVER, HANDLE :BOTH	0.2

Ref. No.	Part No.	Description	Reqd. QTY					Serial No.	Parts catalogue code
			6	M7	M9	C9	MA		
1	35340-KCK-900	SWITCH ASSY., FR. STOP	1	1	1	1	1	-----	C2ID,MC2ID,M2ID,M3ID,2ID
2	45126-KTE-921	HOSE COMP., FR. BRAKE	1	1	-	1	-	-----	C2ID,MC2ID,M2ID,2ID
	45126-KWF-931	-	-	1	-	1	-----	M2ID,M3ID
3	45155-KTE-920	CLAMPER A, FR. BRAKE HOSE ...	1	1	-	1	-	-----	C2ID,MC2ID,M2ID,2ID
4	45156-KSP-900	CLAMPER B, FR. BRAKE HOSE ...	1	1	1	1	1	-----	C2ID,MC2ID,M2ID,M3ID,2ID
5	45504-KCC-841	BOOT COMP.	1	1	1	1	1	-----	C2ID,MC2ID,M2ID,M3ID,2ID
6	45510-KSP-901	CYLINDER SUB ASSY., FR. BRAKE MASTER	1	1	-	-	-	-----	M2ID,2ID
	45510-KVT-911	-	-	1	1	1	-----	C2ID,MC2ID,M2ID,M3ID
7	45513-KCC-841	CAP, MASTER CYLINDER	1	1	1	1	1	-----	C2ID,MC2ID,M2ID,M3ID,2ID
8	45517-KCC-841	HOLDER, MASTER CYLINDER	1	1	1	1	1	-----	C2ID,MC2ID,M2ID,M3ID,2ID
9	45518-KCC-841	SEPARATOR COMP.	1	1	1	1	1	-----	C2ID,MC2ID,M2ID,M3ID,2ID
10	45519-KCC-841	SCREW, FLAT	2	2	2	2	2	-----	C2ID,MC2ID,M2ID,M3ID,2ID
11	45520-KCC-841	DIAPHRAGM	1	1	1	1	1	-----	C2ID,MC2ID,M2ID,M3ID,2ID
12	45521-KCC-841	PLATE, DIAPHRAGM	1	1	1	1	1	-----	C2ID,MC2ID,M2ID,M3ID,2ID
13	45525-KCC-841	ROD, PUSH	1	1	1	1	1	-----	C2ID,MC2ID,M2ID,M3ID,2ID
14	45526-KCC-841	SPRING, PUSH ROD	1	1	1	1	1	-----	C2ID,MC2ID,M2ID,M3ID,2ID
15	45530-KCC-841	CYLINDER SET, MASTER	1	1	1	1	1	-----	C2ID,MC2ID,M2ID,M3ID,2ID
16	53175-KCC-840	LEVER, R. STEERING HANDLE ...	1	1	-	1	-	-----	C2ID,MC2ID,M2ID,2ID
	53175-KSP-900	-	-	1	-	1	-----	M2ID,M3ID
17	90111-KCC-841	BOLT, FLANGE, 6X25	2	2	2	2	2	-----	C2ID,MC2ID,M2ID,M3ID,2ID
18	90112-KCC-841	SCREW, PAN, 4X8	1	1	1	1	1	-----	C2ID,MC2ID,M2ID,M3ID,2ID
19	90114-KTE-920	BOLT, HANDLE LEVER	1	1	1	1	1	-----	C2ID,MC2ID,M2ID,M3ID,2ID
20	90145-GW3-981	BOLT, OIL, 10X22	2	2	2	2	2	-----	C2ID,MC2ID,M2ID,M3ID,2ID
21	90303-KCC-841	NUT	1	1	1	1	1	-----	C2ID,MC2ID,M2ID,M3ID,2ID



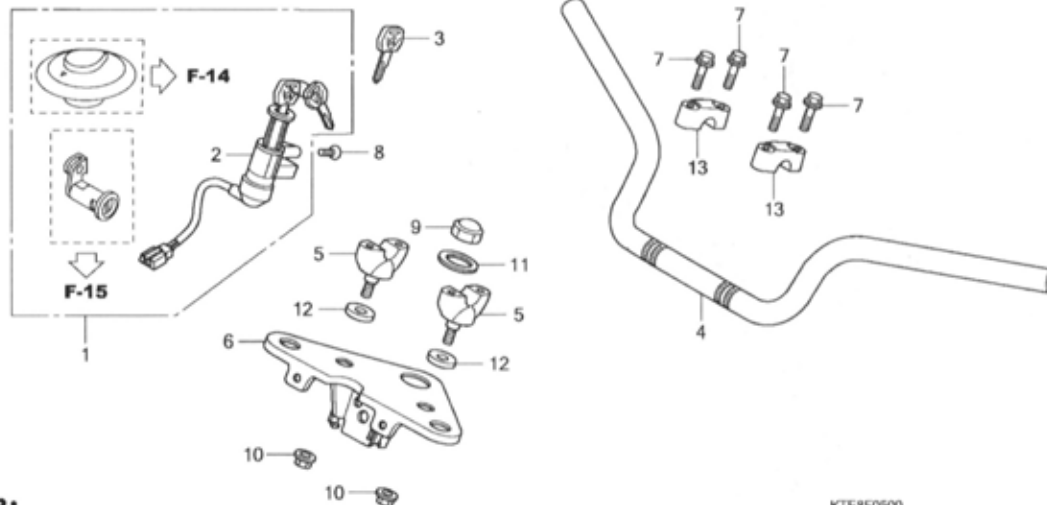
FR.

Ref. No.	Part No.	Description	Reqd. QTY					Serial No.	Parts catalogue code
			6	M7	M9	MC9	MA		
22	90545-300-000	WASHER, OIL BOLT	4	4	4	4	4	-----	C2ID,MC2ID,M2ID,M3ID,2ID
23	90651-KCC-841	CIRCLIP	1	1	1	1	1	-----	C2ID,MC2ID,M2ID,M3ID,2ID
24	96001-06012-00	BOLT, FLANGE, 6X12	1	1	1	1	1	-----	C2ID,MC2ID,M2ID,M3ID,2ID
25	45155-KWF-930	CLAMPER, FR. BRAKE	-	-	1	-	1	-----	M2ID,M3ID
26	45160-KWF-930	STAY COMP., BRAKE HOSE CLAMPER	-	-	1	-	1	-----	M2ID,M3ID
27	96001-06012-00	BOLT, FLANGE, 6X12	-	-	1	-	1	-----	M2ID,M3ID

F-5

HANDLE PIPE/TOP BRIDGE (CBF1256/M7/C9/MC9)

H13



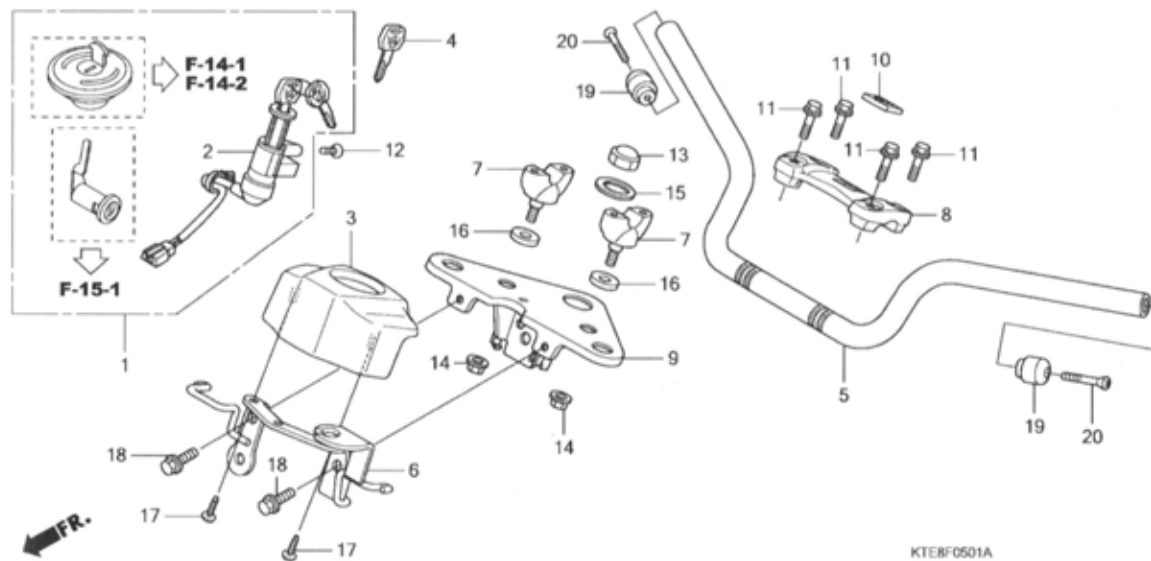
Ref. No.	L.O.N.	(Relative ref. Number) Description	F.R.T.
1	6151A1	KEY SET	1.3
2	615145	SWITCH, COMBINATION & LOCK ...	0.7
4	810100	PIPE, STEERING HANDLE	0.5
5	8101B9	HOLDER, HANDLE :LOWER	0.2
	8101B9A	.Replace 1 handle holder add ..	0.1
6	510110	BRIDGE, FORK TOP	0.7

Ref. No.	Part No.	Description	Reqd. QTY					Serial No.	Parts catalogue code
			6	M7	M9	C9	MA		
1	35010-KTE-910	KEY SET	1	1	-	1	-		
2	35100-KTE-910	SWITCH ASSY., COMBINATION & LOCK	1	1	-	1	-		
3	35121-KSP-910	KEY, BLANK	(1)	(1)	-	(1)	-		
4	53100-KTE-911	PIPE, STEERING HANDLE	1	1	-	1	-		
5	53130-KTE-910	HOLDER, HANDLE UNDER	2	2	-	2	-		
6	53230-KTE-910	BRIDGE COMP., FORK TOP	1	1	-	1	-		
7	90117-383-000	BOLT, FLANGE, 6X28	4	4	-	4	-		
8	90164-KPL-900	SCREW, U-LOCK FLAT, 6X12	2	2	-	2	-		
9	90304-KSP-900	NUT, STEERING STEM	1	1	-	1	-		
10	90304-KTE-911	NUT, FLANGE SPECIAL, 10MM (SIMMODS MARSHALL)	2	2	-	2	-		
11	90503-KSP-900	WASHER, STEERING STEM	1	1	-	1	-		
12	90521-427-770	WASHER, 10.3MM	2	2	-	2	-		
13	95014-21101	HOLDER A1, HANDLE PIPE UPPER	2	2	-	2	-		

F-5-1

HANDLE PIPE/TOP BRIDGE (CBF1259/M9/MA)

H14



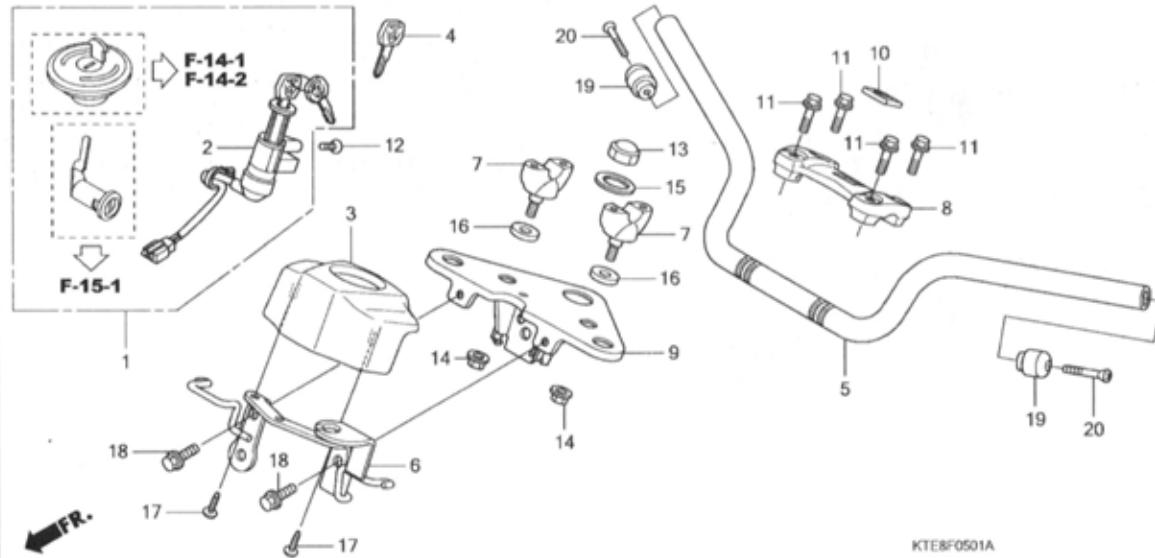
Ref. No.	L.O.N.	(Relative ref. Number) Description	F.R.T.
1	6151D2	KEY SET(A)	1.5
2	6151E9	SWITCH, COMBINATION & LOCK(A)	0.9
3	8121B8	COVER, COMBINATION SWITCH	0.2
5	810100	PIPE, STEERING HANDLE	0.5
7	8101B9	HOLDER, HANDLE :LOWER	0.2
	8101B9A	.Replace 1 handle holder add	0.1
9	5101E2	BRIDGE, FORK TOP(A)	0.9

Ref. No.	Part No.	Description	Reqd. QTY					Serial No.	Parts catalogue code
			6	M7	M9	C9	MA		
1	35010-KWF-900	KEY SET	-	-	1	-	-	----- ID,MID,M2ID	
	35010-KWF-960	-	-	-	-	1	----- M3ID	
2	35100-KWF-901	SWITCH ASSY., COMBINATION & LOCK	-	-	1	-	-	----- M3ID	
3	35105-KWF-900	COVER, COMBINATION SWITCH	-	-	1	-	1	----- ID,MID,M2ID	
4	35121-KSP-910	KEY, BLANK	-	-	(1)	-	-	----- ID,MID,M2ID	
	35121-KWF-960	-	-	(1)	-	-	----- M3ID	
5	53100-KWF-900ZA	PIPE COMP., STEERING HANDLE *NH303M*	-	-	1	-	-	----- ID,MID,M2ID	
	53100-KWF-960ZA	PIPE, STEERING HANDLE *NH303M*	-	-	1	-	-	----- M3ID	
	53100-KWF-840ZA	PIPE COMP., STEERING HANDLE *NH303M*	-	-	-	-	1	----- M3ID	
6	53127-KWF-900	GUIDE, CABLE	-	-	1	-	1	----- ID,MID	
	53127-KWF-930	-	-	1	-	1	----- M2ID	
	53127-KWF-950	-	-	1	-	-	----- M3ID	
7	53130-KTE-910	HOLDER, HANDLE UNDER	-	-	2	-	2	-----	
8	53131-KWF-900ZA	HOLDER, HANDLE UPPER *NH303M*	-	-	1	-	1	-----	
9	53230-KWF-900	BRIDGE COMP., FORK TOP	-	-	1	-	1	-----	
10	86150-KPG-901	EMBLEM, PRODUCT (MARUI)	-	-	1	-	1	-----	

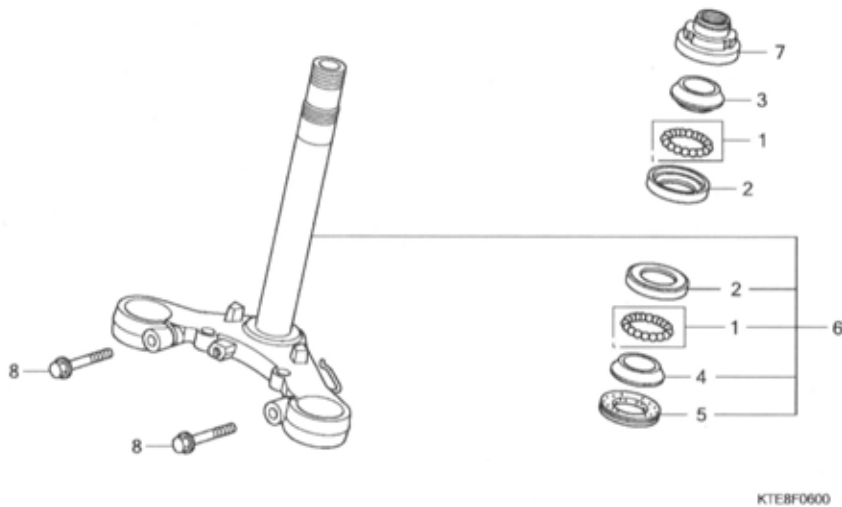
F-5-1

HANDLE PIPE/TOP BRIDGE (CBF1259/M9/MA)

H15



Ref. No.	Part No.	Description	Reqd. QTY					Serial No.	Parts catalogue code
			CBF125						
			6	M7	M9	C9 MC9	MA		
11	90117-383-000	BOLT, FLANGE, 6X28	-	-	4	-	4		
12	90164-KPL-900	SCREW, U-LOCK FLAT, 6X12	-	-	2	-	2		
13	90304-KSP-900	NUT, STEERING STEM	-	-	1	-	1		
14	90304-KTE-911	NUT, FLANGE SPECIAL, 10MM (SIMMODS MARSHALL)	-	-	2	-	2		
15	90503-KSP-900	WASHER, STEERING STEM	-	-	1	-	1		
16	90521-427-770	WASHER, 10.3MM	-	-	2	-	2		
17	93903-25210	SCREW, TAPPING, 5X12	-	-	2	-	2		
18	95701-06014-08	BOLT, FLANGE, 6X14	-	-	2	-	2		
19	53104-KWF-960	WEIGHT A, HANDLE	-	-	2	-	2		M3ID
20	90107-MCT-771	SCREW, OVAL, 6X35	-	-	2	-	2		M3ID



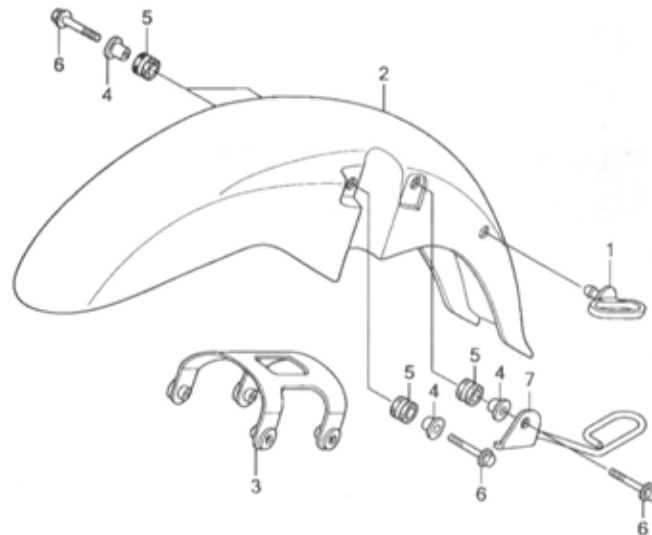
Ref. No.	L.O.N.	(Relative ref. Number) Description	F.R.T.
2	5101A0	RACE, STEERING BALL :UPPER ...	0.9
	5101A1	RACE, STEERING BALL :LOWER ...	0.9
	5101C9	RACE, STEERING BALL :BOTH	0.9
3	5101A9	RACE, STEERING TOP CONE	0.6
4		(5)	
	5101B0	RACE, STEERING BOTTOM CONE ...	1.1
6	510100	STEM OR SHAFT ASSY., STEERING	0.9
7	5101B2	THREAD, STEERING HEAD TOP	0.6

Ref. No.	Part No.	Description	Reqd. QTY					Serial No.	Parts catalogue code
			6	M7	M9	MC9	MA		
1	06531-KW6-840	BALL ASSY., STEEL, #8X18	2	2	2	2	2		
2	50301-268-010	RACE, STEERING TOP BALL	2	2	-	2	-		
	50301-KTR-900	-	-	2	-	2		
3	53211-268-010	RACE, STEERING TOP CONE	1	1	1	1	1		
4	53212-200-000	RACE, STEERING BOTTOM CONE ..	1	1	1	1	1		
5	53214-200-000	DUST SEAL, STEERING HEAD	1	1	1	1	1		
6	53219-KTE-910	STEM SUB ASSY., STEERING	1	1	-	1	-	-----	CID, ID, MCID, MID
	53219-KTE-920	1	1	-	1	-	-----	C2ID, MC2ID, M2ID, 2ID
	53219-KWF-900	-	-	1	-	1	-----	ID, MID
	53219-KWF-930	-	-	1	-	1	-----	M2ID, M3ID
7	53220-KSP-900	THREAD COMP., STEERING HEAD							
		TOP	1	1	1	1	1		
8	95701-08035-07	BOLT, FLANGE, 8X35	2	2	2	2	2		

FR.

F-7

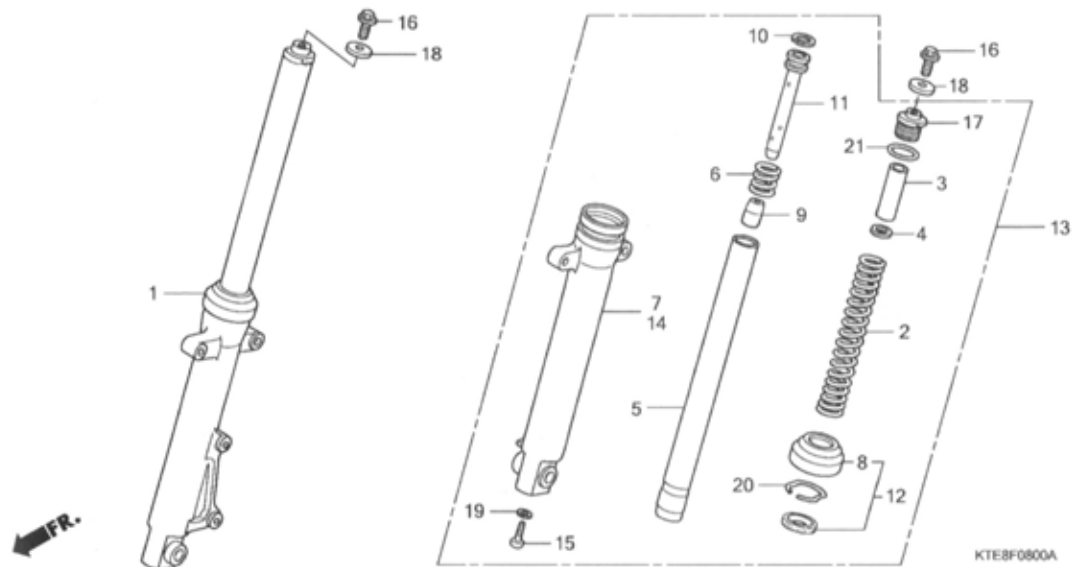
FRONT FENDER



KTE8F0700A

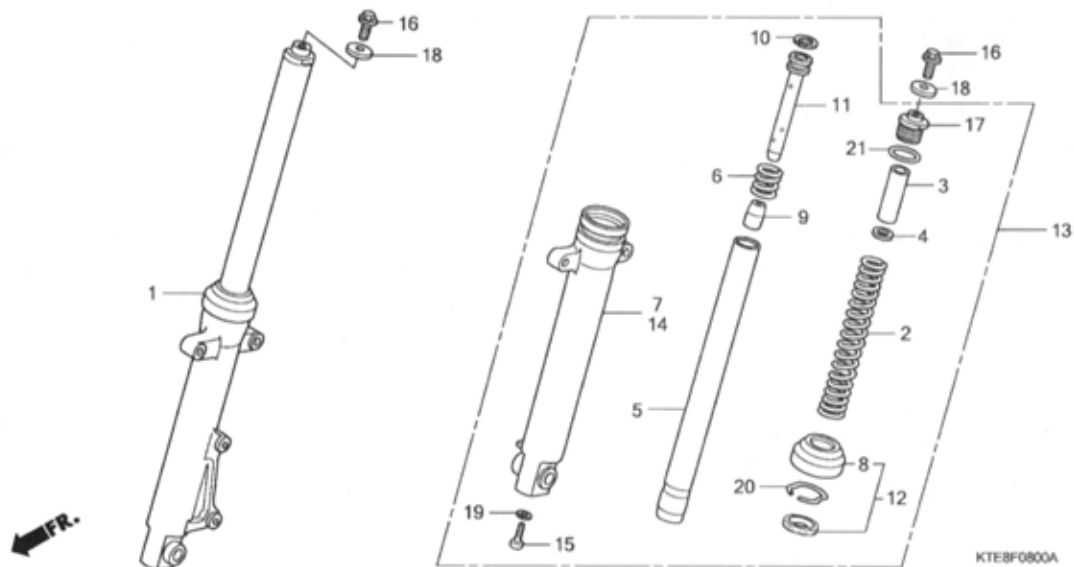
Ref. No.	L.O.N.	(Relative ref. Number) Description	F.R.T.
2	4131B7	FENDER, FRONT	0.3

Ref. No.	Part No.	Description	Reqd. QTY					Serial No.	Parts catalogue code
			6	M7	M9	MC9	MA		
1	45451-473-000	GUIDE, FR. FENDER CABLE	1	1	-	1	-		
2	61100-KTE-910ZA	FENDER, FR.	1	1	-	1	-		
	61100-KTE-910ZB	*NHA04M*...GENY GRAY METALLIC	1	1	-	1	-		
	61100-KTE-910ZD	*NH1*.....BLACK	1	1	-	1	-		
		PB370M	1	1	-	-	-		
		CHAMPION BLUE METALLIC	1	1	-	-	-		
	61100-KTE-910ZE	*PB371M*...MOON BLUE METALLIC	1	1	-	-	-		
	61100-KTE-910ZG	*R316M*...ALPHA RED METALLIC	1	1	-	-	-		
	61100-KTE-910ZJ	*RP175M*...WILD PURPLE METALLIC	1	1	-	-	-		
	61100-KWF-900ZF	*NH1*.....BLACK	-	-	1	-	-	----- ID,MID,M2ID	
	61100-KWF-900ZJ	*Y163P*...PEARL FLASH YELLOW	-	-	1	-	-	----- MID,M2ID	
	61100-KWF-900ZK	*R101CU*...CANDY GLORY RED-U	-	-	1	-	-	----- M3ID	
	61100-KWF-900ZH	*NHBO6M*SPACE SILVER METALLIC	-	-	1	-	1		
	61100-KWF-900ZG	*R321*.....SPORTS RED	-	-	1	-	-	----- ID,MID,M2ID	
			-	-	-	-	1		
	61100-KWF-900ZL	*Y206P*...PEARL SPORTS YELLOW	-	-	1	-	-	----- ID	
			-	-	-	-	1		
	61100-KTE-910ZK	*PB374M*VIBRANT BLUE METALLIC	-	-	-	1	-		
	61100-KTE-910ZL	*R321*.....SPORTS RED	-	-	-	1	-		
	61100-KWF-900ZM	*NH194MU*	-	-	-	-	1		
		HEAVY GRAY METALLIC-U	-	-	-	-	1		
3	61102-KTE-910	STAY, FR. FENDER	1	1	-	1	-		
	61102-KWF-900	-	-	1	-	-	----- ID,MID,M2ID	
			-	-	-	-	1		
	61102-KWF-950	-	-	1	-	-	----- M3ID	
4	61103-KRY-900	COLLAR A, FR. FENDER	4	4	4	4	4		
5	61105-KRY-900	RUBBER, FR. FENDER MOUNTING	4	4	4	4	4		
6	96001-06030-00	BOLT, FLANGE, 6X30	4	4	4	4	4		
7	45458-KWF-900	GUIDE COMP., BRAKE CABLE	-	-	1	-	1	----- ID,MID	

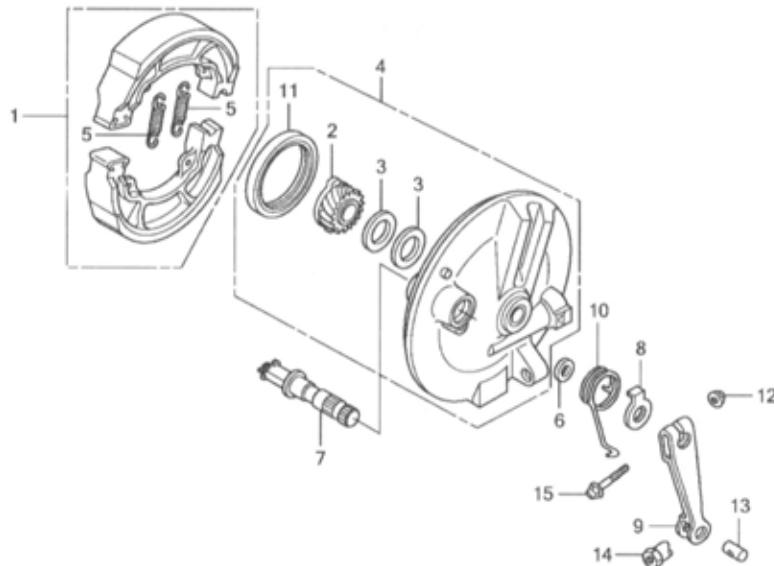


Ref. No.	L.O.N.	(Relative ref. Number) Description	F.R.T.
1	5111C3	FORK ASSY., FRONT :RIGHT	0.4
	5111C4	FORK ASSY., FRONT :BOTH	0.5
2	5111C5	SPRING, FRONT FORK :LEFT	0.6
	5111C6	SPRING, FRONT FORK :RIGHT	0.6
	5111C7	SPRING, FRONT FORK :BOTH	0.9
5	(6,10)		
	5111G2	PIPE, FRONT FORK :LEFT	0.7
	5111G3	PIPE, FRONT FORK :RIGHT	0.7
	5111G4	PIPE, FRONT FORK :BOTH	1.1
7	5111D2	CASE, BOTTOM :RIGHT	0.8
	5111D3	CASE, BOTTOM :BOTH	1.3
12	5111E7	SEAL SET, FRONT FORK :LEFT	0.8
	5111E8	SEAL SET, FRONT FORK :RIGHT	0.8
	5111E9	SEAL SET, FRONT FORK :BOTH	1.3
13	5111C2	FORK ASSY., FRONT :LEFT	0.4
	5111C4	FORK ASSY., FRONT :BOTH	0.5
14	5111D1	CASE, BOTTOM :LEFT	0.8
	5111D3	CASE, BOTTOM :BOTH	1.3

Ref. No.	Part No.	Description	Reqd. QTY					Serial No.	Parts catalogue code
			6	M7	M9	MC9	MA		
1	51400-KTE-911	FORK ASSY., R. FR.	1	1	-	1	-	CID,ID,MCID,MID	
	51400-KTE-921	1	1	-	1	-	C2ID,MC2ID,M2ID,2ID	
	51400-KWF-901	-	-	1	-	-	ID,MID	
	51400-KWF-931	-	-	1	-	-	M2ID	
	51400-KWF-961	-	-	1	-	-	M3ID	
	51400-KWF-841	-	-	-	1	-	M2ID	
2	51401-KTE-911	SPRING, FR. FORK	2	2	-	2	-	MID	
	51401-KWF-901	-	-	2	-	-		
3	51403-KCC-901	COLLAR, SPRING	2	2	2	2	2		
4	51403-447-731	PLATE, SPRING JOINT	2	2	2	2	2		
5	51410-KTE-911	PIPE COMP., FR. FORK	2	2	-	2	-		
	51410-KWF-901	-	-	2	-	2		
6	51412-KAG-901	SPRING, REBOUND	2	2	2	2	2		
7	51420-KTE-911	CASE, R. FR. BOTTOM	1	1	-	1	-	CID,ID,MCID,MID	
	51420-KTE-921	1	1	-	1	-	C2ID,MC2ID,M2ID,2ID	
	51420-KWF-901	-	-	1	-	-	ID,MID	
	51420-KWF-931	-	-	1	-	-	M2ID	
	51420-KWF-961	-	-	1	-	-	M3ID	
	51420-KWF-841	-	-	-	1	-	M2ID	
	51420-KWF-841	-	-	-	1	-	MID	
8	51425-KST-901	SEAL, DUST	2	2	2	2	2		
9	51432-KST-901	PIECE, OIL LOCK	2	2	2	2	2		
10	51437-KTC-901	RING, PISTON	2	2	-	2	-		
	51437-KVN-901	-	-	2	-	2		
11	51440-KTE-911	PIPE, SEAT	2	2	-	2	-		
	51440-KWF-901	-	-	2	-	2		

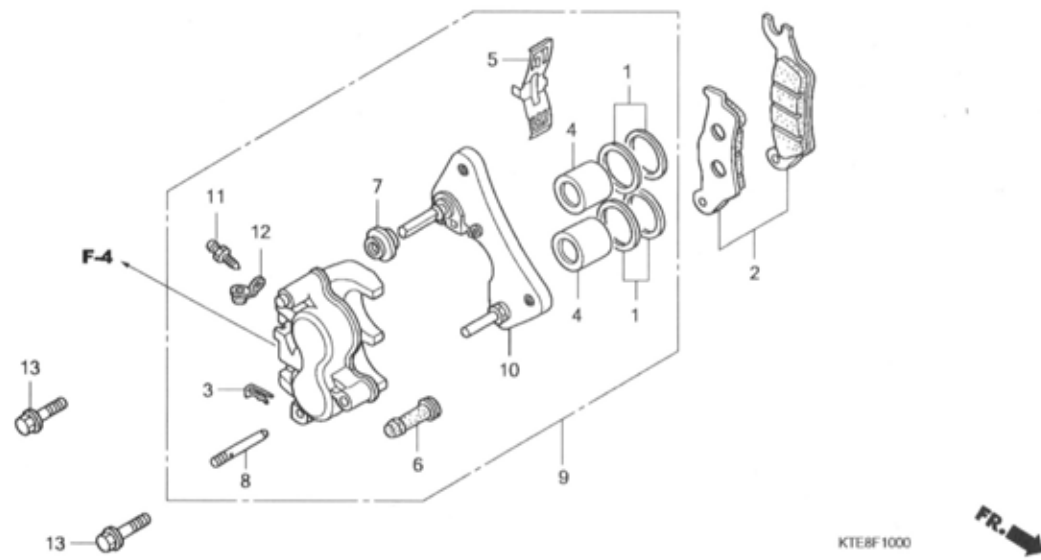


Ref. No.	Part No.	Description	Reqd. QTY					Serial No.	Parts catalogue code
			6	M7	M9	C9	MA		
12	51490-KST-305	SEAL SET, FR. FORK	2	2	2	2	2		
13	51500-KTE-911	FORK ASSY., L. FR.	1	1	-	1	-	-----	CID, ID, MCID, MID
	51500-KTE-921	1	1	-	1	-	-----	C2ID, MC2ID, M2ID, 2ID
	51500-KWF-901	-	-	1	-	-	-----	ID, MID
	51500-KWF-931	-	-	1	-	-	-----	M2ID
	51500-KWF-961	-	-	1	-	-	-----	M3ID
	51500-KWF-841	-	-	-	-	1	-----	M2ID
	51500-KWF-841	-	-	-	-	1	-----	MID
14	51520-KTE-911	CASE, L. FR. BOTTOM	1	1	-	1	-	-----	CID, ID, MCID, MID
	51520-KTE-921	1	1	-	1	-	-----	C2ID, MC2ID, M2ID, 2ID
	51520-KWF-901	-	-	1	-	-	-----	ID, MID
	51520-KWF-931	-	-	1	-	-	-----	M2ID
	51520-KWF-961	-	-	1	-	-	-----	M3ID
	51520-KWF-841	-	-	-	-	1	-----	M2ID
15	90116-KAG-901	BOLT, SOCKET, 8MM	2	2	2	2	2		
16	90123-KRM-860	BOLT, FR. FORK	2	2	2	2	2		
17	90123-KSP-901	BOLT A, FR. FORK	2	2	2	2	2		
18	90521-KSP-900	WASHER, 10.3MM	2	2	2	2	2		
19	90544-439-930	PACKING	2	2	2	2	2		
20	90601-GF5-731	RING, OIL SEAL STOPPER	2	2	2	2	2		
21	91356-KAG-901	O-RING	2	2	2	2	2		



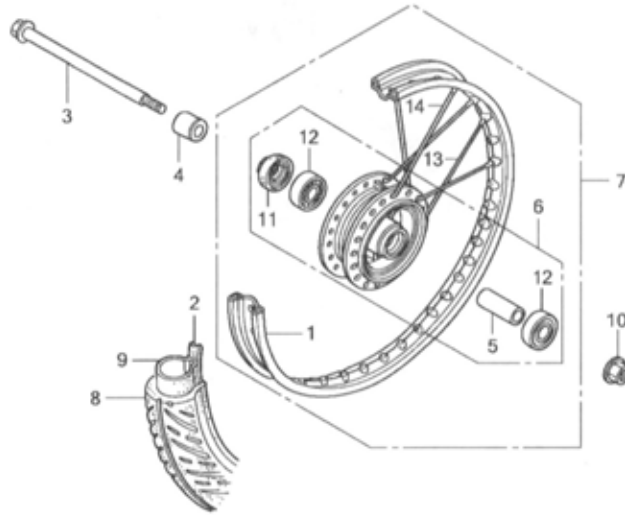
Ref. No.	L.O.N.	(Relative ref. Number) Description	F.R.T.
1	711115	SHOE(PAD) SET, BRAKE :FRONT ..	0.3
2	7101C3	GEAR, SPEEDOMETER	0.3
4	7111D0	PANEL, FRONT BRAKE	0.4
7	7111B3	CAM, BRAKE :FRONT	0.4
9	7111C3	ARM, BRAKE :FRONT	0.1

Ref. No.	Part No.	Description	Reqd. QTY					Serial No.	Parts catalogue code
			6	M7	M9	MC9	MA		
1	06430-KRP-980	SHOE SET, BRAKE (ASK)	1	1	1	1	1	-----	CID,ID,MCID,MID
	06430-KTN-700	SHOE SET, BRAKE	1	1	1	1	1	-----	CID,ID,MCID,MID
2	44806-KTE-910	GEAR, SPEEDOMETER (21T)	1	1	-	1	-	-----	CID,ID,MCID,MID
	44804-KWF-900	GEAR, SPEEDOMETER (23T)	-	-	1	-	1	-----	ID,MID
3	44809-KTC-900	WASHER, SPEEDOMETER GEAR	2	2	2	2	2	-----	CID,ID,MCID,MID
4	45010-KTE-910ZA	PANEL SUB COMP., FR. BRAKE							
		NH35M.CLOUD SILVER METALLIC	1	1	-	-	-	-----	ID,MID
	45010-KWF-900ZA	*NH303M*							
		MAT AXIS GRAY METALLIC	-	-	1	-	1	-----	ID,MID
	45010-KTE-950ZA	*NH303M*							
		MAT AXIS GRAY METALLIC	-	-	-	1	-	-----	CID,MCID
5	45133-KPL-900	SPRING, BRAKE SHOE	2	2	2	2	2	-----	CID,ID,MCID,MID
	45133-KCC-900	SPRING, FR. BRAKE SHOE	2	2	2	2	2	-----	CID,ID,MCID,MID
6	45134-250-000	DUST SEAL, BRAKE CAM	1	1	1	1	1	-----	CID,ID,MCID,MID
7	45141-KTC-900	CAM, FR. BRAKE	1	1	1	1	1	-----	CID,ID,MCID,MID
8	45145-096-650	INDICATOR, FR. BRAKE	1	1	1	1	1	-----	CID,ID,MCID,MID
9	45410-KTE-910	ARM, FR. BRAKE	1	1	1	1	1	-----	CID,ID,MCID,MID
10	45435-GB2-720	SPRING, BRAKE ARM RETURN	1	1	1	1	1	-----	CID,ID,MCID,MID
11	91251-GK4-003	OIL SEAL, 47X60X7 (ARAI)	1	1	1	1	1	-----	CID,ID,MCID,MID
12	94050-06000	NUT, FLANGE, 6MM	1	1	1	1	1	-----	CID,ID,MCID,MID
13	95015-32001	JOINT B, BRAKE ARM	1	1	1	1	1	-----	CID,ID,MCID,MID
14	95015-42000	NUT B, BRAKE ROD ADJUSTING ..	1	1	1	1	1	-----	CID,ID,MCID,MID
15	95701-06032-00	BOLT, FLANGE, 6X32	1	1	1	1	1	-----	CID,ID,MCID,MID



Ref. No.	L.O.N.	(Relative ref. Number) Description	F.R.T.
2	711115	SHOE(PAD) SET, BRAKE :FRONT .. (1)	0.1
4	7111D1	PISTON, FRONT BRAKE CALIPER .. .INCLUDES: Bleed brakes .NOTE: Same time for two units	0.5
9	711130	CALIPER, FRONT BRAKE	0.4
10	7111G0	BRACKET, FRONT CALIPER	0.2

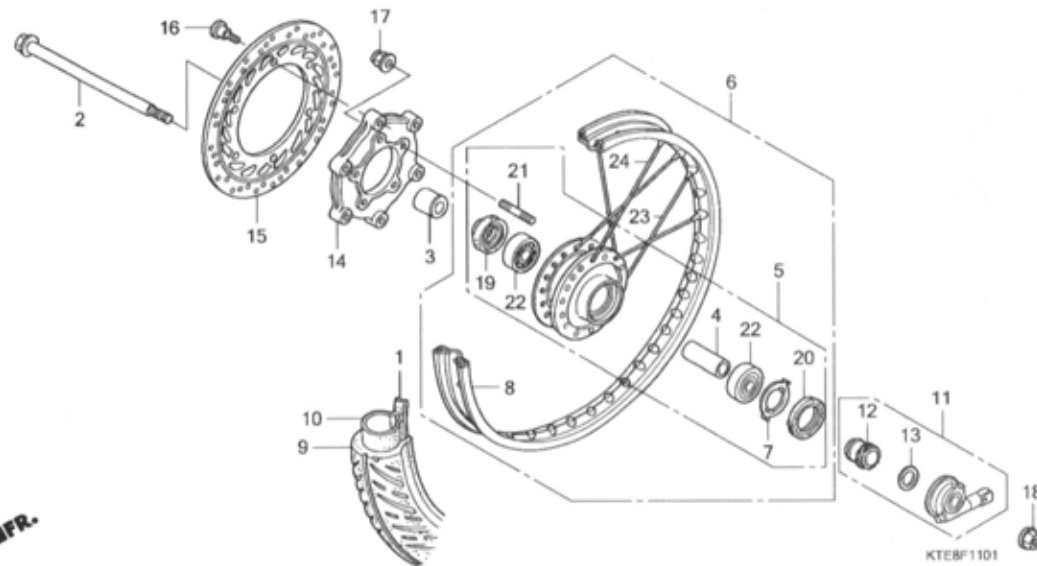
Ref. No.	Part No.	Description	Reqd. QTY					Serial No.	Parts catalogue code
			6	M7	M9	C9	MA		
1	06451-KCC-841	SEAL SET, PISTON	2	2	2	2	2	-----	C21D,MC21D,M21D,M31D,21D
2	06455-KCC-841	PAD SET, FR.	1	1	-	-	-	-----	M21D,21D
	06455-KCC-842	-	-	1	1	1	-----	C21D,MC21D,M21D,M31D
3	43216-MAK-003	CLIP, HANGER PIN	1	1	1	1	1	-----	C21D,MC21D,M21D,M31D,21D
4	45107-KCC-841	PISTON (26)	2	2	2	2	2	-----	C21D,MC21D,M21D,M31D,21D
5	45108-KCC-841	SPRING, PAD	1	1	1	1	1	-----	C21D,MC21D,M21D,M31D,21D
6	45132-KCC-841	BOOT, PIN BUSH	1	1	1	1	1	-----	C21D,MC21D,M21D,M31D,21D
7	45133-KCC-841	BOOT, B	1	1	1	1	1	-----	C21D,MC21D,M21D,M31D,21D
8	45220-KCC-841	PIN COMP., HANGER	1	1	1	1	1	-----	C21D,MC21D,M21D,M31D,21D
9	45250-KCC-841	CALIPER SUB ASSY., R. FR. ...	1	1	-	1	-	-----	C21D,MC21D,M21D,21D
	45250-KSP-861	-	-	1	-	1	-----	M21D,M31D
10	45290-KCC-841	BRACKET SUB ASSY., FR. CALIPER	1	1	1	1	1	-----	C21D,MC21D,M21D,M31D,21D
11	45352-KCC-841	SCREW, BLEEDER	1	1	1	1	1	-----	C21D,MC21D,M21D,M31D,21D
12	45353-KCC-841	CAP, BLEEDER	1	1	1	1	1	-----	C21D,MC21D,M21D,M31D,21D
13	90155-KSP-900	BOLT, FLANGE, 8X25	2	2	2	2	2	-----	C21D,MC21D,M21D,M31D,21D



KTE8F1100

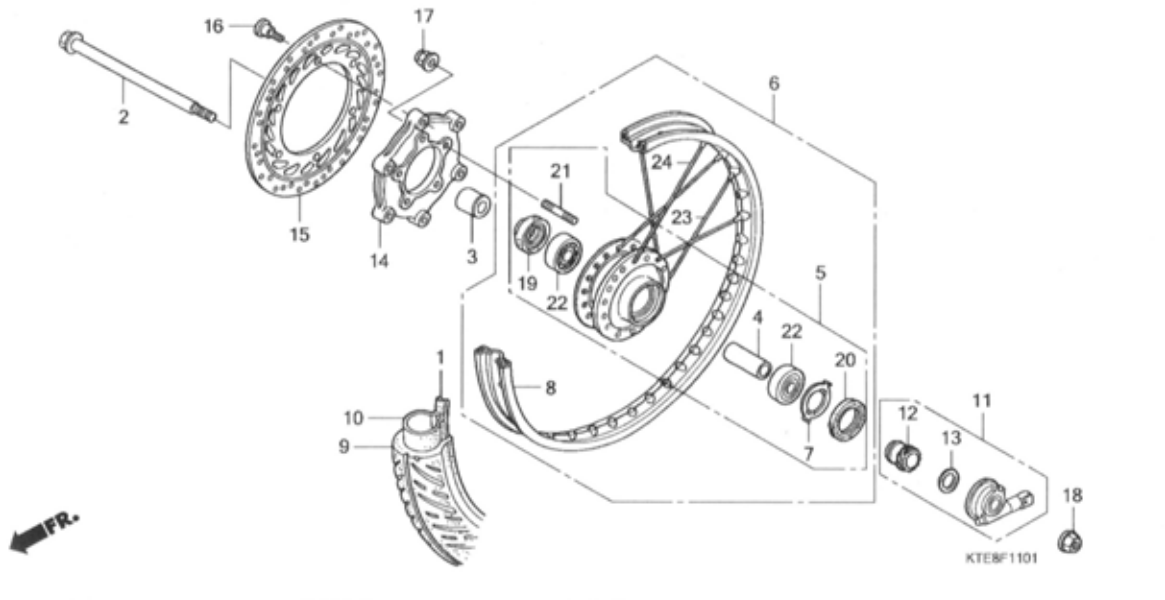
Ref. No.	L.O.N.	(Relative ref. Number) Description	F.R.T.
1	710109	RIM, WHEEL :FRONT	2.1
3	710151	AXLE, FRONT WHEEL	0.2
6	710103	HUB, FRONT WHEEL	2.2
7	710104	FRONT WHEEL	0.7
8	710139	FRONT TIRE(ONE)	0.7
9	710140	TUBE, FRONT TIRE(ONE)	0.7
12	710115	BEARING, FRONT WHEEL(ONE)	0.4
	710115G	.Replace 1 bearing add	0.1

Ref. No.	Part No.	Description	Reqd. QTY					Serial No.	Parts catalogue code
			6	M7	M9	C9	MA		
1	42701-KTE-910	RIM, RR. WHEEL	1	1	-	-	-	-----	ID,MID
2	42713-KSP-901	FLAP, TIRE (1.60/1.85-18) ...	1	1	-	-	-	-----	ID,MID
3	44301-KPL-900	AXLE, FR. WHEEL	1	1	-	-	-	-----	ID,MID
4	44311-KSP-900	COLLAR, FR. WHEEL SIDE	1	1	-	-	-	-----	ID,MID
5	44620-KSP-900	COLLAR, FR. AXLE DISTANCE ...	1	1	-	-	-	-----	ID,MID
6	44635-KTE-910ZA	HUB SUB ASSY., FR. *NH35M*.CLOUD SILVER METALLIC	1	1	-	-	-	-----	ID,MID
7	44650-KTE-910ZA	WHEEL SUB ASSY., FR. *NH35M*.CLOUD SILVER METALLIC	1	1	-	-	-	-----	ID,MID
8	44711-KFN-852	TIRE, FR. (2.75-18 42P)	1	1	-	-	-	-----	ID,MID
9	44712-KFN-852	TUBE (2.75-18)	1	1	-	-	-	-----	ID,MID
10	90306-KTE-911	NUT, FLANGE SPECIAL, 12MM (SIMMONDS MARSHALL)	1	1	-	-	-	-----	ID,MID
11	91251-KPH-901	DUST SEAL, 21X37X7	1	1	-	-	-	-----	ID,MID
12	96140-63010-10	BEARING, RADIAL BALL, 6301U .	2	2	-	-	-	-----	ID,MID
13	97334-41166-P0	SPOKE SET A, 10X163							
		(INSIDE)	18	18	-	-	-	-----	ID,MID
14	97600-41165-P0	SPOKE SET A, 10X162.5							
		(OUTSIDE)	18	18	-	-	-	-----	ID,MID

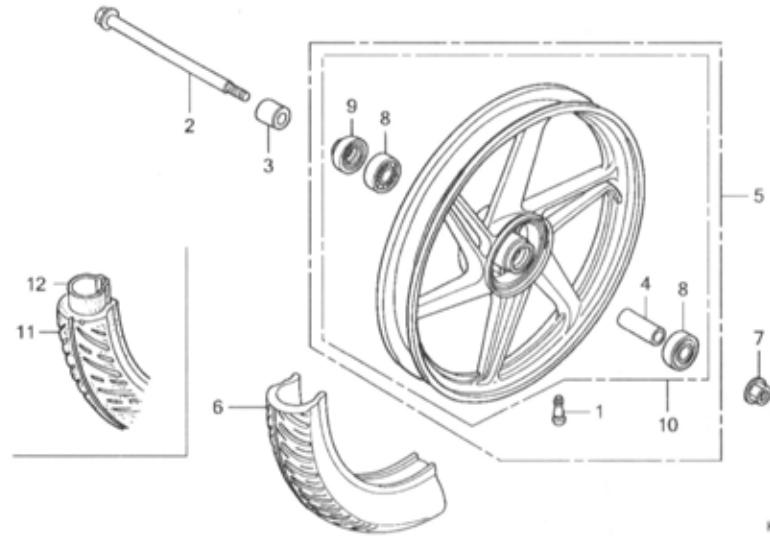


Ref. No.	L.O.N.	(Relative ref. Number) Description	F.R.T.
2	710151	AXLE, FRONT WHEEL	0.2
5	710103	HUB, FRONT WHEEL	2.3
6	710104	FRONT WHEEL	0.8
8	710109	RIM, WHEEL :FRONT	2.2
9		(1)	
	710139	FRONT TIRE(ONE)	0.7
10		(1)	
	710140	TUBE, FRONT TIRE(ONE)	0.7
11	710145	GEARBOX ASSY., SPEEDOMETER ...	0.2
15	711120	DISC, FRONT BRAKE	0.3
22		(4)	
	710115	BEARING, FRONT WHEEL(ONE)	0.4
	710115G	.Replace 1 bearing add	0.1

Ref. No.	Part No.	Description	Reqd. QTY					Serial No.	Parts catalogue code
			6	M7	M9	C9	MA		
1	42713-KSP-901	FLAP, TIRE (1.60/1.85-18) ...	1	1	-	-	-	M21D,21D	
2	44301-KPL-900	AXLE, FR. WHEEL	1	1	-	-	-	M21D,21D	
3	44311-KSP-900	COLLAR, FR. WHEEL SIDE	1	1	-	-	-	M21D,21D	
4	44620-KSP-900	COLLAR, FR. AXLE DISTANCE ...	1	1	-	-	-	M21D,21D	
5	44635-KTE-920ZA	HUB SUB ASSY., FR. *NH35M*.CLOUD SILVER METALLIC	1	1	-	-	-	M21D,21D	
6	44650-KTE-920ZA	WHEEL SUB ASSY., FR. *NH35M*.CLOUD SILVER METALLIC	1	1	-	-	-	M21D,21D	
7	44680-410-000	RETAINER, GEAR BOX	1	1	-	-	-	M21D,21D	
8	44701-KSP-930	RIM, FR. WHEEL	1	1	-	-	-	M21D,21D	
9	44711-KFN-852	TIRE, FR. (2.75-18 42P)	1	1	-	-	-	M21D,21D	
10	44712-KFN-852	TUBE (2.75-18)	1	1	-	-	-	M21D,21D	
11	44800-KTE-920	BOX ASSY., SPEEDOMETER GEAR .	1	1	-	-	-	M21D,21D	
12	44804-KSP-901	GEAR, SPEEDOMETER	1	1	-	-	-	M21D,21D	
13	44809-KPL-900	WASHER, SPEEDOMETER GEAR	1	1	-	-	-	M21D,21D	
14	45122-KSP-930ZA	HUB, FR. BRAKE *NH35M*.CLOUD SILVER METALLIC	1	1	-	-	-	M21D,21D	
15	45251-KSP-931	DISK, FR. BRAKE	1	1	-	-	-	M21D,21D	
16	90105-MK5-010	BOLT, DISK, 8X22	6	6	-	-	-	M21D,21D	
17	90302-KTE-911	NUT, FLANGE SPECIAL, 6MM	5	5	-	-	-	M21D,21D	
18	90306-KTE-911	NUT, FLANGE SPECIAL, 12MM (SIMMONDS MARSHALL)	1	1	-	-	-	M21D,21D	
19	91251-KPH-901	DUST SEAL, 21X37X7	1	1	-	-	-	M21D,21D	
20	91258-410-013	DUST SEAL, 40X50X5(ARAI)	1	1	-	-	-	M21D,21D	
21	92911-06018-OE	BOLT, STUD, 6X18	5	5	-	-	-	M21D,21D	



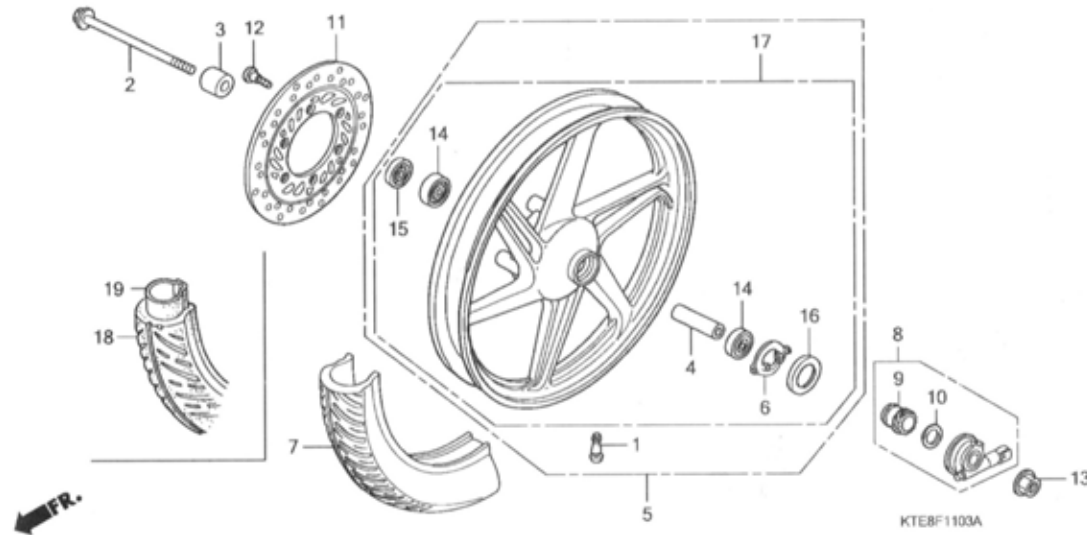
Ref. No.	Part No.	Description	Reqd. QTY					Serial No.	Parts catalogue code
			6	M7	9 M9	C9 MC9	MA		
22	96140-63010-10	BEARING, RADIAL BALL, 6301U	2	2	-	-	-	M21D,21D	
23	97388-41231-PO	SPOKE SET A, 10X195.5 (INSIDE)	18	18	-	-	-	M21D,21D	
24	97490-41230-PO	SPOKE SET A, 10X195 (OUTSIDE)	18	18	-	-	-	M21D,21D	



KTE8F1102A

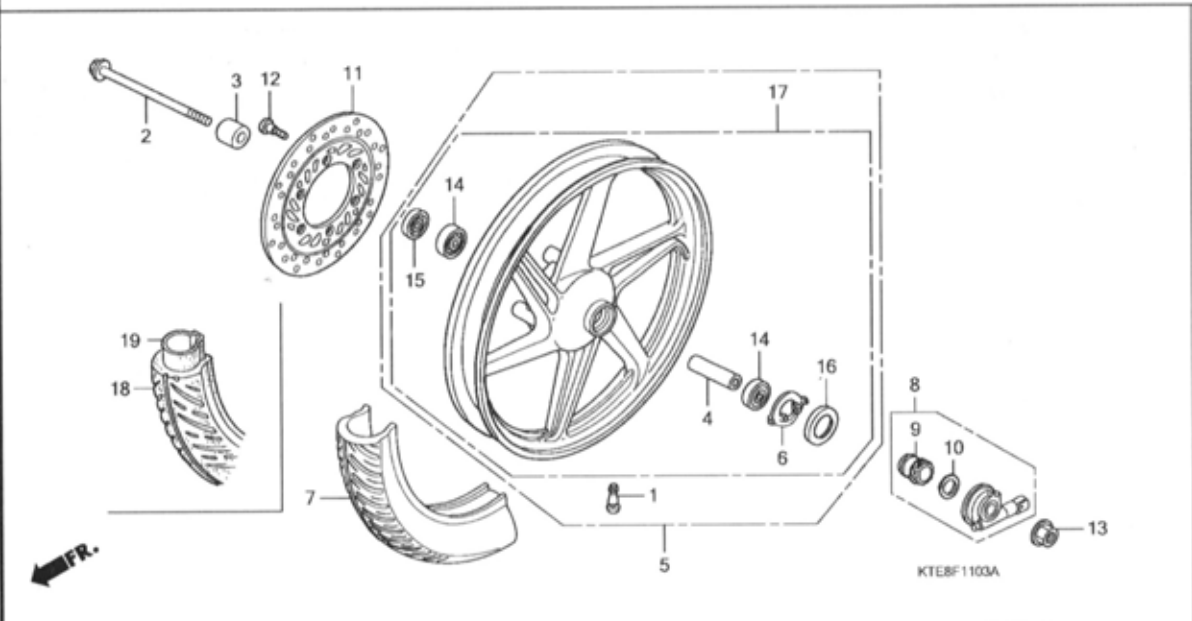
Ref. No.	L.O.N.	(Relative ref. Number) Description	F.R.T.
2	710151	AXLE, FRONT WHEEL	0.2
5	7101D4	FRONT WHEEL	0.7
6	710139	FRONT TIRE(ONE)	0.6
8		(4)	
	710115	BEARING, FRONT WHEEL(ONE)	0.4
	710115G	.Replace 1 bearing add	0.1
10	7101D4	FRONT WHEEL	0.7
11	710139	FRONT TIRE(ONE)	0.7
12	710140	TUBE, FRONT TIRE(ONE)	0.7

Ref. No.	Part No.	Description	Reqd. QTY					Serial No.	Parts catalogue code
			6	M7	M9	C9	MA		
1	42753-KWF-901	VALVE, RIM (TRITON)	-	-	1	-	1	-----	ID,MID
2	44301-KPL-900	AXLE, FR. WHEEL	-	-	1	1	1	-----	CID,ID,MCID,MID
3	44311-KSP-900	COLLAR, FR. WHEEL SIDE	-	-	1	1	1	-----	CID,ID,MCID,MID
4	44620-KSP-900	COLLAR, FR. AXLE DISTANCE	-	-	1	1	1	-----	CID,ID,MCID,MID
5	44650-KWF-900	WHEEL SUB ASSY., FR.	-	-	1	-	-	-----	ID,MID
	44650-KWF-840	-	-	-	-	1	-----	MID
6	44711-KWF-930	TIRE, FR. (TVS) (80/100-17 M/C 46P)	-	-	1	-	1	-----	ID,MID
7	90306-KTE-911	NUT, FLANGE SPECIAL, 12MM (SIMMONDS MARSHALL)	-	-	1	1	1	-----	CID,ID,MCID,MID
	90306-KST-942	NUT, FLANGE, 12MM (LEO FASTENERS)	-	-	1	-	1	-----	ID,MID
8	91052-KWF-901	BEARING, RADIAL BALL, 6301(U)	-	-	2	-	2	-----	ID,MID
	96140-63010-10	BEARING, RADIAL BALL, 6301U	-	-	2	2	2	-----	CID,ID,MCID,MID
9	91251-KPH-901	DUST SEAL, 21X37X7	-	-	1	1	1	-----	CID,ID,MCID,MID
10	44650-KTE-950	WHEEL SUB ASSY., FR.	-	-	-	1	-	-----	CID,MCID
11	44711-KFN-852	TIRE, FR. (2.75-18 42P)	-	-	-	1	-	-----	CID,MCID
12	44712-KFN-852	TUBE (2.75-18)	-	-	-	1	-	-----	CID,MCID



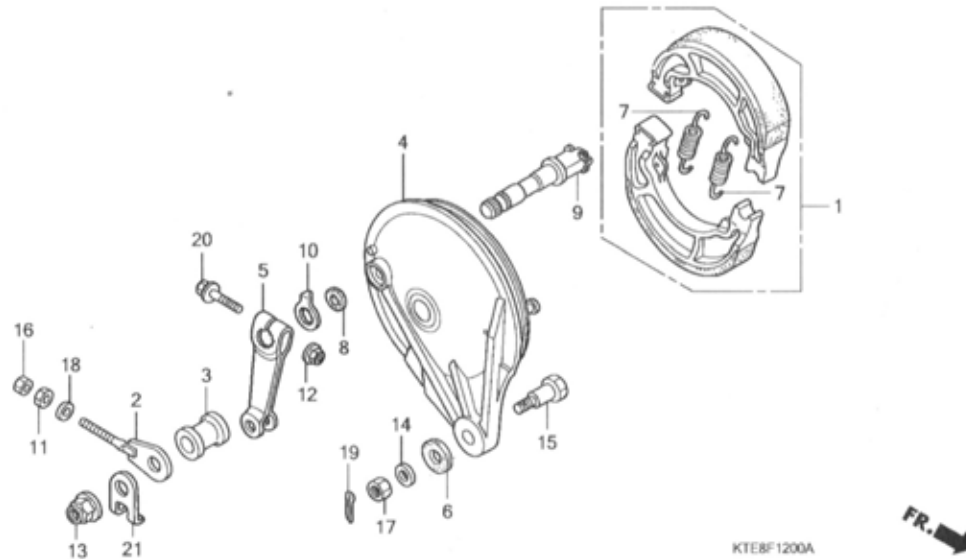
Ref. No.	L.O.N.	(Relative ref. Number) Description	F.R.T.
2	710151	AXLE, FRONT WHEEL	0.2
5	710104	FRONT WHEEL	0.7
7	710139	FRONT TIRE(ONE)	0.6
8	710145	GEARBOX ASSY., SPEEDOMETER ...	0.2
11	711120	DISC, FRONT BRAKE	0.3
14	710115	BEARING, FRONT WHEEL(ONE)	0.4
	710115G	.Replace 1 bearing add	0.1
17	710104	FRONT WHEEL	0.8
18	710139	FRONT TIRE(ONE)	0.7
19	710140	TUBE, FRONT TIRE(ONE)	0.7

Ref. No.	Part No.	Description	Reqd. QTY					Serial No.	Parts catalogue code
			6	M7	M9	C9	MA		
1	42753-KWF-901	VALVE, RIM (TRITON)	-	-	1	-	1	-----	M2ID,M3ID
2	44301-KPL-900	AXLE, FR. WHEEL	-	-	1	1	1	-----	C2ID,MC2ID,M2ID,M3ID
3	44311-KSP-900	COLLAR, FR. WHEEL SIDE	-	-	1	1	1	-----	C2ID,MC2ID,M2ID,M3ID
4	44620-KSP-900	COLLAR, FR. AXLE DISTANCE ...	-	-	1	1	1	-----	C2ID,MC2ID,M2ID,M3ID
5	44650-KWF-930	WHEEL SUB ASSY., FR.	-	-	1	-	1	-----	M2ID,M3ID
6	44680-410-000	RETAINER, GEAR BOX	-	-	1	1	1	-----	C2ID,MC2ID,M2ID,M3ID
7	44711-KWF-930	TIRE, FR. (TVS) (80/100-17 M/C 46P)	-	-	1	-	1	-----	M2ID,M3ID
8	44800-KTE-920	BOX ASSY., SPEEDOMETER GEAR	-	-	-	1	-	-----	C2ID,MC2ID
	44800-KWF-930ZA	*NH303M*	-	-	-	-	-	-----	
		MAT AXIS GRAY METALLIC	-	-	1	-	1	-----	M2ID,M3ID
9	44804-KSP-901	GEAR, SPEEDOMETER	-	-	-	1	-	-----	C2ID,MC2ID
	44804-KWF-931	-	-	1	-	1	-----	M2ID,M3ID
10	44809-KPL-900	WASHER, SPEEDOMETER GEAR	-	-	1	1	1	-----	C2ID,MC2ID,M2ID,M3ID
11	45251-KVE-901	DISK, FR. BRAKE	-	-	1	1	-	-----	C2ID,MC2ID,M2ID,M3ID
	45251-KSP-861	-	-	-	-	1	-----	M2ID
12	90105-KSP-870	BOLT, DISK, 8X24	-	-	6	6	6	-----	C2ID,MC2ID,M2ID,M3ID
13	90306-KTE-911	NUT, FLANGE SPECIAL, 12MM (SIMMONDS MARSHALL)	-	-	1	1	1	-----	C2ID,MC2ID,M2ID,M3ID
	90306-KST-942	NUT, FLANGE, 12MM (LEO FASTENERS)	-	-	1	-	1	-----	M2ID,M3ID
14	91053-KWF-931	BEARING, RADIAL BALL, 6301(UU)	-	-	2	-	2	-----	M2ID,M3ID
	96150-63010-10	BEARING, RADIAL BALL, 6301UU	-	-	2	2	2	-----	C2ID,MC2ID,M2ID,M3ID
15	91251-KPH-901	DUST SEAL, 21X37X7	-	-	1	1	1	-----	C2ID,MC2ID,M2ID,M3ID
16	91258-410-013	DUST SEAL, 40X50X5(ARA1)	-	-	1	1	1	-----	C2ID,MC2ID,M2ID,M3ID
17	44650-KSP-870	WHEEL SUB ASSY., FR.	-	-	-	1	-	-----	C2ID,MC2ID



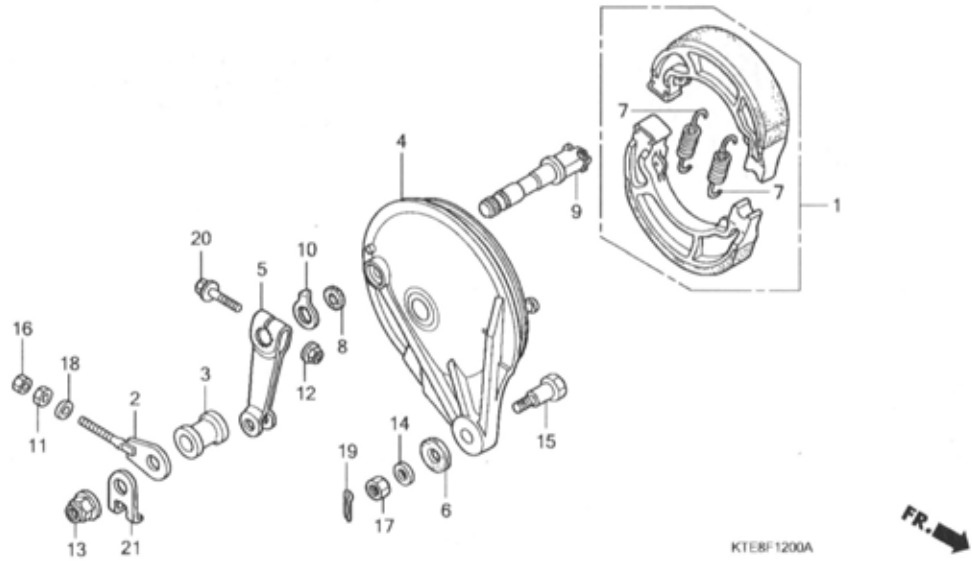
Ref. No.	Part No.	Description	Reqd. QTY					Serial No.	Parts catalogue code
			CBF125	M7	M9	C9	MA		

18	44711-KFN-852	TIRE, FR. (2.75-18 42P)	-	-	-	1	-	-----	C21D,MC21D
19	44712-KFN-852	TUBE (2.75-18)	-	-	-	1	-	-----	C21D,MC21D

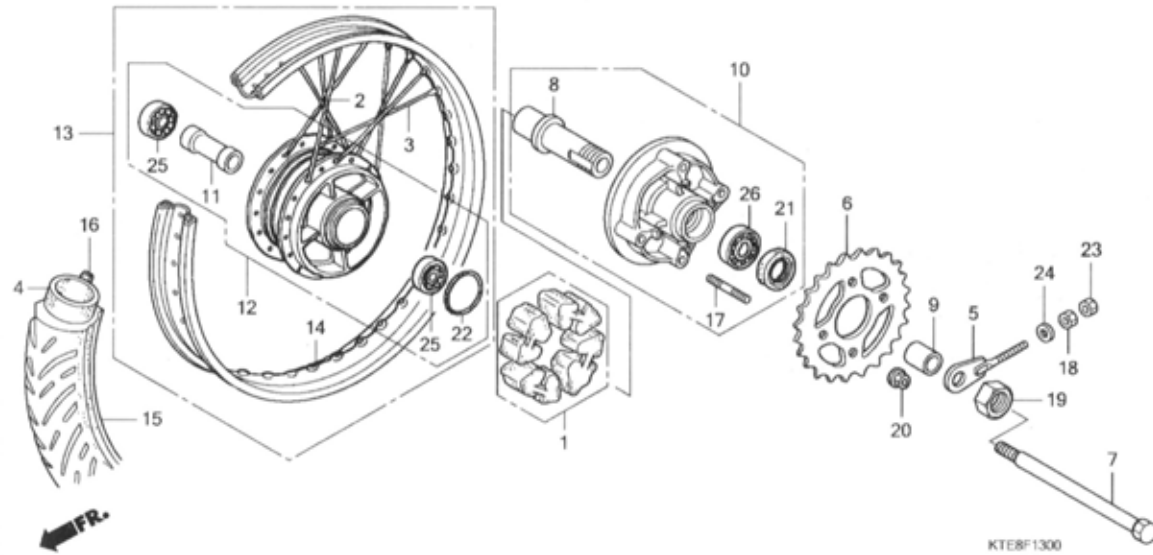


Ref. No.	L.O.N.	(Relative ref. Number) Description	F.R.T.
1	711140	SHOE(PAD) SET, BRAKE :REAR ...	0.4
4	7111A9	PANEL, REAR BRAKE	0.5
5	7111C4	ARM, BRAKE :REAR	0.2
9	7111B4	CAM, BRAKE :REAR	0.5

Ref. No.	Part No.	Description	Reqd. QTY					Serial No.	Parts catalogue code
			6	M7	M9	C9	MA		
1	06430-KRP-980	SHOE SET, BRAKE (ASK)	1	1	1	1	1		
	06430-KTN-700	SHOE SET, BRAKE	1	1	1	1	1		
2	40543-KTE-910	ADJUSTER COMP., R. CHAIN	1	1	-	1	-		
3	42313-KTE-910	COLLAR, RR. BRAKE PANEL SIDE ..	1	1	-	1	-		
	42313-KWF-900	-	-	1	-	1		
4	43100-KTE-910ZA	PANEL COMP., RR. BRAKE	1	1	-	-	-		
		NH35M.CLOUD SILVER METALLIC							
	43100-KTE-950ZA	*NH303M*							
		MAT AXIS GRAY METALLIC	-	-	1	1	1		
5	43410-KCT-690	ARM, RR. BRAKE	1	1	-	1	-		
	43410-KWF-900	-	-	1	-	1		
6	43434-ME1-670	RUBBER, STOPPER ARM	1	1	1	1	1		
7	45133-KPL-900	SPRING, BRAKE SHOE	2	2	2	2	2		
	45133-KCC-900	SPRING, FR. BRAKE SHOE	2	2	2	2	2		
8	45134-250-000	DUST SEAL, BRAKE CAM	1	1	1	1	1		
9	45141-KTC-900	CAM, FR. BRAKE	1	1	1	1	1		
10	45145-KFM-900	INDICATOR, FR. BRAKE	1	1	1	1	1		
11	90302-KBP-900	NUT, SPECIAL, 6MM	1	1	-	1	-		
12	90302-KTE-911	NUT, FLANGE SPECIAL, 6MM	1	1	1	1	1		
	90302-KST-942	NUT, FLANGE, 6MM	-	-	1	-	1		
13	90306-KTE-911	NUT, FLANGE SPECIAL, 12MM	1	1	1	1	1		
		(SIMMONDS MARSHALL)							
	90306-KST-942	NUT, FLANGE, 12MM	-	-	1	-	1		
		(LEO FASTENERS)							
14	90505-425-000	WASHER, 8MM	1	1	1	1	1		
15	92811-10000	BOLT A, BRAKE STOPPER	1	1	1	1	1		

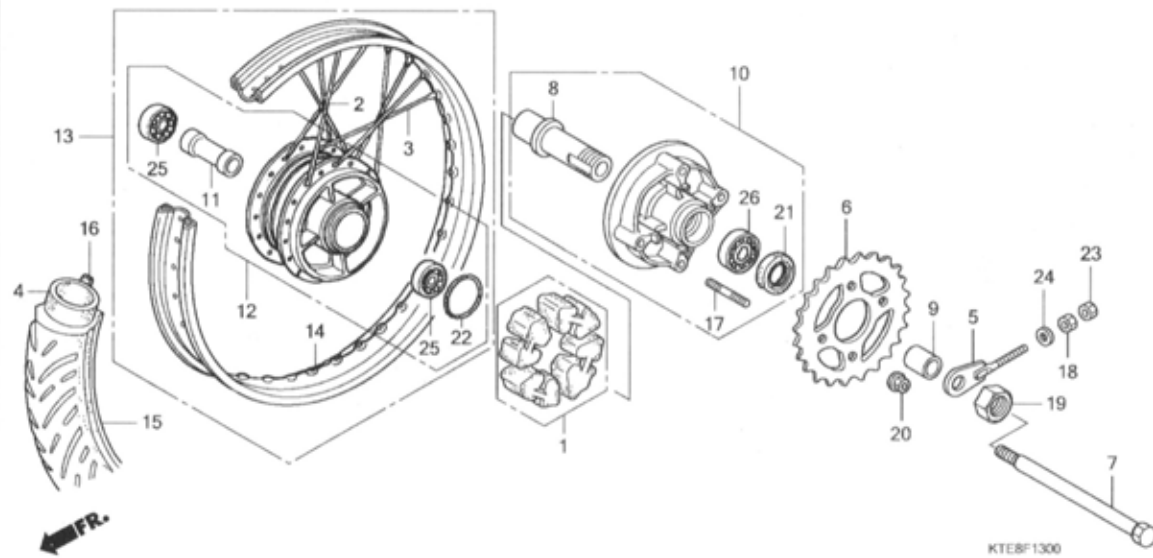


Ref. No.	Part No.	Description	Reqd. QTY					Serial No.	Parts catalogue code
			6	M7	M9	C9	MA		
16	94001-06000-OS	NUT, HEX., 6MM	1	1	-	1	-		
17	94001-08000-OS	NUT, HEX., 8MM	1	1	1	1	1		
18	94101-06000	WASHER, PLAIN, 6MM	1	1	-	1	-		
19	94201-20150	PIN, SPLIT, 2.0X15	1	1	1	1	1		
20	95701-06035-00	BOLT, FLANGE, 6X35	1	1	1	1	1		
21	90559-KTR-900	WASHER, RR. AXLE	-	-	1	-	-	----- ID,MID,M2ID	
	90558-KTR-900	-	-	1	-	-	----- M3ID	
			-	-	-	-	1		

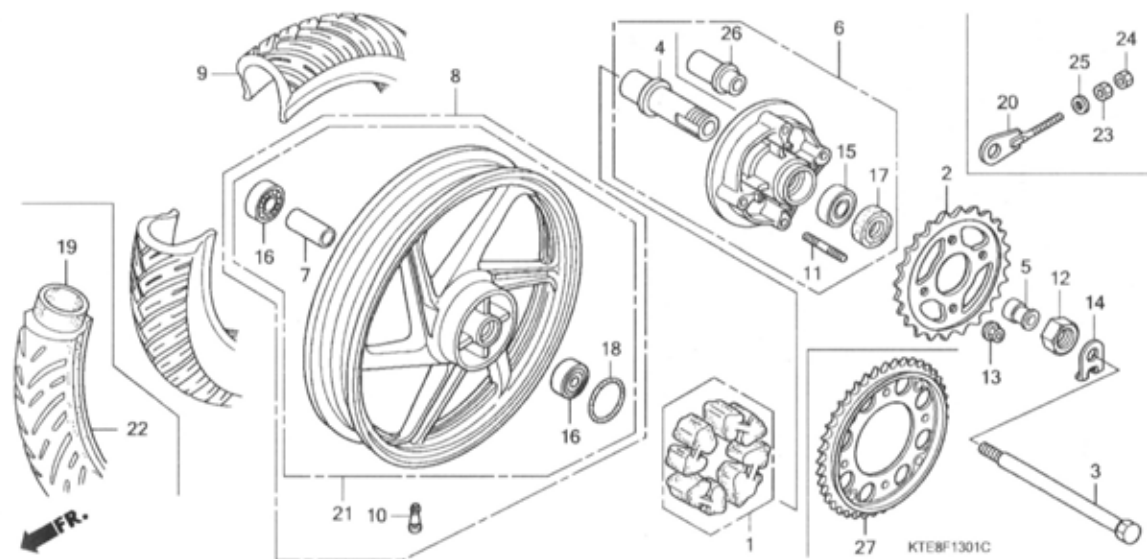


Ref. No.	L.O.N.	(Relative ref. Number) Description	F.R.T.
1	710157	DAMPER, REAR WHEEL	0.3
4		(16)	
	7101A7	TUBE, REAR TIRE(ONE)	0.8
6	7101A0	SPROCKET, FINAL DRIVEN	0.6
7	710160	AXLE, REAR WHEEL	0.3
8	7101A1	SLEEVE, REAR WHEEL	0.5
10	7101A5	FLANGE ASSY., FINAL DRIVEN	0.6
12	710121	HUB, REAR WHEEL	2.3
13	710118	REAR WHEEL	0.8
14	710127	RIM, WHEEL :REAR	2.2
15		(16)	
	710142	REAR TIRE(ONE)	0.8
25		(11)	
	710133	BEARING, REAR WHEEL(ONE)	0.5
	710133G	.Replace 1 bearing add	0.1
26	7101D1	BEARING, FINAL DRIVEN FLANGE	0.7

Ref. No.	Part No.	Description	Reqd. QTY					Serial No.	Parts catalogue code
			6	M7	9 M9	C9 MC9	MA		
1	06410-KTE-910	DAMPER SET, WHEEL	1	1	-	-	-		
2	06420-KSP-900	SPOKE SET A, RR. (OUTSIDE)	18	18	-	-	-		
3	06421-KSP-900	SPOKE SET B, RR. (INSIDE)	18	18	-	-	-		
4	06427-KTE-910	TUBE SET, TUFF UP	1	1	-	-	-		
5	40544-KTE-910	ADJUSTER COMP., L. CHAIN	1	1	-	-	-		
6	41201-KTE-910	SPROCKET, FINAL DRIVEN (41T)	1	1	-	-	-		
7	42301-KTE-910	AXLE, RR. WHEEL	1	1	-	-	-		
8	42303-KTE-910	SLEEVE, RR. WHEEL	1	1	-	-	-		
9	42304-KTE-910	COLLAR, RR. AXLE SLEEVE	1	1	-	-	-		
10	42615-KTE-910	FLANGE SUB ASSY., FINAL DRIVEN	1	1	-	-	-		
11	42620-KTE-910	COLLAR, RR. AXLE DISTANCE	1	1	-	-	-		
12	42635-KTE-910ZA	HUB SUB ASSY., RR. *NH35M*.CLOUD SILVER METALLIC	1	1	-	-	-		
13	42650-KTE-910ZA	WHEEL SUB ASSY., RR. *NH35M*.CLOUD SILVER METALLIC	1	1	-	-	-		
14	42701-KTE-910	RIM, RR. WHEEL	1	1	-	-	-		
15	42711-KTC-901	TIRE, RR. (MRF) (2.75-18 6PR 48P)	1	1	-	-	-		
16	42713-KSP-901	FLAP, TIRE (1.60/1.85-18)	1	1	-	-	-		
17	90128-KTE-910	BOLT, STUD, 8X20	4	4	-	-	-		
18	90302-KBP-900	NUT, SPECIAL, 6MM	1	1	-	-	-		
19	90307-KTE-910	NUT, RR. AXLE SLEEVE	1	1	-	-	-		
20	90309-KTE-911	NUT, FLANGE SPECIAL, 8MM	4	4	-	-	-		

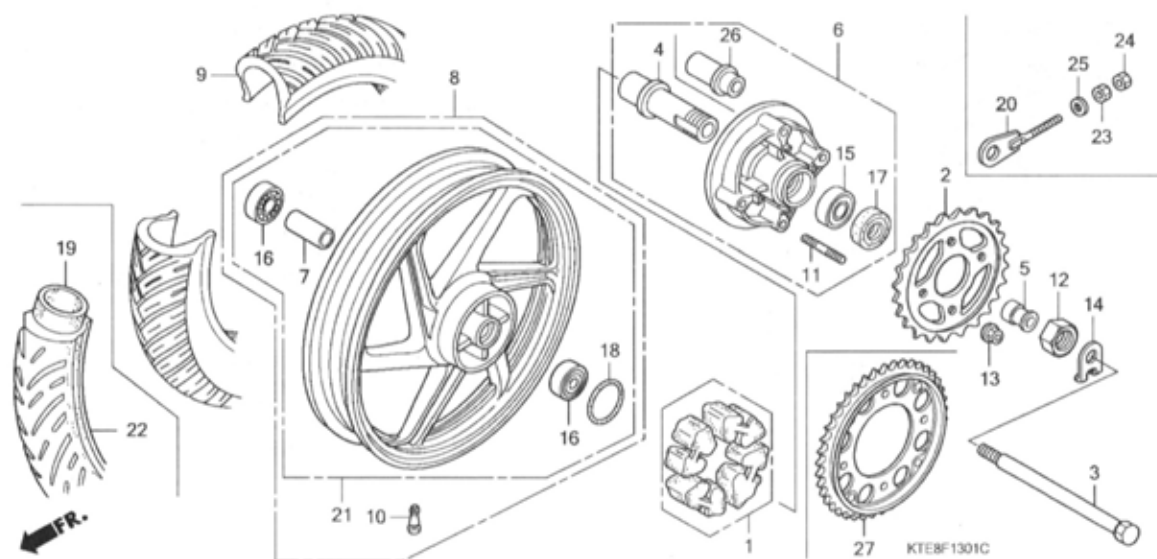


Ref. No.	Part No.	Description	Reqd. QTY					Serial No.	Parts catalogue code
			6	M7	M9	C9	MA		
21	91251-KGH-901	DUST SEAL, 27X40X4.5 (ARAI) ..	1	1	-	-	-		
22	91304-704-000	O-RING, 42MM	1	1	-	-	-		
23	94001-06000-0S	NUT, HEX., 6MM	1	1	-	-	-		
24	94101-06000	WASHER, PLAIN, 6MM	1	1	-	-	-		
25	96140-63010-10	BEARING, RADIAL BALL, 6301U ..	2	2	-	-	-		
26	96150-62030-10	BEARING, RADIAL BALL, 6203UU	1	1	-	-	-		

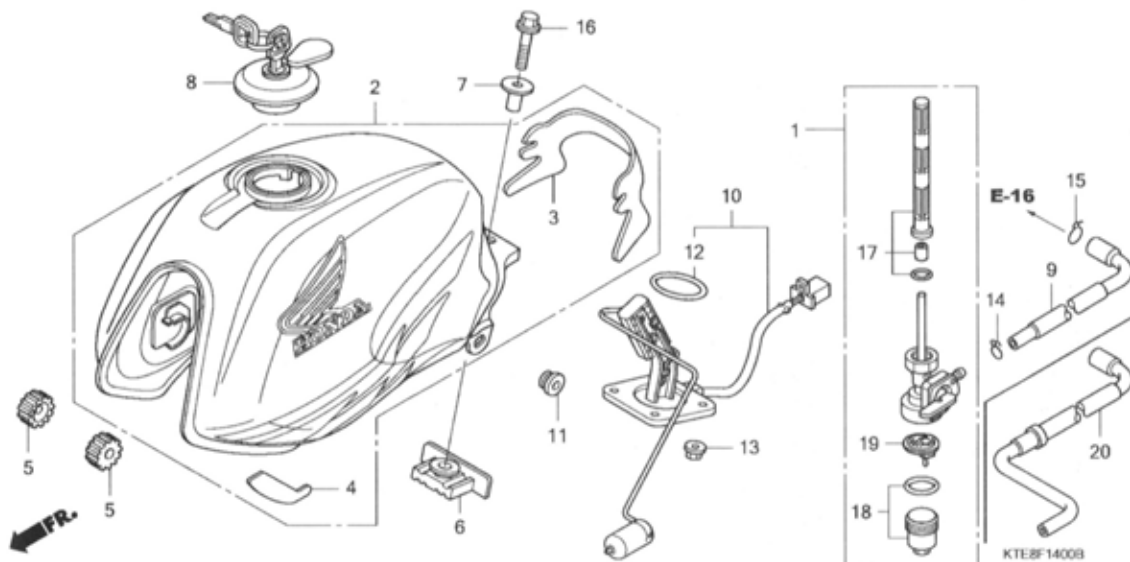


Ref. No.	L.O.N.	(Relative ref. Number) Description	F.R.T.
1	710157	DAMPER, REAR WHEEL (27)	0.3
2	7101A0	SPROCKET, FINAL DRIVEN	0.4
3	710160	AXLE, REAR WHEEL (26)	0.3
4	7101A1	SLEEVE, REAR WHEEL	0.5
6	7101G7	FLANGE, FINAL DRIVEN(A)	0.4
8	7101G6	REAR WHEEL(A)	0.7
9	7101G4	REAR TIRE(ONE) (A)	0.7
15	7101G9	BEARING, FINAL DRIVEN FLANGE (A)	0.5
16	710133	BEARING, REAR WHEEL(ONE) (7)	0.5
	710133G	.Replace 1 bearing add	0.1
19	7101A7	TUBE, REAR TIRE(ONE)	0.8
21	710118	REAR WHEEL	0.8
22	710142	REAR TIRE(ONE)	0.8

Ref. No.	Part No.	Description	Reqd. QTY					Serial No.	Parts catalogue code
			6	M7	M9	C9	MA		
1	06410-KTE-910	DAMPER SET, WHEEL	-	-	1	1	1		
2	41200-KWF-950	SPROCKET COMP., FINAL DRIVEN (42T)	-	-	1	-	-	M3ID	
	41201-KWF-900	SPROCKET, FINAL DRIVEN (43T)	-	-	1	-	-	ID,MID,M2ID	
	41201-KTE-910	SPROCKET, FINAL DRIVEN (41T)	-	-	-	1	-		
3	42301-KWF-900	AXLE, RR. WHEEL	-	-	1	-	-	ID,MID,M2ID	
	42301-KWF-950		-	-	1	-	-	M3ID	
	42301-KTE-910		-	-	-	1	-		
	42301-KWF-840		-	-	-	-	1		
4	42303-KWF-900	SLEEVE, RR. WHEEL	-	-	1	-	-	ID,MID,M2ID	
	42303-KTE-910		-	-	-	1	-		
5	42304-KWF-900	COLLAR, RR. AXLE SLEEVE	-	-	1	-	-	ID,MID,M2ID	
	42304-KWF-950		-	-	1	-	-	M3ID	
	42304-KTE-910		-	-	-	1	-		
6	42615-KWF-900	FLANGE SUB ASSY., FINAL DRIVEN	-	-	1	-	-	ID,MID,M2ID	
	42615-KWF-950		-	-	1	-	-	M3ID	
	42615-KTE-910		-	-	-	1	-		
7	42620-KTE-950	COLLAR, RR. AXLE DISTANCE	-	-	1	1	1		
8	42650-KWF-900	WHEEL SUB ASSY., RR.	-	-	1	-	1		
9	42711-KWF-930	TIRE, RR. (TVS) (100/90-17 M/C 55P)	-	-	1	-	1		
10	42753-KWF-901	VALVE, RIM (TRITON)	-	-	1	-	1		
11	90128-KTE-910	BOLT, STUD, 8X20	-	-	4	4	4		
12	90307-KTE-910	NUT, RR. AXLE SLEEVE	-	-	1	-	-	ID,MID,M2ID	

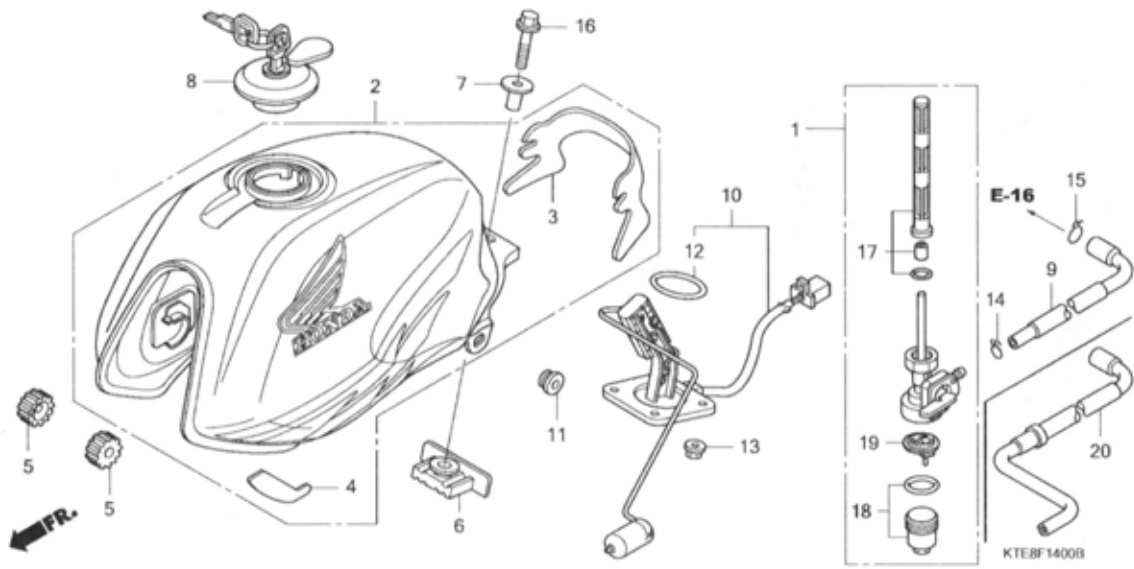


Ref. No.	Part No.	Description	Reqd. QTY					Serial No.	Parts catalogue code
			CBF125	M7	M9	C9	MA		
13	90309-KTE-911	NUT, FLANGE SPECIAL, 8MM ----	-	-	4	4	4		
14	90558-KTR-900	WASHER, RR. AXLE	-	-	1	-	1		
15	91051-KWF-901	BEARING, RADIAL BALL, 6203(UU)	-	-	1	-	1		
	96150-62030-10	BEARING, RADIAL BALL, 6203UU	-	-	1	1	1		
16	91052-KWF-901	BEARING, RADIAL BALL, 6301(U)	-	-	2	-	2		
	96140-63010-10	BEARING, RADIAL BALL, 6301U	-	-	2	2	2		
17	91251-KGH-901	DUST SEAL, 27X40X4.5(ARAI) ..	-	-	1	1	1		
18	91304-704-000	O-RING, 42MM	-	-	1	1	1		
19	06427-KTE-910	TUBE SET, TUFF UP	-	-	-	1	-		
20	40544-KTE-910	ADJUSTER COMP., L. CHAIN ----	-	-	-	1	-		
21	42650-KTE-950	WHEEL SUB ASSY., RR.	-	-	-	1	-		
22	42711-KTC-901	TIRE, RR. (MRF) (2.75-18 6PR 48P)	-	-	-	1	-		
23	90302-KBP-900	NUT, SPECIAL, 6MM	-	-	-	1	-		
24	94001-06000-0S	NUT, HEX., 6MM	-	-	-	1	-		
25	94101-06000	WASHER, PLAIN, 6MM	-	-	-	1	-		
26	42303-KWF-950	SLEEVE, RR. WHEEL	-	-	1	-	-	M31D	
27	41200-KWF-840	SPROCKET COMP., FINAL DRIVEN (43T)	-	-	-	-	1		

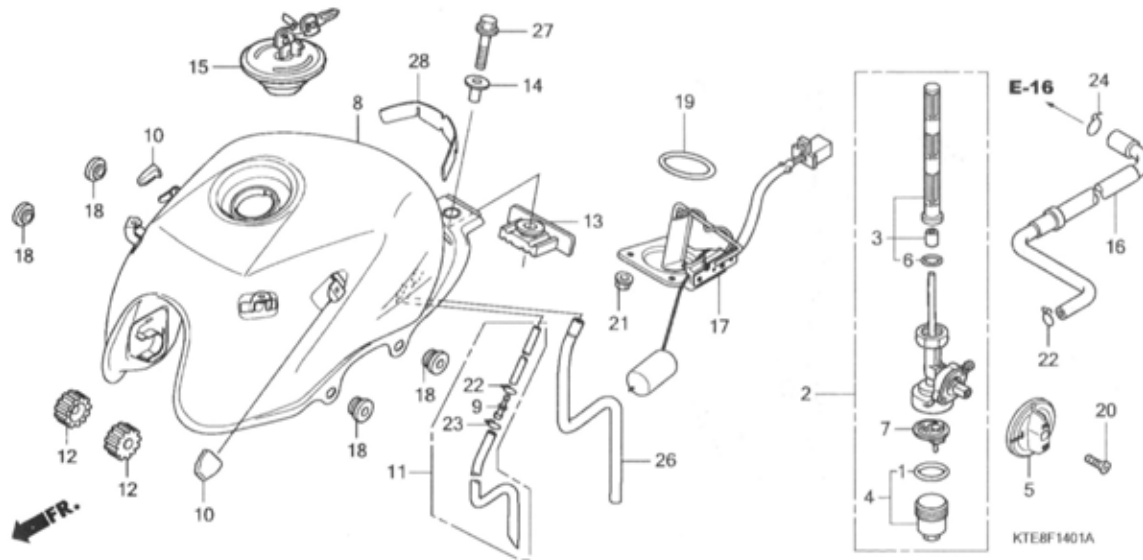


Ref. No.	L.O.N.	(Relative ref. Number) Description	F.R.T.
1	310110	COCK ASSY., FUEL	0.2
2	310100	TANK, FUEL	0.4
10	617105	FUEL TANK SENDING UNIT	0.4
17	310115	SCREEN, FUEL STRAINER	0.2
18	(19)		
	3101A6	CUP, FUEL STRAINER	0.1

Ref. No.	Part No.	Description	Reqd. QTY					Serial No.	Parts catalogue code
			CBF125	M7	M9	C9	MA		
1	16950-KCC-901	COCK ASSY., FUEL	1	1	-	1	-		
2	17500-KTE-910ZA	TANK ASSY., FUEL (WL) *NHA04M*...GENY GRAY METALLIC	1	1	-	-	-		
	17500-KTE-910ZB	*NH1*...BLACK	1	1	-	-	-		
	17500-KTE-910ZC	*PB370M* CHAMPION BLUE METALLIC	1	1	-	-	-		
	17500-KTE-910ZD	*PB371M*...MOON BLUE METALLIC	1	1	-	-	-		
	17500-KTE-910ZE	*RP175M*...WILD PURPLE METALLIC	1	1	-	-	-		
	17500-KTE-910ZF	*R316M*...ALPHA RED METALLIC	1	1	-	-	-		
	17500-KTE-850ZA	TANK ASSY., FUEL *TYPE1*(WL)	-	-	-	1	-		
	17500-KTE-850ZB	TANK ASSY., FUEL *TYPE2*(WL)	-	-	-	1	-		
	17500-KTE-850ZC	TANK ASSY., FUEL *TYPE3*(WL)	-	-	-	1	-		
	17500-KTE-850ZD	TANK ASSY., FUEL *TYPE4*(WL)	-	-	-	1	-		
	17500-KTE-850ZE	TANK ASSY., FUEL *TYPE5*(WL)	-	-	-	1	-		
3	17506-KTE-910	FILM, TANK PROTECTOR	1	1	-	1	-		
4	17509-KTE-910	FILM, TANK PROTECTOR	1	1	-	1	-		
5	17611-KFN-850	CUSHION, FR. FUEL TANK	2	2	-	2	-		
6	17613-KTE-910	RUBBER, FUEL TANK RR.	1	1	-	1	-		
7	17614-KR3-000	COLLAR, FUEL TANK MOUNTING ..	1	1	-	1	-		
8	17620-KSP-911	CAP COMP., FUEL FILLER	1	1	-	1	-		
9	17681-KTE-910	TUBE COMP., FUEL	1	-	-	-	-		
			-	-	-	1	-	----- CID,C2ID	
10	37080-KTE-930	FUEL UNIT SET	1	1	-	1	-		
11	83551-376-000	GROMMET, SIDE COVER	2	2	-	2	-		
12	91305-443-740	O-RING, 39.5X5	1	1	-	1	-		
13	94050-06000	NUT, FLANGE, 6MM	4	4	-	4	-		
14	95002-02080	CLIP, TUBE (B8)	1	1	-	1	-		

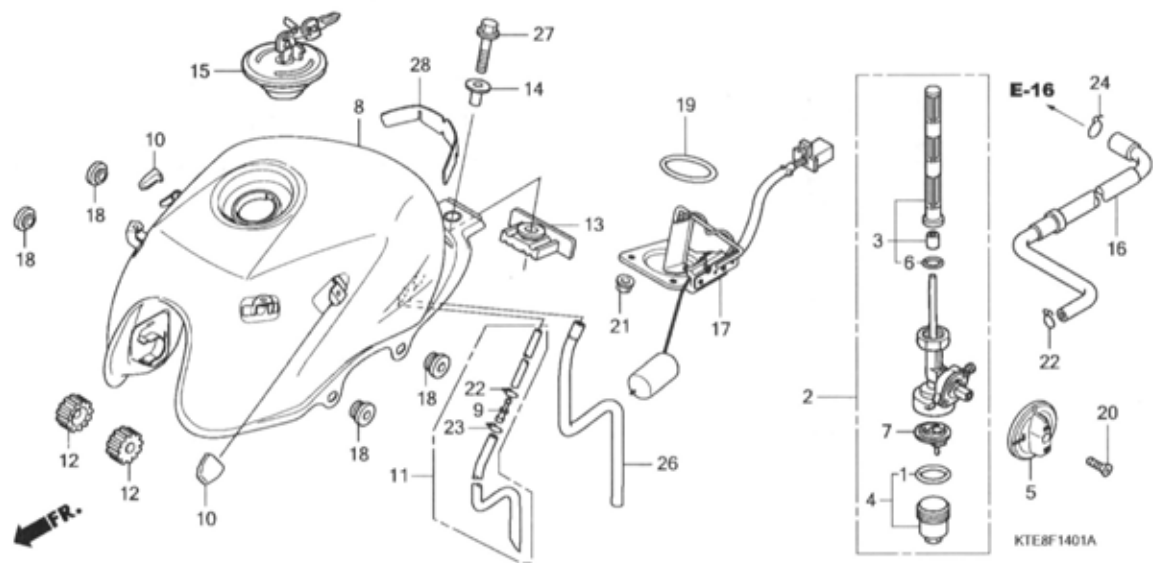


Ref. No.	Part No.	Description	Reqd. QTY					Serial No.	Parts catalogue code
			6	M7	M9	C9	MA		
15	95002-50000	CLIP, TUBE (C9)	1	1	-	1	-		
16	95701-08028-00	BOLT, FLANGE, 8X28	1	1	-	1	-		
17	16952-KTE-910	SCREEN SET, FUEL STRAINER ...	(1)	(1)	-	(1)	-		
18	16953-KTE-910	CUP SET, FUEL STRAINER	(1)	(1)	-	(1)	-		
19	16959-KTE-910	FILTER, CUP	(1)	(1)	-	(1)	-		
20	17681-KTE-930	TUBE COMP., FUEL	-	1	-	-	-		
			-	-	-	1	-	----- MC1D,MC21D	

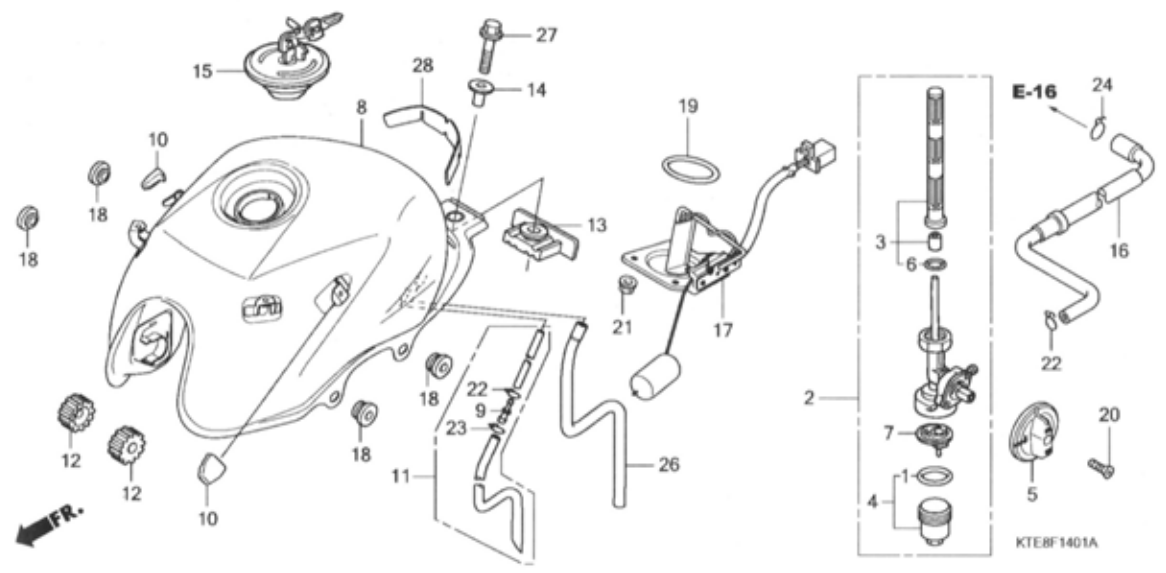


Ref. No.	L.O.N.	(Relative ref. Number) Description	F.R.T.
2	3101E9	COCK ASSY., FUEL(A)	0.3
3	3101D8	SCREEN, FUEL STRAINER(A)	0.3
4	3101A6	CUP, FUEL STRAINER	0.1
8	3101E2	TANK, FUEL(A)	0.5
17	6171D8	FUEL TANK SENDING UNIT(A)	0.5

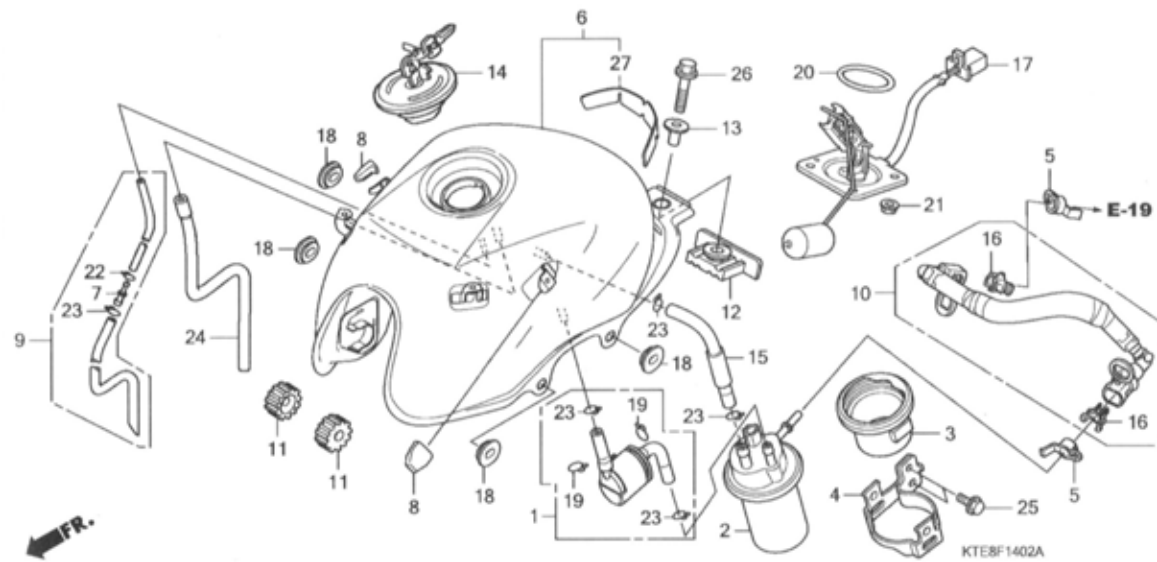
Ref. No.	Part No.	Description	Reqd. QTY					Serial No.	Parts catalogue code
			6	M7	M9	C9	MA		
1	16173-001-004	PACKING, FUEL STRAINER CUP ..	-	-	1	-	-	----- ID,MID,M2ID	
2	16950-KWF-900	COCK ASSY., FUEL	-	-	1	-	-	----- ID,MID,M2ID	
3	16952-KWF-900	SCREEN SET, FUEL STRAINER ...	-	-	1	-	-	----- ID,MID,M2ID	
4	16953-KWF-900	CUP SET, FUEL STRAINER	-	-	1	-	-	----- ID,MID,M2ID	
5	16955-KWF-900	LEVER, FUEL COCK	-	-	1	-	-	----- ID,MID,M2ID	
6	16958-397-771	O-RING, 9.0X1.3	-	-	1	-	-	----- ID,MID,M2ID	
7	16959-471-831	FILTER, CUP	-	-	1	-	-	----- ID,MID,M2ID	
8	17510-KWF-900ZF	TANK COMP., FUEL	-	-	-	-	1	-----	
	NH1BLACK	-	-	1	-	-	----- ID	
	17510-KWF-900ZG	*R321*.....SPORTS RED	-	-	1	-	-	----- ID	
	17520-KWF-930ZE	TANK SET, FUEL (WL)	-	-	-	-	-	-----	
	NH806M	SPACE SILVER METALLIC	-	-	1	-	-	----- ID,MID,M2ID	
	17520-KWF-930ZF	*NH1*.....BLACK	-	-	1	-	-	----- MID,M2ID	
	17520-KWF-930ZG	*R321*.....SPORTS RED	-	-	1	-	-	----- MID,M2ID	
	17520-KWF-930ZH	*Y163P*.....PEARL FLASH YELLOW	-	-	1	-	-	----- MID,M2ID	
	17520-KWF-930ZJ	*Y206P*.....PEARL SPORTS YELLOW	-	-	1	-	-	----- ID	
	17520-KWF-840ZE	TANK SET, FUEL *TYPE1*(WL) ..	-	-	-	-	1	-----	
	17520-KWF-840ZF	TANK SET, FUEL *TYPE2*(WL) ..	-	-	-	-	1	-----	
	17520-KWF-840ZG	TANK SET, FUEL *TYPE3*(WL) ..	-	-	-	-	1	-----	
	17520-KWF-840ZH	TANK SET, FUEL *TYPE4*(WL) ..	-	-	-	-	1	-----	



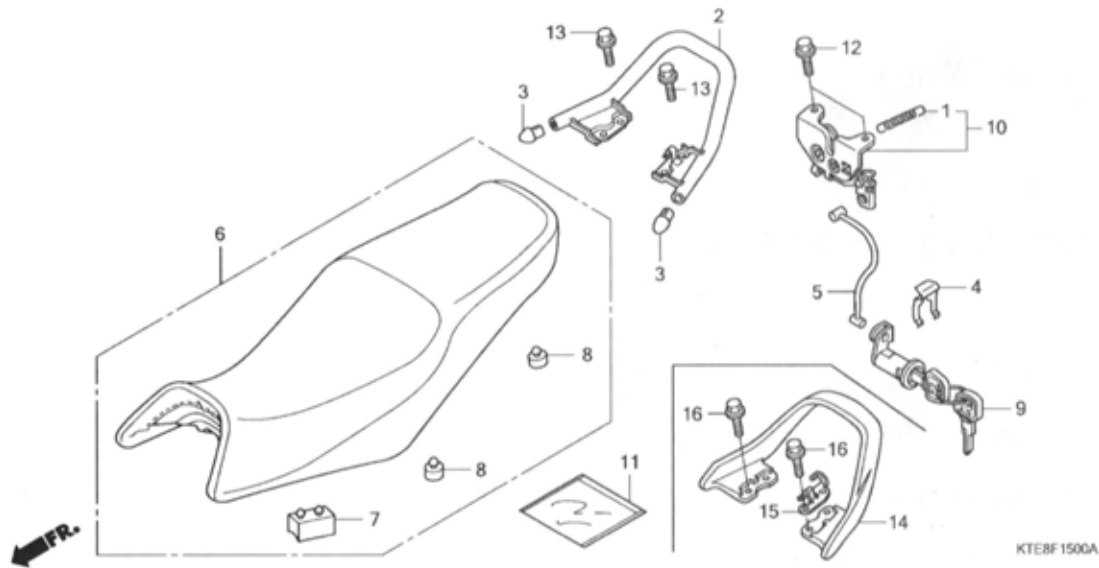
Ref. No.	Part No.	Description	Reqd. QTY					Serial No.	Parts catalogue code
			6	M7	M9	C9	MA		
9	17525-KVE-900	JOINT, TUBE	-	-	1	-	-	----- ID,MID,M2ID	
10	17529-KVN-900	RUBBER, SHROUD MOUNTING	-	-	2	-	-	----- ID,MID,M2ID	
11	17530-KWF-900	TUBE ASSY., BREATHER	-	-	1	-	-	----- ID,MID,M2ID	
12	17611-KFN-850	CUSHION, FR. FUEL TANK	-	-	2	-	-	----- ID,MID,M2ID	
13	17613-KTE-910	RUBBER, FUEL TANK RR.	-	-	1	-	-	----- ID,MID,M2ID	
14	17614-KR3-000	COLLAR, FUEL TANK MOUNTING ..	-	-	1	-	-	----- ID,MID,M2ID	
15	17620-KWF-901	CAP COMP., FUEL FILLER	-	-	1	-	-	----- ID,MID,M2ID	
16	17681-KWF-900	TUBE COMP., FUEL	-	-	1	-	-	----- ID,MID,M2ID	
17	37800-KWF-900	FUEL UNIT	-	-	1	-	-	----- ID,MID,M2ID	
18	83551-300-000	GROMMET, AIR CLEANER CASE ...	-	-	4	-	-	----- ID,MID,M2ID	
19	91305-443-740	O-RING, 39.5X5	-	-	1	-	-	----- ID,MID,M2ID	
20	93500-04012-06	SCREW, PAN, 4X12	-	-	1	-	-	----- ID,MID,M2ID	
21	94050-06000	NUT, FLANGE, 6MM	-	-	4	-	-	----- ID,MID,M2ID	



Ref. No.	Part No.	Description	Reqd. QTY					Serial No.	Parts catalogue code
			CBF125	M7	M9	C9	MA		
22	95002-02080	CLIP, TUBE (B8)	6	-	2	-	-	----- ID,MID,M2ID	
23	95002-02130	CLIP, TUBE (B12.5)	-	-	1	-	-	----- ID,MID,M2ID	
24	95002-50000	CLIP, TUBE (C9)	-	-	1	-	-	----- ID,MID,M2ID	
26	95005-80700-20	TUBE, 8X700(95005-80001-20M)	-	-	1	-	-	----- ID,MID,M2ID	
27	95701-08028-00	BOLT, FLANGE, 8X28	-	-	1	-	-	----- ID,MID,M2ID	
28	17506-KWF-900	FILM, TANK PROTECTOR	-	-	1	-	-	----- ID,MID,M2ID	



Ref. No.	Part No.	Description	Reqd. QTY					Serial No.	Parts catalogue code
			6	M7	M9	MC9	MA		
25	95701-06012-00	BOLT, FLANGE, 6X12	-	-	2	-	-	----- M31D	
26	95701-08028-00	BOLT, FLANGE, 8X28	-	-	1	-	-	----- M31D	
27	17506-KWF-900	FILM, TANK PROTECTOR	-	-	1	-	-	----- M31D	



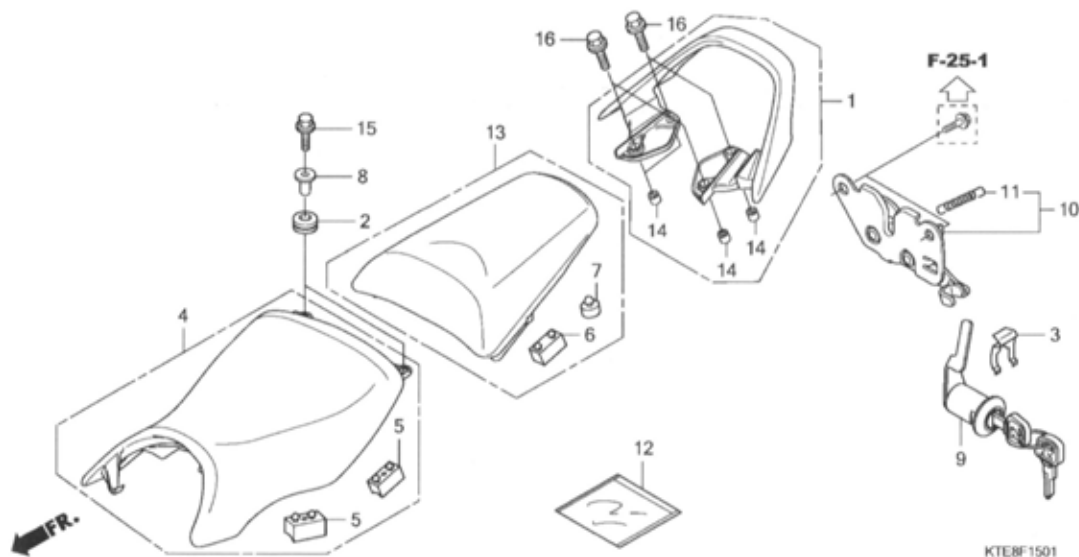
Ref. No.	L.O.N.	(Relative ref. Number) Description	F.R.T.
2		(14)	
2	4131F6	RAIL, GRAB :REAR	0.1
5	811175	CABLE, SEAT LOCK	0.5
6	4131E4	SEAT :DOUBLE	0.1
9	4131F2	KEY, SEAT LOCK	0.6
10	4131E8	CATCH, SEAT :REAR SIDE	0.5

Ref. No.	Part No.	Description	Reqd. QTY					Serial No.	Parts catalogue code
			6	M7	M9	C9	MA		
1	16574-ZG8-300	SPRING, LEVER	1	1	-	1	-		
2	50400-KTE-911	GRIP, RR.	1	1	-	-	-		
3	50415-KTE-910	CAP, RR. GRIP END	2	2	-	-	-		
4	75581-GN8-920	SPRING, LOCK KEY SETTING	1	1	-	1	-		
5	77156-KTE-910	CABLE, SEAT LOCK	1	1	-	1	-		
6	77200-KTE-911	SEAT ASSY., DOUBLE	1	1	-	-	-		
	77200-KTE-950	-	-	-	1	-		
7	77204-KCC-900	RUBBER A, SEAT SETTING	2	2	-	2	-		
8	77206-KTE-910	RUBBER, SEAT SETTING	4	4	-	4	-		
9	77225-KTE-911	LOCK ASSY., SEAT	1	1	-	1	-		
10	77235-KTE-910	CATCH COMP., SEAT	1	1	-	1	-		
11	77251-KPL-900	BAG, SERVICE BOOK	1	1	-	1	-		
12	95701-06012-00	BOLT, FLANGE, 6X12	2	2	-	2	-		
13	95701-08016-00	BOLT, FLANGE, 8X16	4	4	-	-	-		
14	50400-KTE-950ZA	GRIP, RR. *NH35M*.CLOUD SILVER METALLIC	-	-	-	1	-		
15	77106-KTE-950	STAY, HELMET HOLDER	-	-	-	1	-		
16	95701-08020-00	BOLT, FLANGE, 8X20	-	-	-	4	-		

F-15-1

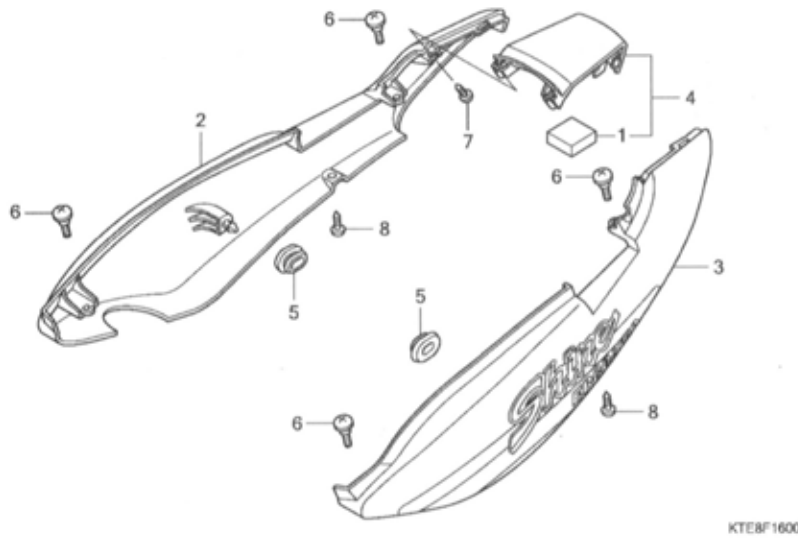
SEAT(CBF1259/M9/MA)

J10



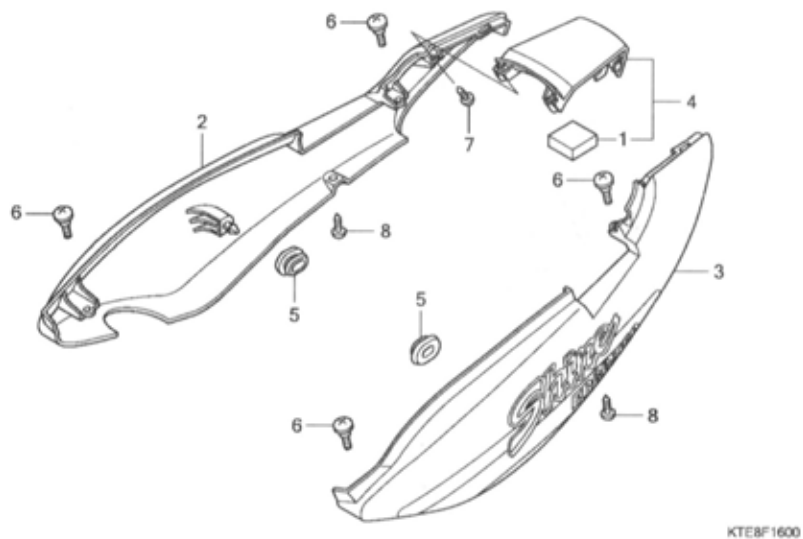
Ref. No.	L.O.N.	(Relative ref. Number) Description	F.R.T.
1	4131F6	RAIL, GRAB :REAR	0.1
4	413150	SEAT	0.1
9	4131F2	KEY, SEAT LOCK	0.6
10	4131E8	CATCH, SEAT :REAR SIDE	0.5
13	413154	SEAT :REAR	0.1

Ref. No.	Part No.	Description	Reqd. QTY					Serial No.	Parts catalogue code
			6	M7	M9	C9	MA		
1	50400-KWF-900ZF	GRIP, RR.	-	-	1	-	-	----- ID,MID,M2ID	
	50400-KWF-900ZG	*NH1*.....BLACK	-	-	1	-	-	----- ID,MID,M2ID	
	50400-KWF-900ZG	*R321*.....SPORTS RED	-	-	1	-	-	----- ID,MID,M2ID	
	50400-KWF-900ZH	*NHBO6M*SPACE SILVER METALLIC	-	-	1	-	1	-----	
	50400-KWF-900ZJ	*Y163P*....PEARL FLASH YELLOW	-	-	1	-	-	----- MID,M2ID	
	50400-KWF-900ZK	*R101CU*....CANDY GLORY RED-U	-	-	1	-	-	----- M3ID	
	50400-KWF-900ZM	*NH194MU* HEAVY GRAY METALLIC-U	-	-	-	-	1	-----	
	50400-KWF-900ZL	*Y206P*....PEARL SPORTS YELLOW	-	-	1	-	-	----- ID	
2	64122-KV0-000	RUBBER B, SIDE SHELTER	-	-	2	-	2		
3	75581-GN8-920	SPRING, LOCK KEY SETTING	-	-	1	-	1		
4	77100-KWF-900	SEAT COMP., SINGLE	-	-	1	-	1		
5	77204-KCC-900	RUBBER A, SEAT SETTING	-	-	4	-	4		
6	77205-286-000	RUBBER B, SEAT SETTING	-	-	2	-	2		
7	77206-KFN-850	RUBBER, SEAT CUSHION	-	-	2	-	2		
8	77207-KWF-900	COLLAR, SEAT MOUNTING	-	-	2	-	2		
9	77225-KWF-901	LOCK ASSY., SEAT	-	-	1	-	1		
10	77235-KWF-900	CATCH COMP., SEAT	-	-	1	-	1		
11	77236-GBL-000	SPRING, SEAT CATCH	-	-	1	-	1		
12	77251-KPL-900	BAG, SERVICE BOOK	-	-	1	-	1		
13	77300-KWF-900	SEAT COMP., PILLION	-	-	1	-	1		
14	81202-KWF-900	COLLAR, CARRIER	-	-	4	-	4		
15	95701-06025-08	BOLT, FLANGE, 6X25	-	-	2	-	2		
16	95701-08025-00	BOLT, FLANGE, 8X25	-	-	4	-	4		

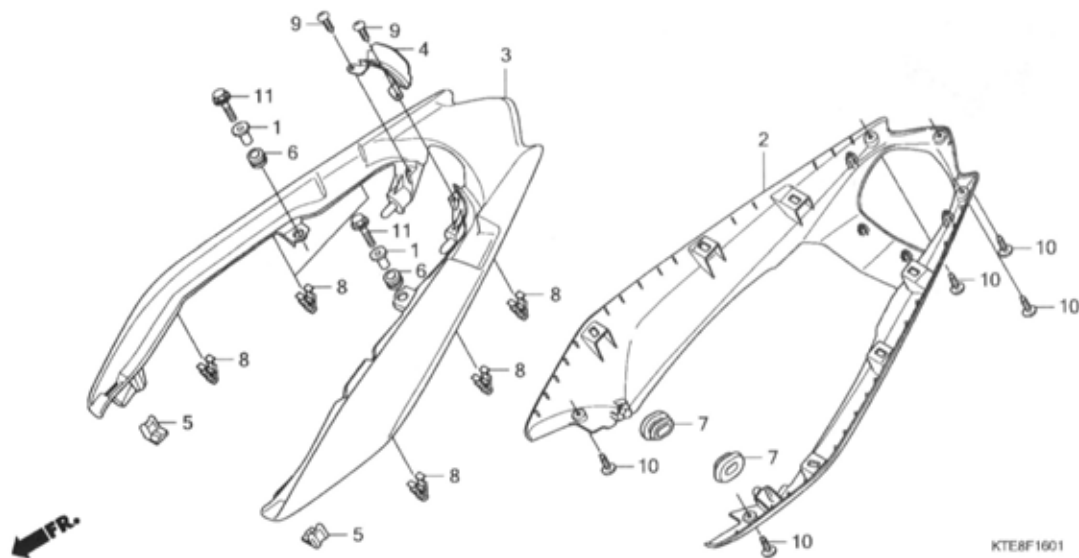


Ref. No.	L.O.N.	(Relative ref. Number) Description	F.R.T.
2	4111J4	COWL, SEAT :RIGHT	0.3
	4111M1	COWL, SEAT :BOTH	0.3
3	4111J3	COWL, SEAT :LEFT	0.3
	4111M1	COWL, SEAT :BOTH	0.3
4	4111M5	COWL, SEAT :CENTER	0.3

Ref. No.	Part No.	Description	Reqd. QTY					Serial No.	Parts catalogue code
			6	M7	M9	C9	MA		
1	77209-KTE-910	CUSHION, RR. COWL	1	1	-	1	-		
2	77260-KTE-910ZA	COWL SET, R. RR. *TYPE1*(WL)	1	1	-	-	-		
	77260-KTE-910ZB	COWL SET, R. RR. *TYPE2*(WL)	1	1	-	-	-		
	77260-KTE-910ZC	COWL SET, R. RR. *TYPE3*(WL)	1	1	-	-	-		
	77260-KTE-910ZD	COWL SET, R. RR. *TYPE4*(WL)	1	1	-	-	-		
	77260-KTE-910ZE	COWL SET, R. RR. *TYPE5*(WL)	1	1	-	-	-		
	77260-KTE-910ZF	COWL SET, R. RR. *TYPE6*(WL)	1	1	-	-	-		
	77260-KTE-850ZA	COWL SET, R. RR. *TYPE1*(WL)	-	-	-	1	-		
	77260-KTE-850ZB	COWL SET, R. RR. *TYPE2*(WL)	-	-	-	1	-		
	77260-KTE-850ZC	COWL SET, R. RR. *TYPE3*(WL)	-	-	-	1	-		
	77260-KTE-850ZD	COWL SET, R. RR. *TYPE4*(WL)	-	-	-	1	-		
	77260-KTE-850ZE	COWL SET, R. RR. *TYPE5*(WL)	-	-	-	1	-		
3	77270-KTE-910ZA	COWL SET, L. RR. *TYPE1*(WL)	1	1	-	-	-		
	77270-KTE-910ZB	COWL SET, L. RR. *TYPE2*(WL)	1	1	-	-	-		
	77270-KTE-910ZC	COWL SET, L. RR. *TYPE3*(WL)	1	1	-	-	-		
	77270-KTE-910ZD	COWL SET, L. RR. *TYPE4*(WL)	1	1	-	-	-		
	77270-KTE-910ZE	COWL SET, L. RR. *TYPE5*(WL)	1	1	-	-	-		
	77270-KTE-910ZF	COWL SET, L. RR. *TYPE6*(WL)	1	1	-	-	-		
	77270-KTE-850ZA	COWL SET, L. RR. *TYPE1*(WL)	-	-	-	1	-		
	77270-KTE-850ZB	COWL SET, L. RR. *TYPE2*(WL)	-	-	-	1	-		
	77270-KTE-850ZC	COWL SET, L. RR. *TYPE3*(WL)	-	-	-	1	-		
	77270-KTE-850ZD	COWL SET, L. RR. *TYPE4*(WL)	-	-	-	1	-		
	77270-KTE-850ZE	COWL SET, L. RR. *TYPE5*(WL)	-	-	-	1	-		
4	77280-KTE-910ZA	COWL SET, RR. CENTER (WL)	1	1	-	-	-		
		*NH411M*FORCE SILVER METALLIC	-	-	-	-	-		
	77280-KTE-950ZA	*NHA04M*...GENY GRAY METALLIC	-	-	-	1	-		
	77280-KTE-950ZB	*NH1*.....BLACK	-	-	-	1	-		
	77280-KTE-950ZC	*PB374M*VIBRANT BLUE METALLIC	-	-	-	1	-		
	77280-KTE-950ZE	*R321*.....SPORTS RED	-	-	-	1	-		

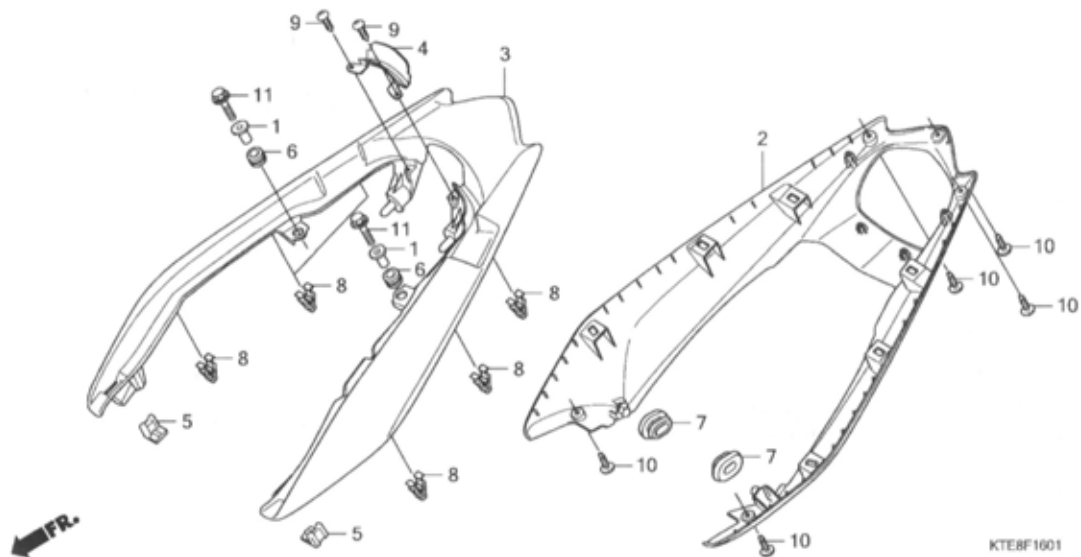


Ref. No.	Part No.	Description	Reqd. QTY					Serial No.	Parts catalogue code
			CBF125	M7	M9	C9	MA		
5	83551-GE2-000	GROMMET, AIR CLEANER CASE ...	2	2	-	2	-		
6	90104-GT8-600	SCREW, SPECIAL, 6X14	4	4	-	4	-		
7	93903-24320	SCREW, TAPPING, 4X12	2	2	-	2	-		
8	93903-24380	SCREW, TAPPING, 4X12	2	2	-	2	-		

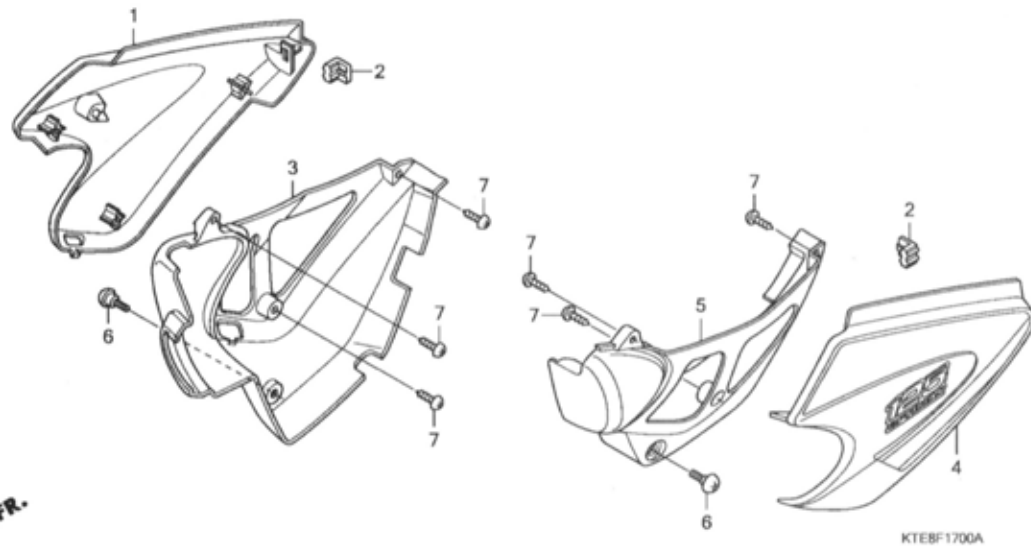


Ref. No.	L.O.N.	(Relative ref. Number) Description	F.R.T.
2	4111U4	COWL, REAR (A)	0.4
3	411135	COWL, REAR	0.4

Ref. No.	Part No.	Description	Reqd. QTY					Serial No.	Parts catalogue code
			CBF125						
			6	M7	M9	C9	MA		
1	19052-KV0-000	COLLAR, RADIATOR MOUNTING ...	-	-	2	-	2		
2	77210-KWF-900ZF	COWL, RR. LOWER	-	-	-	-	-		
		NH1.....BLACK	-	-	1	-	-		
	77210-KWF-900ZK	*NH194MU*	-	-	1	-	-	-----	ID,MID,M2ID
		HEAVY GRAY METALLIC-U	-	-	-	-	-		
	77211-KWF-840ZE	COWL SET, RR. LOWER *TYPE1*	-	-	-	-	1		
		(WL)	-	-	-	-	-		
	77211-KWF-840ZF	COWL SET, RR. LOWER *TYPE2*	-	-	-	-	1		
		(WL)	-	-	-	-	-		
	77211-KWF-840ZG	COWL SET, RR. LOWER *TYPE3*	-	-	-	-	1		
		(WL)	-	-	-	-	-		
	77211-KWF-840ZH	COWL SET, RR. LOWER *TYPE4*	-	-	-	-	1		
		(WL)	-	-	-	-	-		
3	77230-KWF-900ZA	COWL, RR. UPPER	-	-	-	-	-		
		NH1.....BLACK	-	-	1	-	-	-----	ID,MID,M2ID
	77230-KWF-900ZC	*R321*.....SPORTS RED	-	-	1	-	-	-----	ID,MID,M2ID
			-	-	-	-	1		
	77230-KWF-900ZD	*NH806M*SPACE SILVER METALLIC	-	-	1	-	1		
	77230-KWF-900ZE	*Y163P*....PEARL FLASH YELLOW	-	-	1	-	-	-----	MID,M2ID
	77230-KWF-900ZF	*R101CU*....CANDY GLORY RED-U	-	-	1	-	-	-----	M3ID
		NH194MU	-	-	-	-	-		
		HEAVY GRAY METALLIC-U	-	-	-	-	1		
	77230-KWF-900ZG	*Y206P*....PEARL SPORTS YELLOW	-	-	1	-	-	-----	ID
			-	-	-	-	1		
4	77240-KWF-900ZA	LID, TAILLIGHT	-	-	-	-	-		
		NH1.....BLACK	-	-	1	-	-	-----	ID,MID,M2ID
	77240-KWF-900ZB	*R321*.....SPORTS RED	-	-	1	-	-	-----	ID,MID,M2ID
			-	-	-	-	1		
	77240-KWF-900ZC	*NH806M*SPACE SILVER METALLIC	-	-	1	-	1		

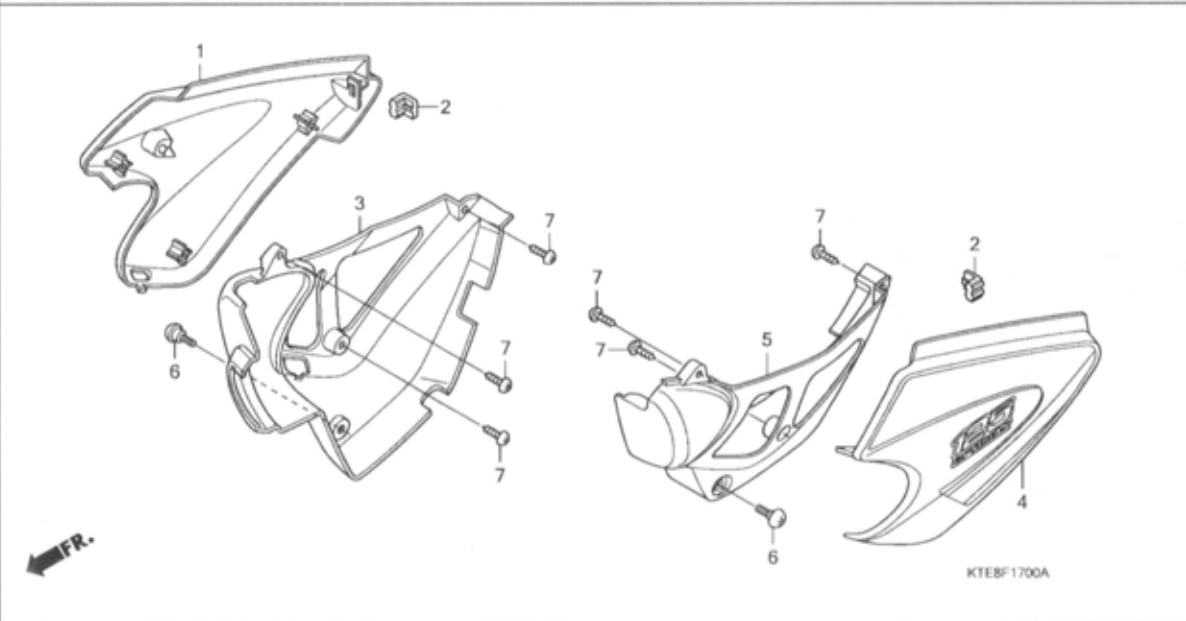


Ref. No.	Part No.	Description	Reqd. QTY					Serial No.	Parts catalogue code
			6	M7	M9	C9	MA		
(4)	77240-KWF-900ZD	LID, TAILLIGHT							
		Y163P....PEARL FLASH YELLOW	-	-	1	-	-	-----	MID,M2ID
	77240-KWF-900ZE	*R101CU*....CANDY GLORY RED-U	-	-	1	-	-	-----	M3ID
	77240-KWF-900ZF	*Y206P*...PEARL SPORTS YELLOW	-	-	1	-	-	-----	ID
	77240-KWF-900ZG	*NH194MU*							
		HEAVY GRAY METALLIC-U	-	-	-	-	-		1
5	83502-KCC-900	GROMMET, SIDE COVER	-	-	2	-	-		2
6	83545-KCJ-690	RUBBER, SIDE COVER	-	-	2	-	-		2
7	83551-GE2-000	GROMMET, AIR CLEANER CASE ...	-	-	2	-	-		2
8	90666-SDA-A01	CLIP, SNAP FITTING (PO)							
		(NATURAL)	-	-	6	-	-		6
9	93903-24480	SCREW, TAPPING, 4X16	-	-	2	-	-		2
10	93913-14280	SCREW, TAPPING, 4X12(PO)	-	-	5	-	-		5
11	96001-06020	BOLT, FLANGE, 6X20	-	-	2	-	-		2

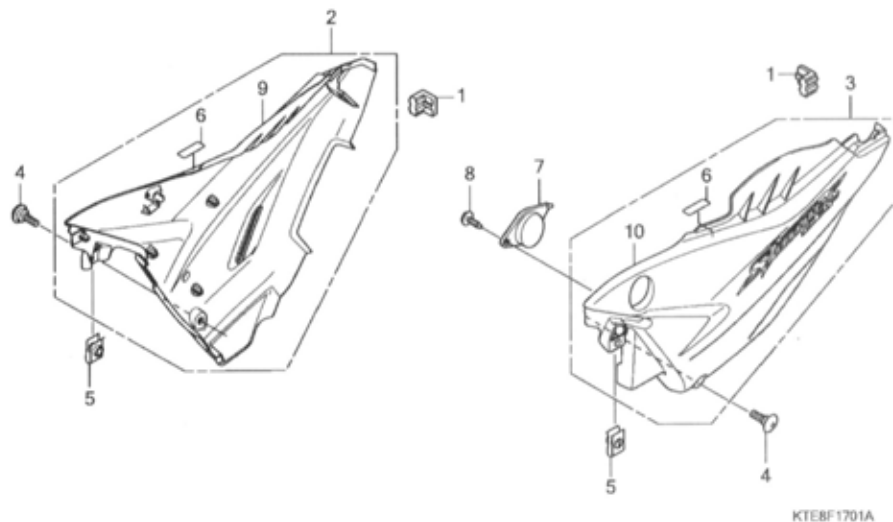


Ref. No.	L.O.N.	(Relative ref. Number) Description	F.R.T.
1		(3)	
4111H9		COVER, SIDE :RIGHT	0.1
4111J0		COVER, SIDE :BOTH	0.2
4		(5)	
4111H8		COVER, SIDE :LEFT	0.1
4111J0		COVER, SIDE :BOTH	0.2

Ref. No.	Part No.	Description	Reqd. QTY					Serial No.	Parts catalogue code
			6	M7	M9	C9	MA		
1	83500-KTE-910ZA	COVER SET, R. SIDE *TYPE1*(WL)	1	1	-	-	-		
	83500-KTE-910ZB	COVER SET, R. SIDE *TYPE2*(WL)	1	1	-	-	-		
	83500-KTE-910ZC	COVER SET, R. SIDE *TYPE3*(WL)	1	1	-	-	-		
	83500-KTE-910ZD	COVER SET, R. SIDE *TYPE4*(WL)	1	1	-	-	-		
	83500-KTE-910ZE	COVER SET, R. SIDE *TYPE5*(WL)	1	1	-	-	-		
	83500-KTE-910ZF	COVER SET, R. SIDE *TYPE6*(WL)	1	1	-	-	-		
	83500-KTE-850ZA	COVER SET, R. SIDE *TYPE1*(WL)	-	-	-	1	-		
	83500-KTE-850ZB	COVER SET, R. SIDE *TYPE2*(WL)	-	-	-	1	-		
	83500-KTE-850ZC	COVER SET, R. SIDE *TYPE3*(WL)	-	-	-	1	-		
	83500-KTE-850ZD	COVER SET, R. SIDE *TYPE4*(WL)	-	-	-	1	-		
	83500-KTE-850ZE	COVER SET, R. SIDE *TYPE5*(WL)	-	-	-	1	-		
2	83502-KCC-900	GROMMET, SIDE COVER	2	2	-	2	-		
3	83502-KTE-910	SUB COVER, R. SIDE	1	1	-	1	-		
4	83600-KTE-910ZA	COVER SET, L. SIDE *TYPE1*(WL)	1	1	-	-	-		
	83600-KTE-910ZB	COVER SET, L. SIDE *TYPE2*(WL)	1	1	-	-	-		
	83600-KTE-910ZC	COVER SET, L. SIDE *TYPE3*(WL)	1	1	-	-	-		
	83600-KTE-910ZD	COVER SET, L. SIDE *TYPE4*(WL)	1	1	-	-	-		
	83600-KTE-910ZE	COVER SET, L. SIDE *TYPE5*(WL)	1	1	-	-	-		
	83600-KTE-910ZF	COVER SET, L. SIDE *TYPE6*(WL)	1	1	-	-	-		
	83600-KTE-850ZA	COVER SET, L. SIDE *TYPE1*(WL)	-	-	-	1	-		
	83600-KTE-850ZB	COVER SET, L. SIDE *TYPE2*(WL)	-	-	-	1	-		
	83600-KTE-850ZC	COVER SET, L. SIDE *TYPE3*(WL)	-	-	-	1	-		
	83600-KTE-850ZD	COVER SET, L. SIDE *TYPE4*(WL)	-	-	-	1	-		
	83600-KTE-850ZE	COVER SET, L. SIDE *TYPE5*(WL)	-	-	-	1	-		
5	83602-KTE-910	SUB COVER, L. SIDE	1	-	-	-	-		
	83602-KTE-930	-	-	-	1	-	----- CID,C2ID	
	83602-KTE-930	-	1	-	-	-	----- MCID,MC2ID	



Ref. No.	Part No.	Description	Reqd. QTY					Serial No.	Parts catalogue code
			CBF125	M7	M9	C9	MA		
6	90104-KT2-000	SCREW, SPECIAL, 6X14	2	2	-	2	-		
7	93903-24320	SCREW, TAPPING, 4X12	6	6	-	6	-		

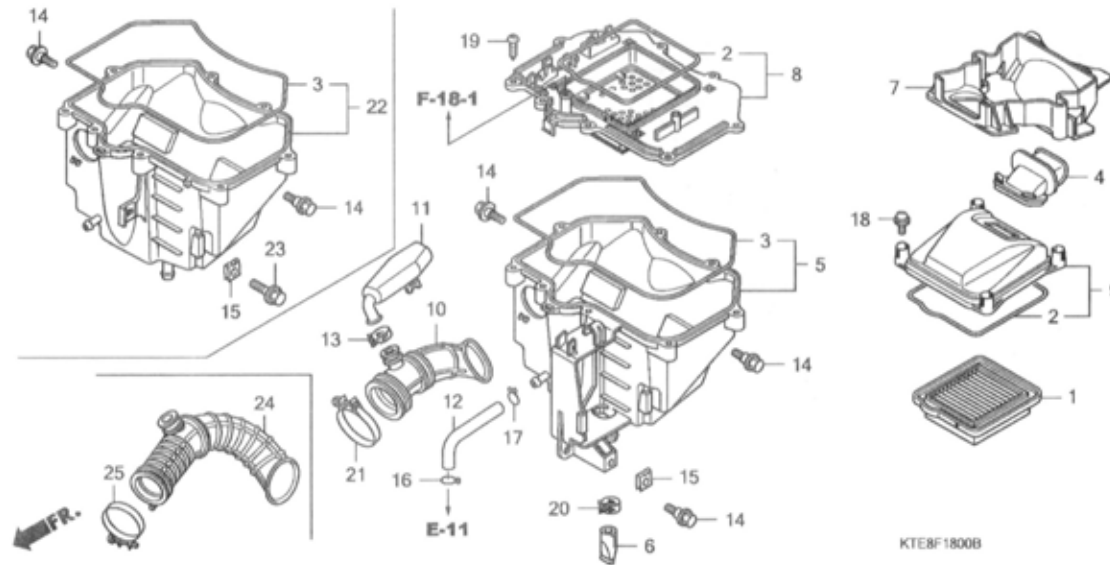


Ref. No.	L.O.N.	(Relative ref. Number) Description	F.R.T.
2		(9)	
4111X0		COVER, SIDE(A) :RIGHT	0.1
3		(10)	
4111W9		COVER, SIDE(A) :LEFT	0.1
4111X1		COVER, SIDE(A) :BOTH	0.2

Ref. No.	Part No.	Description	Reqd. QTY					Serial No.	Parts catalogue code
			6	M7	M9	C9 MC9	MA		
1	83502-KCC-900	GROMMET, SIDE COVER	-	-	2	-	2		
2	83700-KWF-900ZB	COVER SET, R. SIDE *TYPE1	1*(WL)	-	-	1	-	-	----- ID,MID,M2ID
3	83800-KWF-900ZB	COVER SET, L. SIDE *TYPE1	1*(WL)	-	-	1	-	-	----- ID,MID,M2ID
4	90104-KT2-000	SCREW, SPECIAL, 6X14	-	-	2	-	-	-	----- ID,MID,M2ID
	90104-GT8-600	-	-	2	-	-	-	----- M3ID
5	90320-747-000	NUT, SPRING, 6MM	-	-	2	-	2		
6	83580-KWF-900	FILM, PROTECTION	-	-	2	-	-	-	----- ID,MID,M2ID
7	83650-KWF-950ZA	CAP, COCK HOLE *NH303M*	-	-	-	-	2		
		MAT AXIS GRAY METALLIC	-	-	1	-	-	-	----- M3ID
8	93903-34320	SCREW, TAPPING, 4X12	-	-	1	-	-	-	----- M3ID
9	83700-KWF-960ZA	COVER SET, R. SIDE (WL) *NH303M*	-	-	-	-	-	-	
		MAT AXIS GRAY METALLIC	-	-	1	-	-	-	----- M3ID
10	83800-KWF-960ZA	COVER SET, L. SIDE (WL) *NH303M*	-	-	-	-	-	-	
		MAT AXIS GRAY METALLIC	-	-	1	-	-	-	----- M3ID

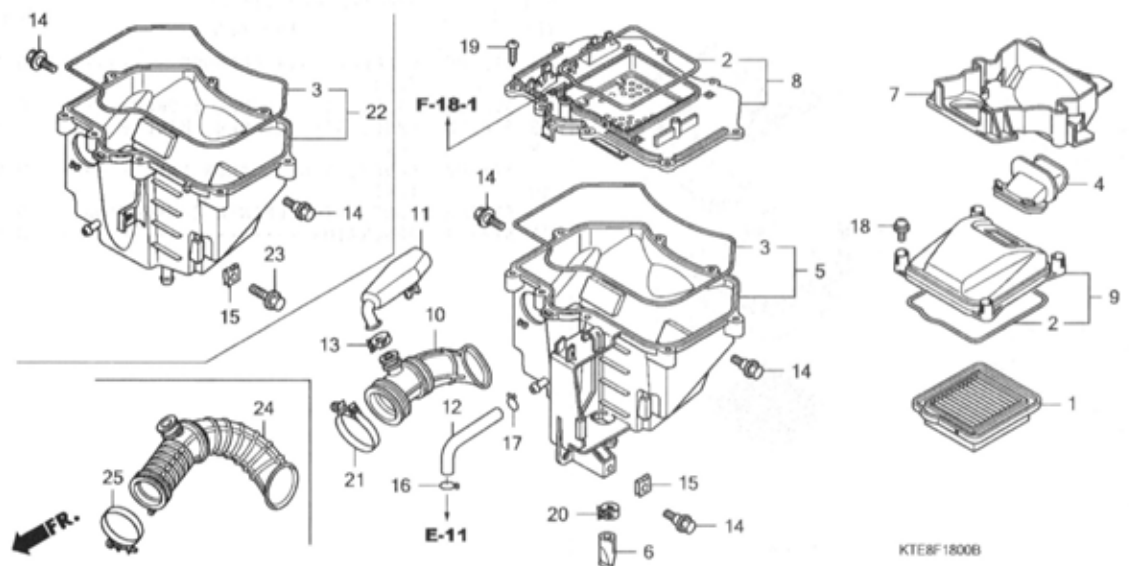
F-18

AIR CLEANER

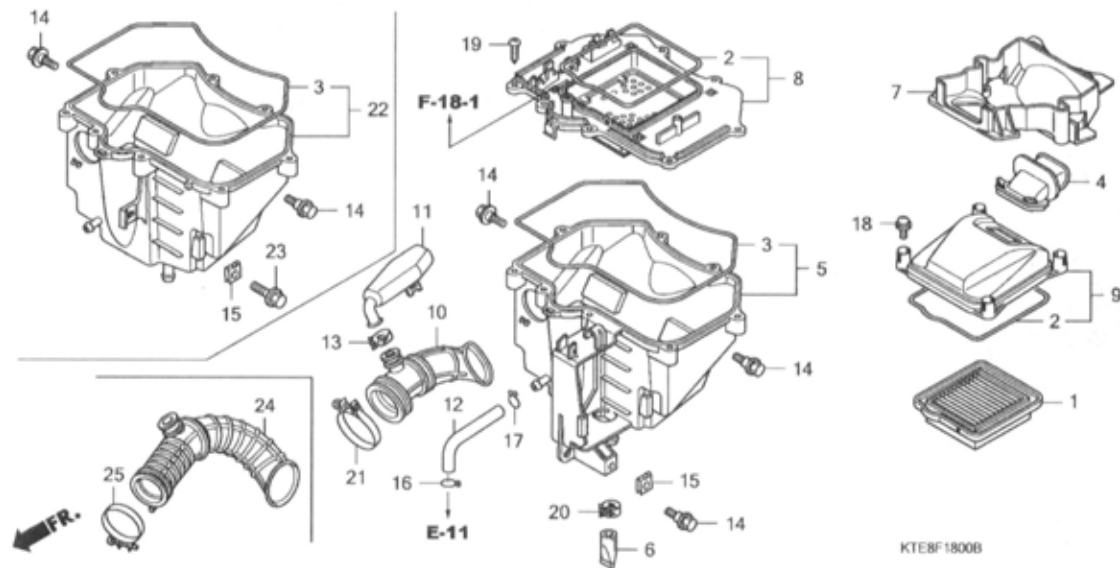


Ref. No.	L.O.N.	(Relative ref. Number) Description	F.R.T.
1	312105	ELEMENT, AIR CLEANER (22)	0.1
5	3121D1	CASE, AIR CLEANER :LOWER	0.7
8	3121D0	CASE, AIR CLEANER :MIDDLE (4)	0.3
9	312102	COVER, AIR CLEANER CASE (24)	0.1
10	3121B6	TUBE, AIR CLEANER CONNECTING	0.7
11	3121C1	RESONATOR	0.1

Ref. No.	Part No.	Description	Reqd. QTY					Serial No.	Parts catalogue code
			6	M7	M9	MC9	MA		
1	17211-KTE-910	ELEMENT COMP., AIR CLEANER	1	1	1	1	1		
	17211-KWF-950		-	-	1	-	-	----- ID,MID,M2ID	M3ID
2	17214-KTE-910	SEAL B, AIR CLEANER	2	2	2	2	2		
3	17215-KSP-900	SEAL A, AIR CLEANER	1	1	1	1	1		
4	17219-KTE-910	DUCT, AIR CLEANER	1	1	1	1	1		
	17219-KWF-950		-	-	1	-	-	----- ID,MID,M2ID	M3ID
5	17225-KTE-910	CASE SUB ASSY., AIR CLEANER	1	-	-	-	-		
			-	-	-	1	-	----- CID,C2ID	
6	17227-KTE-910	TUBE, VINYL, 11X15X40	1	1	1	1	1		
7	17234-KTE-910	COVER, AIR CLEANER DUCT	1	1	-	1	-		
	17234-KWF-900		-	-	1	-	1		
8	17235-KTE-910	HOLDER SUB ASSY., AIR CLEANER	1	1	-	1	1		
	17235-KWF-950		-	-	1	-	-	----- ID,MID,M2ID	M3ID
9	17245-KTE-910	COVER SUB ASSY., AIR CLEANER	1	1	-	1	1		
	17245-KWF-950		-	-	1	-	-	----- ID,MID,M2ID	M3ID
10	17253-KTE-910	TUBE, AIR CLEANER CONNECTING	1	1	-	1	-		
	17253-KWF-900		-	-	1	-	-	----- ID,MID,M2ID	
			-	-	-	-	1		
11	17311-KTE-910	RESONATOR	1	1	-	-	-		
			-	-	1	-	-	----- ID,MID,M2ID	M3ID
	17311-KTE-911		-	-	1	-	-	----- ID,MID,M2ID	M3ID
			-	-	-	1	1		



Ref. No.	Part No.	Description	Reqd. QTY					Serial No.	Parts catalogue code
			6	M7	M9	C9	MA		
12	17371-KTE-910	TUBE, BREATHER	1	1	1	1	1		
13	19509-GE2-003	CLAMP, TUBE (D19)	1	1	1	1	1		
14	90111-162-000	BOLT, FLANGE, 6MM	3	2	-	-	-		
			-	-	-	2	-	MCID,MC2ID	
			-	-	-	3	-	CID,C2ID	
	90111-KWF-900	-	-	2	-	2		
15	90320-KTE-910	NUT, SPRING, 6MM	1	1	-	1	-		
	90320-747-000	-	-	1	-	1		
16	90651-KM9-000	CLIP, TUBE (B14)	1	1	-	1	1		
			-	-	1	-	-	ID,MID,M2ID	
	17316-611-000	CLIP, BREATHER TUBE	-	-	1	-	-	M3ID	
17	90651-MK3-780	CLIP, TUBE (B12.5)	1	1	-	1	1		
			-	-	1	-	-	ID,MID,M2ID	
	17316-611-000	CLIP, BREATHER TUBE	-	-	1	-	-	M3ID	
18	93893-05016-00	SCREW-WASHER, 5X16	4	4	4	4	4		
19	93903-25380	SCREW, TAPPING, 5X16	8	8	8	8	8		
20	91406-KFN-850	CLAMP, TUBE (D14.5)	1	1	1	1	1		
21	95018-54251	BAND, AIR CLEANER CONNECTING TUBE (54)	1	1	-	1	1		
			-	-	1	-	-	ID,MID,M2ID	
22	17225-KTE-930	CASE SUB ASSY., AIR CLEANER	-	1	-	-	-		
			-	-	1	1	-	ID,MCID,MC2ID,MID,M2ID	
	17225-KWF-900	-	-	-	-	1		
	17225-KWF-950	-	-	1	-	-	M3ID	
23	95701-06010-00	BOLT, FLANGE, 6X10	-	1	1	-	1		
			-	-	-	1	-	MCID,MC2ID	
24	17253-KWF-950	TUBE, AIR CLEANER CONNECTING	-	-	1	-	-	M3ID	

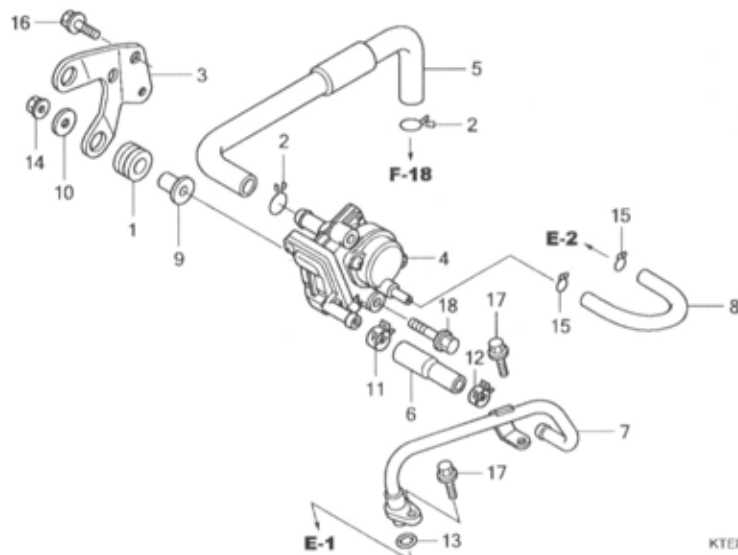


Ref. No.	Part No.	Description	Reqd. QTY					Serial No.	Parts catalogue code
			CBF125	9	C9	MA			
25	95018-42250	BAND, AIR CLEANER CONNECTING TUBE (42)	6	M7	M9	MC9	MA	----- M31D	

F-18-1

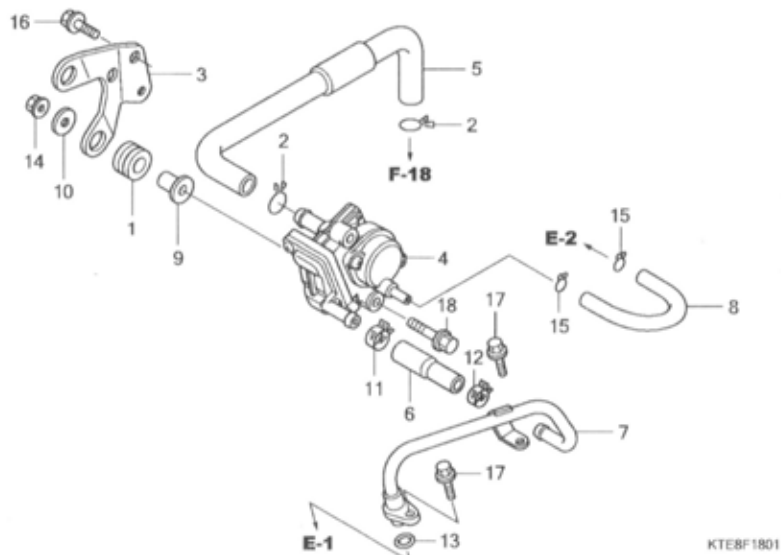
AIR SUCTION VALVE (CARBURETOR)

K 5



Ref. No.	L.O.N.	(Relative ref. Number) Description	F.R.T.
4	314130	VALVE, SECONDARY AIR CONTROL (13)	0.3
7	311101	PIPE, SECONDARY AIR	0.1

Ref. No.	Part No.	Description	Reqd. QTY					Serial No.	Parts catalogue code
			6	M7	M9	MC9	MA		
1	11344-MB0-000	GROMMET A, RR. COVER (8X16X6.6)	2	2	-	2	2	----- ID,MID,M2ID	
2	17316-611-000	CLIP, BREATHER TUBE	2	2	-	2	2	----- ID,MID,M2ID	
3	17365-KTE-910	STAY, AIR SUCTION VALVE	1	1	-	1	1	----- ID,MID,M2ID	
4	18600-KTE-912	VALVE ASSY., AIR SUCTION	1	1	-	1	1	----- ID,MID,M2ID	
5	18601-KTE-910	TUBE A, AIR SUCTION VALVE	1	1	-	1	1	----- ID,MID,M2ID	
6	18602-KTE-910	TUBE B, AIR SUCTION VALVE	1	1	-	1	1	----- ID,MID,M2ID	
7	18640-KTE-910	PIPE COMP., AIR FEED	1	1	-	1	1	----- ID,MID,M2ID	
8	18655-KTE-910	TUBE, AIR SUCTION VALVE (PB)	1	1	-	1	1	----- ID,MID,M2ID	
9	83119-GT4-000	COLLAR, METER	2	2	-	2	2	----- ID,MID,M2ID	
10	90450-ZA0-000	WASHER, PLAIN, 6X16	2	2	-	2	2	----- ID,MID,M2ID	
11	90678-MR1-690	CLIP, HOSE	1	1	-	1	1	----- ID,MID,M2ID	
12	90682-SA0-670	CLAMP, CANISTER HOSE	1	1	-	1	1	----- ID,MID,M2ID	
13	91309-MJ0-003	O-RING, 9.8X2.8(ARAI)	1	1	-	1	1	----- ID,MID,M2ID	

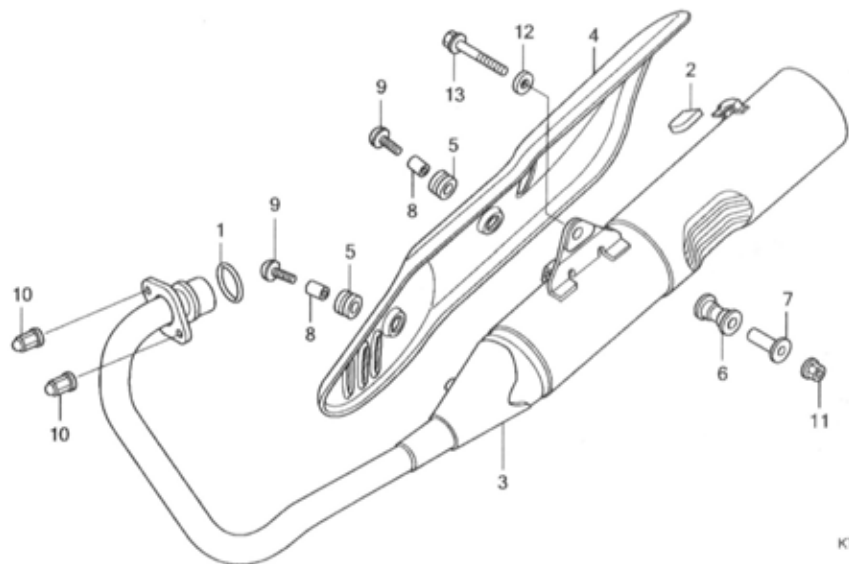


Ref. No.	Part No.	Description	Reqd. QTY					Serial No.	Parts catalogue code
			6	M7	M9	C9 MC9	MA		
14	94001-06000-0S	NUT, HEX., 6MM	2	2	-	2	2	-----	ID,MID,M2ID
15	95002-02070	CLIP, TUBE (B7)	2	2	-	2	2	-----	ID,MID,M2ID
16	95701-06012-00	BOLT, FLANGE, 6X12	1	1	-	1	1	-----	ID,MID,M2ID
17	95701-06016-00	BOLT, FLANGE, 6X16	2	2	-	2	2	-----	ID,MID,M2ID
18	96001-06025-00	BOLT, FLANGE, 6X25	2	2	-	2	2	-----	ID,MID,M2ID
			-	-	2	-	-	-----	ID,MID,M2ID

F-19

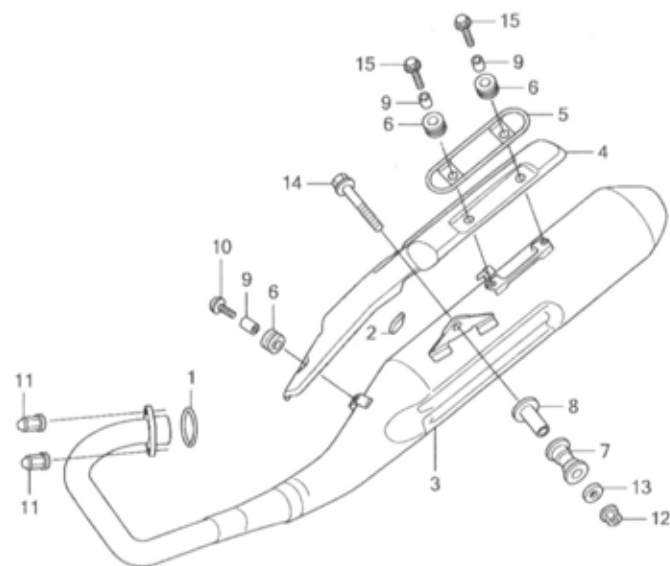
EXHAUST MUFFLER (CBF1256/M7/C9/MC9)

K 7



Ref. No.	L.O.N.	(Relative ref. Number) Description	F.R.T.
1	3131B4	GASKET, EXHAUST PIPE	0.2
3	313120	MUFFLER	0.2
4	411167	COVER, EXHAUST MUFFLER	0.1

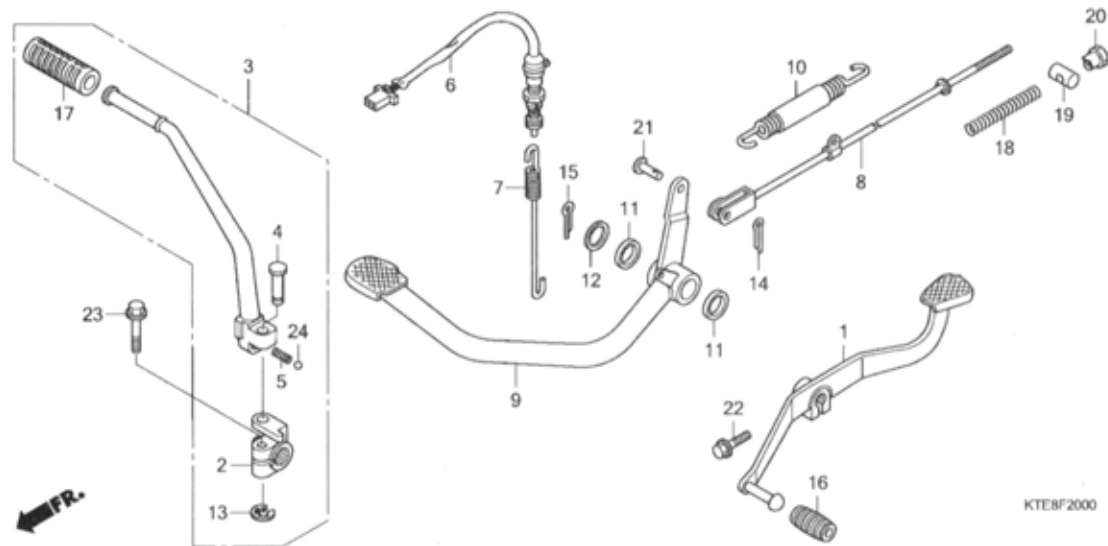
Ref. No.	Part No.	Description	Reqd. QTY					Serial No.	Parts catalogue code
			6	M7	9 M9	C9 MC9	MA		
1	18291-MN5-650	GASKET, EX. PIPE	1	1	-	1	-		
2	18293-KPK-900	RUBBER, PROTECTOR PACKING ...	1	1	-	1	-		
3	18300-KTE-910	MUFFLER COMP., EX.	1	1	-	1	-		
4	18311-KTE-910	COVER, MUFFLER	1	1	-	1	-		
5	18345-MBT-610	RUBBER, PROTECTOR MOUNTING ..	2	2	-	2	-		
6	18421-438-670	RUBBER, MUFFLER MOUNTING	1	1	-	1	-		
7	18442-KRC-900	COLLAR, MUFFLER MOUNTING	1	1	-	1	-		
8	33619-459-840	COLLAR, WINKER STAY	2	2	-	2	-		
9	90107-KAN-900	BOLT, BODY COVER SETTING	2	2	-	2	-		
10	90305-KSP-900	NUT, EXHAUST PIPE, 8MM	2	2	-	2	-		
11	94050-10000	NUT, FLANGE, 10MM	1	1	-	1	-		
12	94103-10000	WASHER, PLAIN, 10MM	1	1	-	1	-		
13	95801-10055-00	BOLT, FLANGE, 10X55	1	1	-	1	-		



KTE8F1001A

Ref. No.	L.O.N.	(Relative ref. Number) Description	F.R.T.
1	3131B4	GASKET, EXHAUST PIPE	0.2
3	313120	MUFFLER	0.2
4	411167	COVER, EXHAUST MUFFLER	0.1
5	313121	PROTECTOR, MUFFLER	0.1

Ref. No.	Part No.	Description	Reqd. QTY					Serial No.	Parts catalogue code
			6	M7	M9	C9	MA		
1	18291-MN5-650	GASKET, EX. PIPE	-	-	1	-	1		
2	18293-KPK-900	RUBBER, PROTECTOR PACKING ...	-	-	1	-	1		
3	18300-KWF-900	MUFFLER COMP., EX.	-	-	1	-	----- ID,M1D,M2ID		
	18300-KWF-960	-	-	1	-	----- M3ID		
	18300-KWF-840	-	-	-	-	1		
4	18311-KWF-900	COVER, MUFFLER	-	-	1	-	----- ID,M1D,M2ID		
	18311-KWF-960	-	-	1	-	----- M3ID		
	18311-KWF-840	-	-	-	-	1		
5	18317-KVN-900	PROTECTOR, MUFFLER	-	-	1	-	----- ID,M1D,M2ID		
	18317-KWF-960	-	-	1	-	----- M3ID		
	18317-KWF-840	-	-	-	-	1		
6	18345-MBT-610	RUBBER, PROTECTOR MOUNTING ..	-	-	3	-	3		
7	18421-438-670	RUBBER, MUFFLER MOUNTING	-	-	1	-	1		
8	18442-KRC-900	COLLAR, MUFFLER MOUNTING	-	-	1	-	1		
9	33619-459-840	COLLAR, WINKER STAY	-	-	3	-	3		
10	90107-KST-940	SCREW, MUFFLER PROTECTOR	-	-	1	-	1		
11	90305-KSP-900	NUT, EXHAUST PIPE, 8MM	-	-	2	-	2		
12	94050-10000	NUT, FLANGE, 10MM	-	-	1	-	1		
13	94103-10000	WASHER, PLAIN, 10MM	-	-	1	-	1		
14	95801-10055-00	BOLT, FLANGE, 10X55	-	-	1	-	----- ID,M1D,M2ID		
	90103-KAB-000	BOLT, FLANGE, 10X57	-	-	-	-	1		
	90103-KAB-000	BOLT, FLANGE, 10X57	-	-	1	-	----- M3ID		
15	96001-06016-02	BOLT, FLANGE, 6X16	-	-	2	-	2		



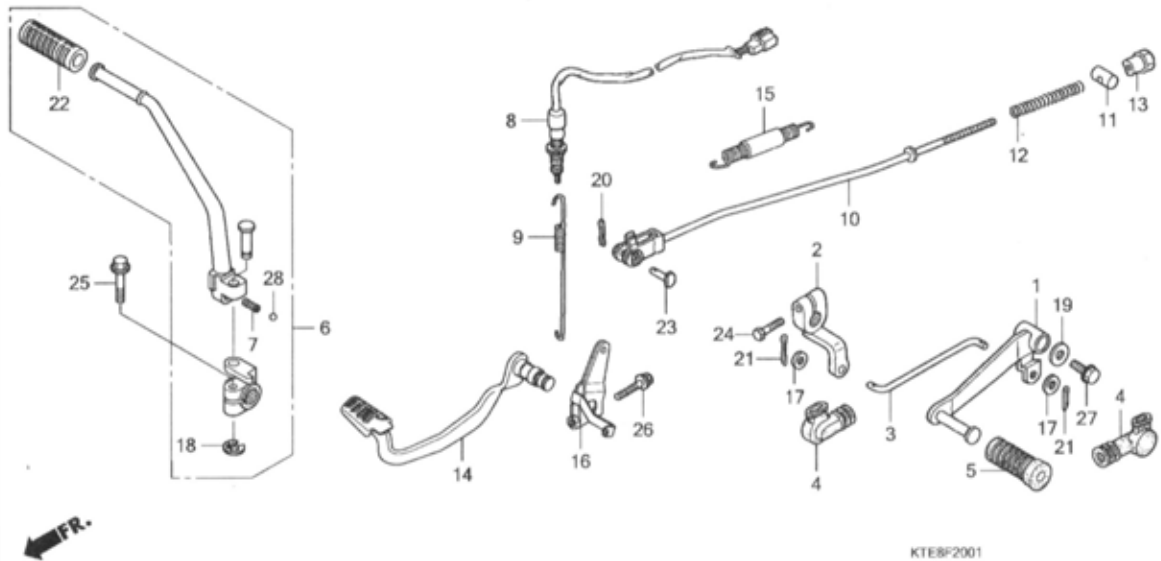
Ref. No.	L.O.N.	(Relative ref. Number) Description	F.R.T.
1	4101A1	PEDAL, GEAR CHANGE	0.1
3	112107	ARM, KICK STARTER	0.1
6	6151B5	SWITCH, REAR STOP :PEDAL SIDE	0.2
8	811135	ROD, REAR BRAKE	0.4
9	810160	PEDAL, REAR BRAKE	0.4
10	8101A8	SPRING, BRAKE PEDAL	0.2

Ref. No.	Part No.	Description	Reqd. QTY					Serial No.	Parts catalogue code
			6	M7	M9	C9	MA		
1	24701-KTE-910	PEDAL, GEAR CHANGE	1	1	-	1	-		
2	28241-KTE-910	JOINT, KICK ARM	1	-	-	-	-		
	28241-KTE-911	-	1	-	1	-		
3	28300-KTE-910	ARM ASSY., KICK STARTER	1	-	-	-	-		
	28300-KTE-911	-	1	-	1	-		
4	28321-KTE-910	PIN, KICK STARTER	1	1	-	1	-		
5	28333-KAN-T40	SPRING, KICK STARTER STOPPER	1	1	-	1	-		
6	35350-KTE-910	SWITCH ASSY., RR. STOP	1	1	-	1	-		
7	35357-KSP-900	SPRING, STOP SWITCH	1	1	-	1	-		
8	43451-KTE-910	ROD COMP., RR. BRAKE	1	1	-	1	-		
9	46500-KTE-910	PEDAL, BRAKE	1	1	-	1	-		
10	46510-KSP-900	SPRING SET, BRAKE PEDAL	1	1	-	1	-		
11	46525-KK0-003	DUST SEAL, 17X20X2.5	2	2	-	2	-		
12	90521-028-000	WASHER, 17X22	1	1	-	1	-		
13	90601-473-003	E-RING, 8MM	1	1	-	1	-		
14	94201-20120	PIN, SPLIT, 2.0X12	1	1	-	1	-		
15	94201-30300	PIN, SPLIT, 3.0X30	1	1	-	1	-		
16	95011-40000	RUBBER, CHANGE PEDAL	1	1	-	1	-		
17	95011-51000	RUBBER A, KICK STARTER	1	1	-	1	-		
18	95014-73100	SPRING A, BRAKE ROD	1	1	-	1	-		
19	95015-32001	JOINT B, BRAKE ARM	1	1	-	1	-		
20	95015-42000	NUT B, BRAKE ROD ADJUSTING ..	1	1	-	1	-		
21	95015-53000	PIN C, JOINT	1	1	-	1	-		
22	95701-06020-00	BOLT, FLANGE, 6X20	1	1	-	1	-		
23	95701-08025-00	BOLT, FLANGE, 8X25	1	1	-	1	-		
24	96211-08000	BALL, STEEL, #8 (1/4)	1	1	-	1	-		

F-20-1

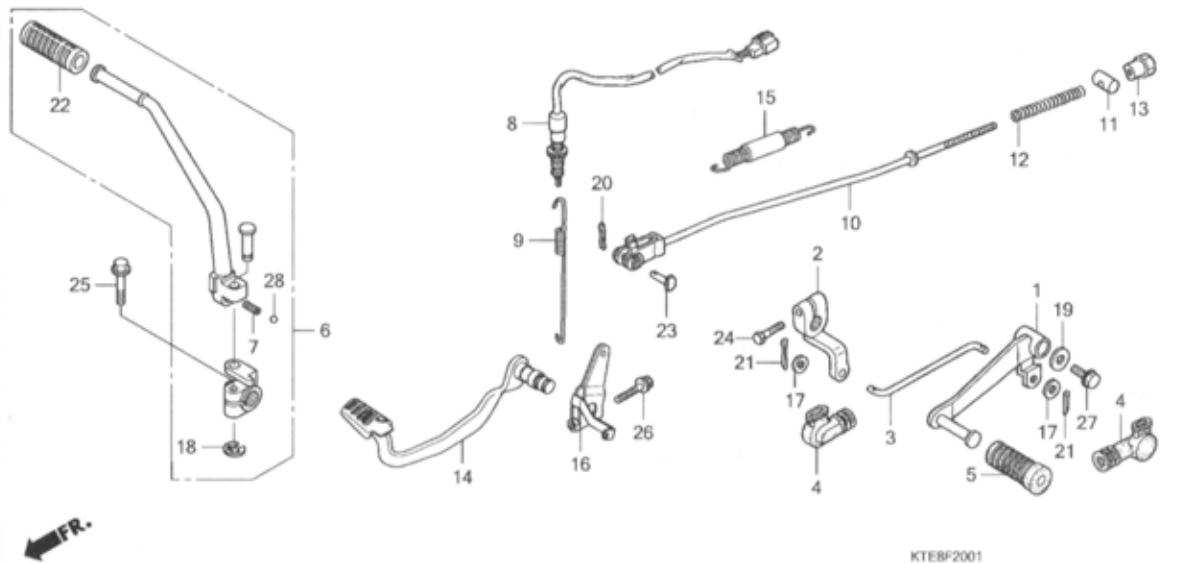
PEDAL/KICK STARTER ARM (CBF1259/M9/MA)

K10

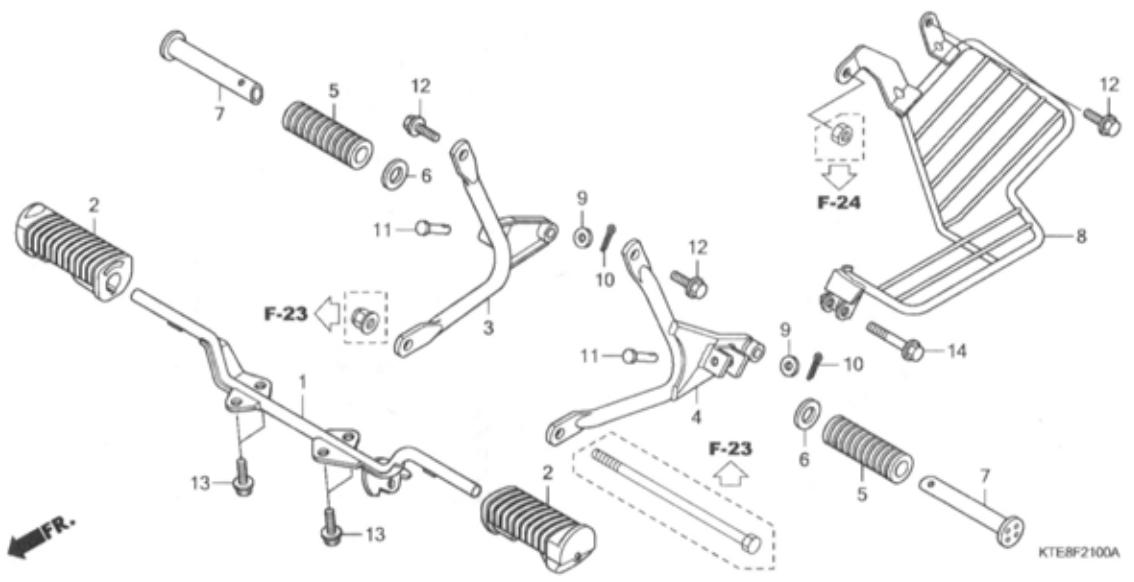


Ref. No.	L.O.N.	(Relative ref. Number) Description	F.R.T.
1		(2)	
4101Y8		PEDAL, GEAR CHANGE(A)	0.2
6	112107	ARM, KICK STARTER	0.1
8	6151B5	SWITCH, REAR STOP :PEDAL SIDE	0.2
10	811135	ROD, REAR BRAKE	0.4
14		(16)	
810160		PEDAL, REAR BRAKE	0.4
15	8101A8	SPRING, BRAKE PEDAL	0.2

Ref. No.	Part No.	Description	Reqd. QTY					Serial No.	Parts catalogue code
			6	M7	M9	C9	MA		
1	24701-KWF-900	PEDAL, GEAR CHANGE	-	-	1	-	-	----- ID,MID,M2ID	
	24701-KWF-950	-	-	1	-	-	----- M3ID	
	24701-KWF-840	-	-	-	-	1	-----	
2	24711-KWF-900	ARM, GEAR CHANGE	-	-	1	-	-	----- ID,MID,M2ID	
	24711-KWF-950	-	-	1	-	-	----- M3ID	
	24711-KWF-840	-	-	-	-	1	-----	
3	24720-KWF-900	ROD, TIE	-	-	1	-	-	----- ID,MID,M2ID	
	24720-KWF-950	-	-	1	-	-	----- M3ID	
	24720-KWF-840	-	-	-	-	1	-----	
4	24721-GS3-000	COVER, CHANGE PEDAL	-	-	2	-	2	-----	
5	24781-KR3-770	RUBBER, GEAR CHANGE PEDAL ...	-	-	1	-	1	-----	
6	28300-KWF-900	ARM ASSY., KICK STARTER	-	-	1	-	-	----- ID,MID,M2ID	
7	28333-KAN-T40	SPRING, KICK STARTER STOPPER	-	-	1	-	-	----- ID,MID,M2ID	
8	35350-KWF-901	SWITCH ASSY., RR. STOP	-	-	1	-	-	----- ID,MID,M2ID	
	35350-KWF-961	-	-	1	-	-	----- M3ID	
9	35357-KWF-900	SPRING, STOP SWITCH	-	-	1	-	1	-----	
10	43451-KWF-900	ROD COMP., RR. BRAKE	-	-	1	-	1	-----	
11	43455-KSP-900	JOINT, BRAKE ARM	-	-	1	-	1	-----	
12	43456-KSP-900	SPRING, BRAKE ROD	-	-	1	-	1	-----	
13	43459-KSP-900	NUT, BRAKE ROD ADJUSTING	-	-	1	-	1	-----	
14	46500-KWF-900	PEDAL COMP., BRAKE	-	-	1	-	-	----- ID,MID,M2ID	
	46500-KWF-950	PEDAL, BRAKE	-	-	1	-	-	----- M3ID	
	46500-KWF-840	-	-	-	-	1	-----	
15	46513-KWF-900	SPRING SET, BRAKE PEDAL	-	-	1	-	1	-----	



Ref. No.	Part No.	Description	Reqd. QTY					Serial No.	Parts catalogue code
			6	M7	M9	C9	MA		
16	46515-KWF-900	ARM COMP., MIDDLE	-	-	1	-	-	----- ID,MID,M2ID	
	46515-KWF-950	-	-	1	-	-	----- M3ID	
17	90502-155-000	WASHER, PLAIN, 7MM	-	-	2	-	2	-----	
18	90601-473-003	E-RING, 8MM	-	-	1	-	-	----- ID,MID,M2ID	
19	94103-06000	WASHER, PLAIN, 6MM	-	-	1	-	-	----- ID,MID,M2ID	
	94103-06200	-	-	1	-	-	----- M3ID	
20	94201-20120	PIN, SPLIT, 2.0X12	-	-	1	-	1	-----	
21	94201-20150	PIN, SPLIT, 2.0X15	-	-	2	-	2	-----	
22	95011-51000	RUBBER A, KICK STARTER	-	-	1	-	-	----- ID,MID,M2ID	
23	95015-53000	PIN C, JOINT	-	-	1	-	1	-----	
24	95701-06020-00	BOLT, FLANGE, 6X20	-	-	1	-	-	----- ID,MID,M2ID	
	95701-06020-02	-	-	1	-	-	----- M3ID	
	95701-06020-07	-	-	-	-	1	-----	
25	95701-08025-00	BOLT, FLANGE, 8X25	-	-	1	-	-	----- ID,MID,M2ID	
26	95701-08040-00	BOLT, FLANGE, 8X40	-	-	1	-	1	-----	
27	96001-06014-00	BOLT, FLANGE, 6X14	-	-	1	-	-	----- ID,MID,M2ID	
	96001-06014-02	-	-	-	-	1	-----	
	96001-06014-02	-	-	1	-	-	----- M3ID	
28	96211-08000	BALL, STEEL, #8 (1/4)	-	-	1	-	-	----- ID,MID,M2ID	



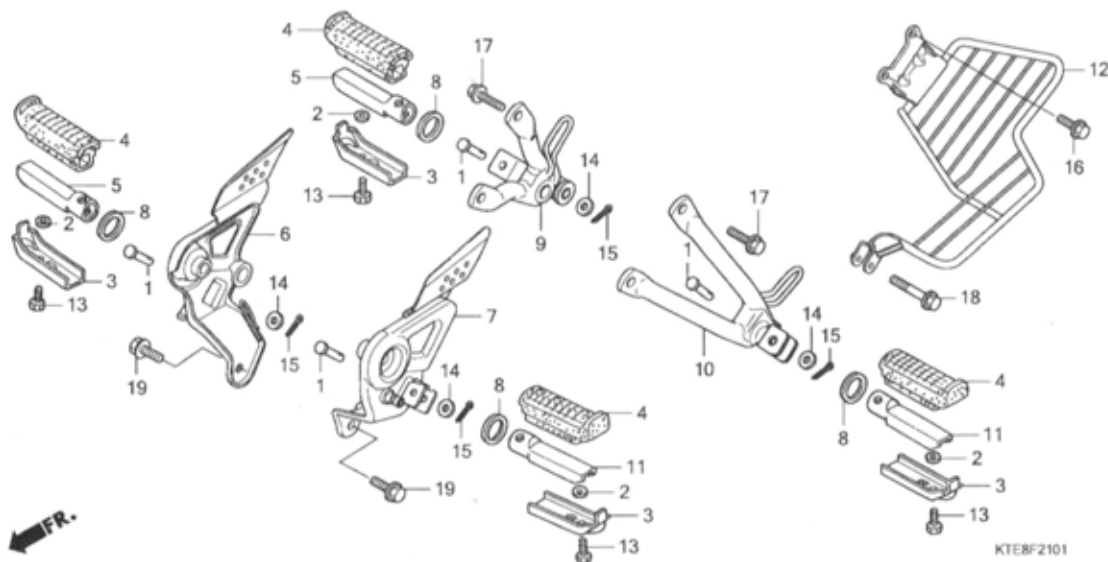
Ref. No.	L.O.N.	(Relative ref. Number) Description	F.R.T.
1	410145	BAR, STEP	0.4
2	4101D3	RUBBER, STEP :LEFT	0.1
	4101D4	RUBBER, STEP :RIGHT	0.1
	4101L8	RUBBER, STEP :BOTH	0.1
3	4101D0	BRACKET, PILLION STEP :RIGHT ..	0.3
	4101K4	BRACKET, PILLION STEP :BOTH ..	0.6
4	4101C9	BRACKET, PILLION STEP :LEFT ..	0.4
	4101K4	BRACKET, PILLION STEP :BOTH ..	0.6
7	4101C7	BAR, PILLION STEP :LEFT	0.1
	4101C8	BAR, PILLION STEP :RIGHT	0.1
	4101P4	BAR, PILLION STEP :BOTH	0.2
8	4101W5	GUARD, PILLION STEP	0.3

Ref. No.	Part No.	Description	Reqd. QTY					Serial No.	Parts catalogue code
			6	M7	M9	MC9	MA		
1	50610-KTE-910	BAR COMP., STEP	1	1	-	1	-		
2	50660-GB2-000	RUBBER, STEP	2	2	-	2	-		
3	50701-KTE-910	BRACKET COMP., R. PILLION STEP	1	1	-	1	-		
4	50702-KTE-910	BRACKET COMP., L. PILLION STEP	1	1	-	1	-		
5	50710-KTE-910	RUBBER, PILLION STEP	2	2	-	2	-		
6	50712-405-000	WASHER, PILLION STEP	2	2	-	2	-		
7	50715-405-000	BAR, PILLION STEP	2	2	-	2	-		
8	51103-KTE-910	GUARD, SARI	1	1	-	1	-		
9	94101-06000	WASHER, PLAIN, 6MM	2	2	-	2	-		
10	94201-16150	PIN, SPLIT, 1.6X15	2	2	-	2	-		
11	95015-81000	PIN A, PILLION STEP	2	2	-	2	-		
12	95701-08016-00	BOLT, FLANGE, 8X16	3	3	-	3	-		
13	95701-08020-00	BOLT, FLANGE, 8X20	4	4	-	4	-		
14	95701-08035-00	BOLT, FLANGE, 8X35	1	1	-	1	-		

F-21-1

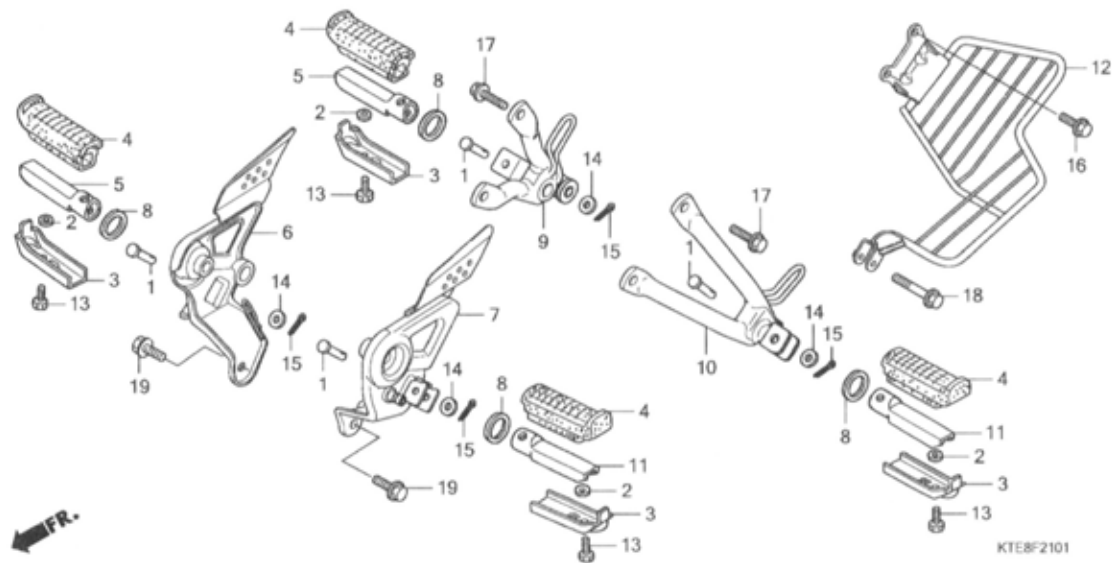
STEP(CBF1259/M9/MA)

K13

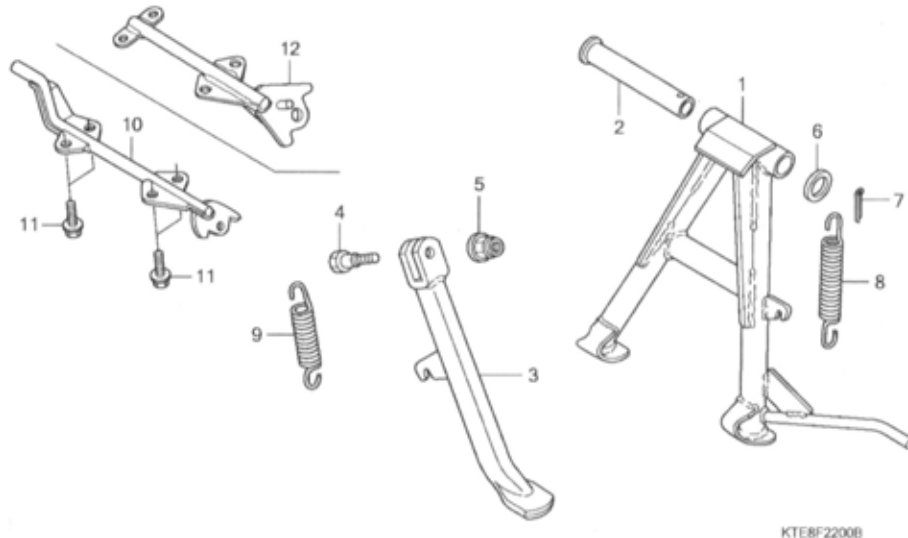


Ref. No.	L.O.N.	(Relative ref. Number) Description	F.R.T.
4	4101D3	RUBBER, STEP :LEFT	0.1
	4101D4	RUBBER, STEP :RIGHT	0.1
	4101L8	RUBBER, STEP :BOTH	0.2
	4101R3	RUBBER, PILLION STEP	0.1
.NOTE: Same time for two units			
5	4101C6	BAR, MAIN STEP :RIGHT	0.1
	4101J1	BAR, MAIN STEP :BOTH	0.2
	4101C8	BAR, PILLION STEP :RIGHT	0.1
	4101P4	BAR, PILLION STEP :BOTH	0.2
6	4101N2	HOLDER, STEP :RIGHT	0.4
	4101N6	HOLDER, STEP :BOTH	0.9
7	4101N1	HOLDER, STEP :LEFT	0.5
	4101N6	HOLDER, STEP :BOTH	0.9
9	4101D0	BRACKET, PILLION STEP :RIGHT ..	0.2
	4101K4	BRACKET, PILLION STEP :BOTH ..	0.3
10	4101C9	BRACKET, PILLION STEP :LEFT ..	0.2
	4101K4	BRACKET, PILLION STEP :BOTH ..	0.3
11	4101C5	BAR, MAIN STEP :LEFT	0.1
	4101J1	BAR, MAIN STEP :BOTH	0.2
	4101C7	BAR, PILLION STEP :LEFT	0.1
	4101P4	BAR, PILLION STEP :BOTH	0.2
12	4101W5	GUARD, PILLION STEP	0.3

Ref. No.	Part No.	Description	Reqd. QTY					Serial No.	Parts catalogue code
			6	M7	M9	C9 MC9	MA		
1	50602-KSP-900	PIN, MAIN STEP BAR JOINT	-	-	4	-	4		
2	50618-KE8-000	COLLAR, 6.5X11X3	-	-	4	-	4		
3	50619-KFN-850	PLATE, STEP LOWER	-	-	4	-	4		
4	50661-KFN-850	RUBBER, MAIN STEP	-	-	4	-	4		
5	50701-KSP-900	BAR, R. MAIN STEP	-	-	2	-	2		
6	50701-KWF-900 50701-KWF-840ZA	HOLDER, R. STEP	-	-	1	-	-		
		NH303M MAT AXIS GRAY METALLIC	-	-	-	-	1		
7	50702-KWF-900 50702-KWF-840ZA	HOLDER, L. STEP	-	-	1	-	-		
		NH303M MAT AXIS GRAY METALLIC	-	-	-	-	1		
8	50715-KSP-910	PLATE, PILLION STEP SIDE	-	-	4	-	4		
9	50715-KWF-900	BRACKET COMP., R. PILLION STEP	-	-	1	-	1		
10	50716-KWF-900	BRACKET COMP., L. PILLION STEP	-	-	1	-	1		
11	50801-KSP-900	BAR, L. MAIN STEP	-	-	2	-	2		
12	51103-KWF-900 51103-KWF-960	GUARD, SARI	-	-	1	-	-	----- ID,MID,M2ID ----- M3ID	
13	92101-06012-0G	BOLT, HEX., 6X12	-	-	4	-	4		
14	94102-08000	WASHER, PLAIN, 8MM	-	-	4	-	4		
15	94201-20150	PIN, SPLIT, 2.0X15	-	-	4	-	4		
16	95701-08016-00	BOLT, FLANGE, 8X16	-	-	2	-	2		
17	95701-08018-07	BOLT, FLANGE, 8X18	-	-	4	-	4		
18	95701-08035-00	BOLT, FLANGE, 8X35	-	-	1	-	-	----- ID,MID,M2ID	
			-	-	-	-	1		

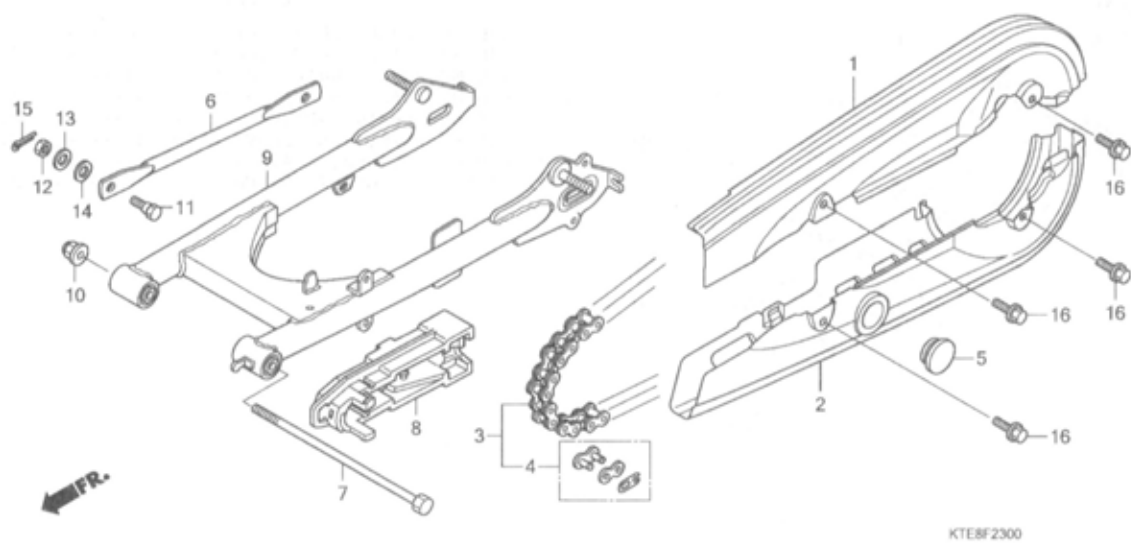


Ref. No.	Part No.	Description	Reqd. QTY					Serial No.	Parts catalogue code
			CBF125	M7	M9	MC9	MA		
19	95701-10016-00	BOLT, FLANGE, 10X16	-	-	2	-	-	----- ID,MID,M2ID	
	95701-10016-08	-	-	2	-	-	----- M3ID	



Ref. No.	L.O.N.	(Relative ref. Number) Description	F.R.T.
1	410175	STAND, MAIN	0.4
3	410180	BAR, SIDE STAND	0.2
8	410176	SPRING, MAIN STAND	0.2
9	410182	SPRING, SIDE STAND	0.1

Ref. No.	Part No.	Description	Reqd. QTY					Serial No.	Parts catalogue code
			6	M7	M9	C9	MA		
1	50500-KTE-910	STAND COMP., MAIN	1	1	-	-	-		
	50500-KWF-900	-	-	1	-	1		
	50500-KTE-911	-	-	-	1	-		
2	50526-KTE-910	SHAFT, MAIN STAND PIVOT	1	1	1	1	1		
3	50530-KTE-910	BAR COMP., SIDE STAND	1	1	-	1	-		
	50530-KWF-900	-	-	1	-	1		
4	90107-GN1-010	SCREW, SIDE STAND PIVOT	1	1	1	1	1		
5	90304-KTE-911	NUT, FLANGE SPECIAL, 10MM (SIMMODS MARSHALL)	1	1	1	1	1		
6	90521-028-000	WASHER, 17X22	1	1	1	1	1		
7	94201-30300	PIN, SPLIT, 3.0X30	1	1	1	1	1		
8	95014-71702	SPRING G, MAIN STAND	1	1	1	1	1		
9	95014-72102	SPRING A, SIDE STAND	1	1	1	1	1		
10	28307-KWF-900	STOPPER, KICK ARM	-	-	1	-	-	----- ID,MID,M2ID	
11	95701-08020-00	BOLT, FLANGE, 8X20	-	-	4	-	-	----- ID,MID,M2ID	
	95701-08020-08	-	-	-	-	4	----- M3ID	
12	50520-KWF-960	BRACKET COMP., SIDE STAND ...	-	-	1	-	-	----- M3ID	
			-	-	-	-	1		



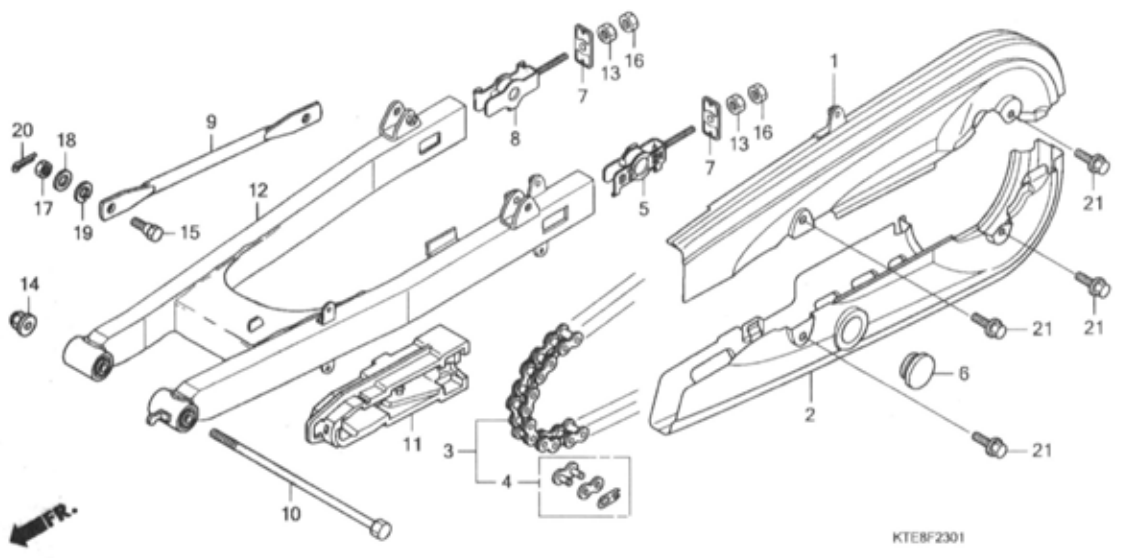
Ref. No.	L.O.N.	(Relative ref. Number) Description	F.R.T.
1	4101L9	CASE, DRIVE CHAIN :UPPER	0.1
	4101P7	CASE, DRIVE CHAIN :BOTH	0.1
2	4101M0	CASE, DRIVE CHAIN :LOWER	0.1
	4101P7	CASE, DRIVE CHAIN :BOTH	0.1
3	213165	CHAIN, DRIVE	0.2
6	7111H2	ARM, REAR BRAKE STOPPER	0.2
8	4101E5	SLIDER, CHAIN	0.2
9	5121B0	SWINGARM ASSEMBLY	0.8

Ref. No.	Part No.	Description	Reqd. QTY					Serial No.	Parts catalogue code
			6	M7	M9	C9	MA		
1	40510-KTE-910ZA	CASE, UPPER HALF DRIVE CHAIN *NH35M*.CLOUD SILVER METALLIC	1	1	-	1	-		
2	40520-KTE-910ZA	CASE, UNDER HALF DRIVE CHAIN *NH35M*.CLOUD SILVER METALLIC	1	1	-	1	-		
3	40530-KTE-912	CHAIN, DRIVE (420-116)	1	1	-	1	-		
	40530-KTE-920	CHAIN, DRIVE (DID420DX116RB)	1	1	-	1	-		
4	40531-KPH-901	JOINT, DRIVE CHAIN (DAIDO) ..	1	1	-	1	-		
	40531-KTE-912	JOINT, DRIVE CHAIN	1	1	-	1	-		
5	40545-001-000	CAP, CHAIN CASE PEEP HOLE ...	1	1	-	1	-		
6	43431-KTE-910	ARM, RR. BRAKE STOPPER	1	1	-	1	-		
7	52101-KTC-900	BOLT, SWINGARM PIVOT	1	1	-	1	-		
8	52170-KTE-910	SLIDER, CHAIN	1	1	-	1	-		
9	52200-KTE-910	SWINGARM SUB ASSY., RR.	1	1	-	1	-		
10	90306-KTE-911	NUT, FLANGE SPECIAL, 12MM (SIMMONDS MARSHALL)	1	1	-	1	-		
11	92812-10000	BOLT A, STOPPER ARM	1	1	-	1	-		
12	94001-08000-0S	NUT, HEX., 8MM	1	1	-	1	-		
13	94101-08000	WASHER, PLAIN, 8MM	1	1	-	1	-		
14	94111-10000	WASHER, SPRING, 10MM	1	1	-	1	-		
15	94201-20150	PIN, SPLIT, 2.0X15	1	1	-	1	-		
16	95701-06010-00	BOLT, FLANGE, 6X10	4	4	-	4	-		

F-23-1

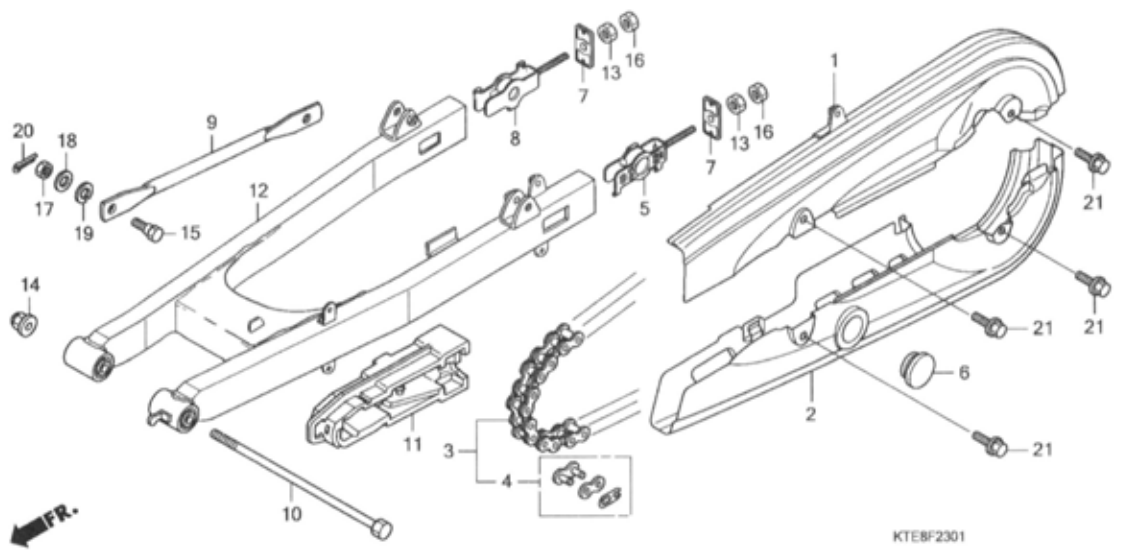
SWINGARM(CBF1259/M9-MID,M2ID)

L 1



Ref. No.	L.O.N.	(Relative ref. Number) Description	F.R.T.
1	4101L9	CASE, DRIVE CHAIN :UPPER	0.1
	4101P7	CASE, DRIVE CHAIN :BOTH	0.1
2	4101M0	CASE, DRIVE CHAIN :LOWER	0.1
	4101P7	CASE, DRIVE CHAIN :BOTH	0.1
3	213165	CHAIN, DRIVE	0.2
9	7111H2	ARM, REAR BRAKE STOPPER	0.2
11	4101E5	SLIDER, CHAIN	0.2
12	5121B0	SWINGARM ASSEMBLY	0.8

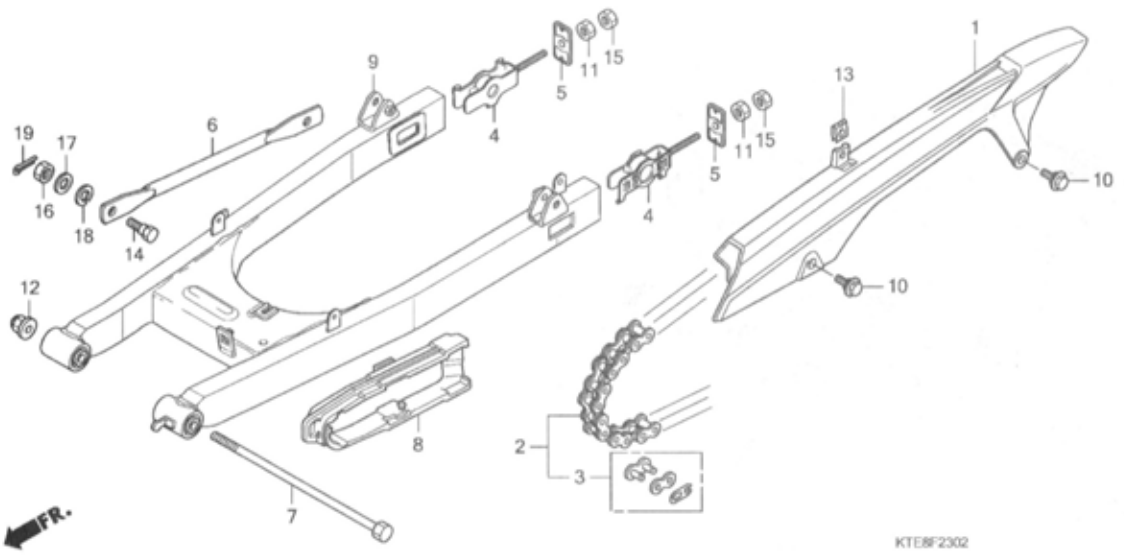
Ref. No.	Part No.	Description	Reqd. QTY					Serial No.	Parts catalogue code
			CBF125	M7	M9	MC9	MA		
1	40510-KWF-900ZA	CASE, UPPER HALF DRIVE CHAIN *NH303M*	-	-	1	-	-	----- ID,MID,M2ID	
		MAT AXIS GRAY METALLIC	-	-	1	-	-	----- ID,MID,M2ID	
2	40520-KWF-900ZA	CASE, UNDER HALF DRIVE CHAIN *NH303M*	-	-	1	-	-	----- ID,MID,M2ID	
		MAT AXIS GRAY METALLIC	-	-	1	-	-	----- ID,MID,M2ID	
3	40530-KWF-901	CHAIN, DRIVE (RK420SBZ1-118RJ)	-	-	1	-	-	----- ID,MID,M2ID	
	40530-KWF-902	CHAIN, DRIVE (LGB R420BS-118L)	-	-	1	-	-	----- ID,MID,M2ID	
4	40531-KST-944	JOINT, DRIVE CHAIN	-	-	1	-	-	----- ID,MID,M2ID	
	40531-KTE-912	-	-	1	-	-	----- ID,MID,M2ID	
5	40543-KWF-900	ADJUSTER COMP., L. CHAIN	-	-	1	-	-	----- ID,MID,M2ID	
6	40545-001-000	CAP, CHAIN CASE PEEP HOLE	-	-	1	-	-	----- ID,MID,M2ID	
7	40546-KWF-900	CAP, SWINGARM END	-	-	2	-	-	----- ID,MID,M2ID	
8	40544-KWF-900	ADJUSTER COMP., R. CHAIN	-	-	1	-	-	----- ID,MID,M2ID	
9	43431-KWF-900	ARM, RR. BRAKE STOPPER	-	-	1	-	-	----- ID,MID,M2ID	
10	52101-KWF-900	BOLT, SWINGARM PIVOT	-	-	1	-	-	----- ID,MID,M2ID	
11	52170-KWF-900	SLIDER, CHAIN	-	-	1	-	-	----- ID,MID,M2ID	
12	52200-KWF-900	SWINGARM SUB ASSY., RR.	-	-	1	-	-	----- ID,MID,M2ID	
13	90302-KBP-900	NUT, SPECIAL, 6MM	-	-	2	-	-	----- ID,MID,M2ID	
14	90306-KTE-911	NUT, FLANGE SPECIAL, 12MM (SIMMONDS MARSHALL)	-	-	1	-	-	----- ID,MID,M2ID	
15	92812-10000	BOLT A, STOPPER ARM	-	-	1	-	-	----- ID,MID,M2ID	
16	94001-06000-0S	NUT, HEX., 6MM	-	-	2	-	-	----- ID,MID,M2ID	
17	94001-08000-0S	NUT, HEX., 8MM	-	-	1	-	-	----- ID,MID,M2ID	
18	94101-08000	WASHER, PLAIN, 8MM	-	-	1	-	-	----- ID,MID,M2ID	
19	94111-10000	WASHER, SPRING, 10MM	-	-	1	-	-	----- ID,MID,M2ID	



Ref. No.	Part No.	Description	Reqd. QTY					Serial No.	Parts catalogue code
			6	M7	9 M9	C9 MC9	MA		
20	94201-20150	PIN, SPLIT, 2.0X15	-	-	1	-	-	----- ID,MID,M2ID	
21	95701-06010-07	BOLT, FLANGE, 6X10	-	-	4	-	-	----- ID,MID,M2ID	

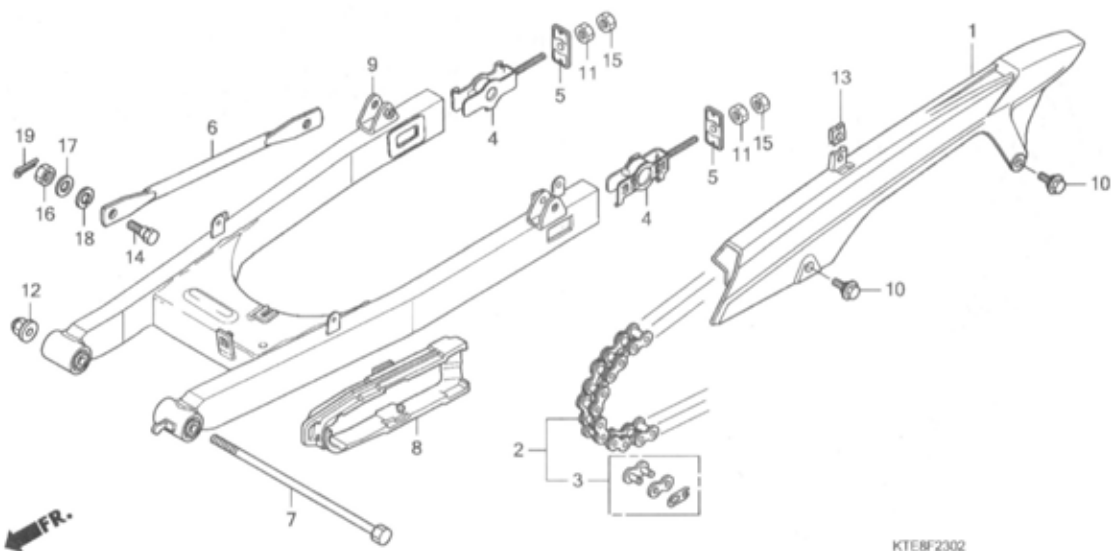
F-23-2

SWINGARM(CBF125M9-M3ID/MA)

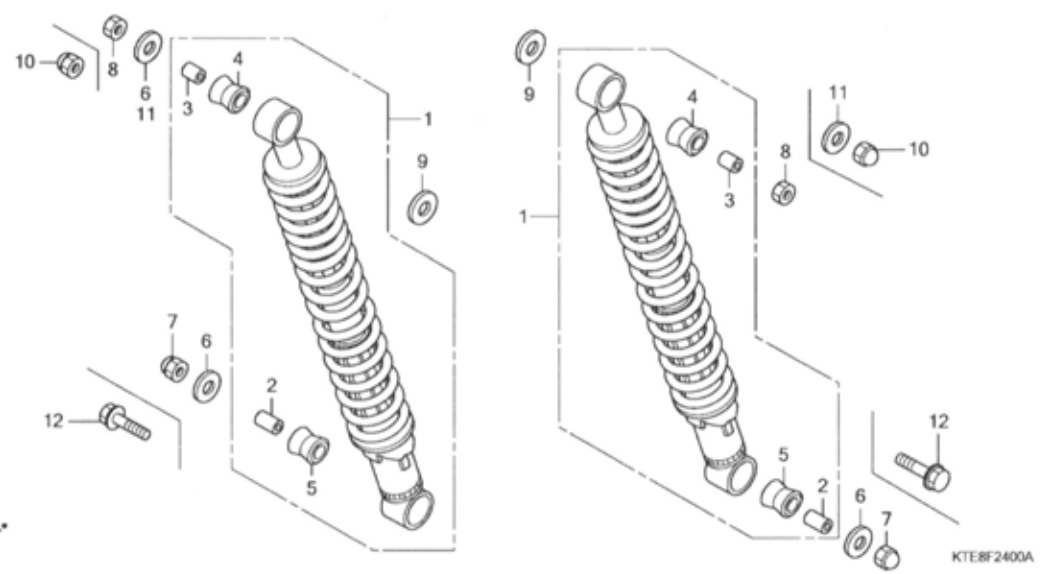


Ref. No.	L.O.N.	(Relative ref. Number) Description	F.R.T.
1	410195	CASE, DRIVE CHAIN	0.1
2	213165	CHAIN, DRIVE	0.2
6	7111H2	ARM, REAR BRAKE STOPPER	0.2
8	4101E5	SLIDER, CHAIN	0.2
9	5121B0	SWINGARM ASSEMBLY	0.8

Ref. No.	Part No.	Description	Reqd. QTY					Serial No.	Parts catalogue code
			CBF125						
			6	M7	M9	C9	MA		
1	40510-KWF-950	CASE, DRIVE CHAIN	-	-	1	-	-	-----	M3ID
2	40530-KWF-961	CHAIN, DRIVE (LGB R428HBS-118L)	-	-	1	-	-	-----	M3ID
3	40531-KWF-961	JOINT, DRIVE CHAIN (LGB R428HBS-118L)	-	-	-	-	1	-----	
4	40544-KWF-900	ADJUSTER COMP., R. CHAIN	-	-	-	-	1	-----	M3ID
5	40546-KWF-950	CAP, SWINGARM END	-	-	2	-	-	-----	M3ID
6	43431-KWF-900	ARM, RR. BRAKE STOPPER	-	-	1	-	-	-----	M3ID
7	52101-KWF-900	BOLT, SWINGARM PIVOT	-	-	1	-	-	-----	M3ID
8	52170-KWF-900	SLIDER, CHAIN	-	-	1	-	-	-----	M3ID
9	52200-KWF-950	SWINGARM SUB ASSY., RR.	-	-	1	-	-	-----	M3ID
10	90111-KWF-900	BOLT, FLANGE, 6MM	-	-	2	-	-	-----	M3ID
11	90302-KBP-900	NUT, SPECIAL, 6MM	-	-	2	-	-	-----	M3ID
12	90306-KTE-911	NUT, FLANGE SPECIAL, 12MM (SIMMONDS MARSHALL)	-	-	1	-	-	-----	M3ID
			-	-	-	-	1		



Ref. No.	Part No.	Description	Reqd. QTY					Serial No.	Parts catalogue code
			6	M7	M9	C9	MA		
13	90320-747-000	NUT, SPRING, 6MM	-	-	1	-	-	----- M3ID	
14	92812-10000	BOLT A, STOPPER ARM	-	-	1	-	-	----- M3ID	
15	94001-06000-0S	NUT, HEX., 6MM	-	-	2	-	-	----- M3ID	
			-	-	-	-	2		
16	94001-08000-0S	NUT, HEX., 8MM	-	-	1	-	-	----- M3ID	
			-	-	-	-	1		
17	94101-08000	WASHER, PLAIN, 8MM	-	-	1	-	-	----- M3ID	
			-	-	-	-	1		
18	94111-10000	WASHER, SPRING, 10MM	-	-	1	-	-	----- M3ID	
			-	-	-	-	1		
19	94201-20150	PIN, SPLIT, 2.0X15	-	-	1	-	-	----- M3ID	
			-	-	-	-	1		



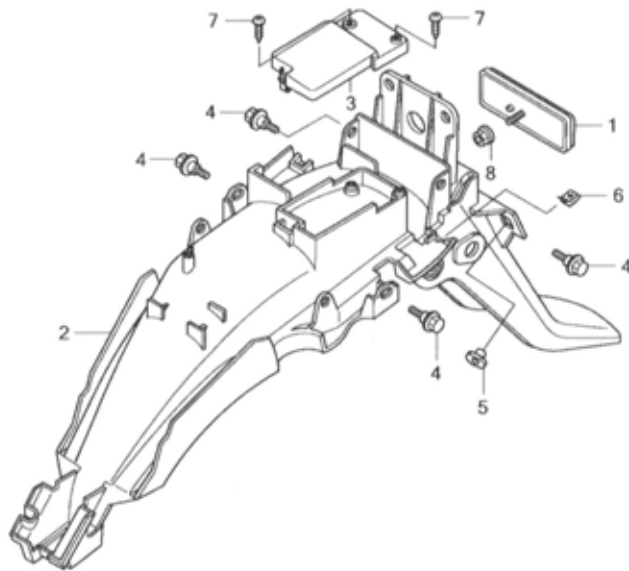
Ref. No.	L.O.N.	(Relative ref. Number) Description	F.R.T.
1	5121B6	CUSHION ASSY., REAR :LEFT	0.3
	5121B7	CUSHION ASSY., REAR :RIGHT	0.3
	5121B8	CUSHION ASSY., REAR :BOTH	0.4

Ref. No.	Part No.	Description	Reqd. QTY					Serial No.	Parts catalogue code
			6	M7	9 M9	C9 MC9	MA		
1	52400-KTE-911	CUSHION ASSY., RR.	2	2	-	-	-		
	52400-KWF-901	-	-	2	-	-	----- ID,MID,M2ID	
	52400-KTE-951	-	-	2	-	-		
	52400-KWF-961	-	-	2	-	-	----- M3ID	
2	52486-KAG-901	COLLAR, RUBBER BUSH	2	2	2	2	2		
3	52486-056-000	COLLAR, RR. CUSHION RUBBER BUSH	2	2	-	2	-		
	52486-KTN-701	COLLAR, RUBBER BUSH	-	-	2	-	2		
4	52489-399-601	BUSH, UPPER RUBBER	2	2	2	2	2		
5	52495-098-000	BUSH, RUBBER	2	2	2	2	2		
6	90551-KTE-910	WASHER, SPECIAL, 10MM	3	3	-	3	-		
7	94021-10020-0S	NUT, CAP, 10MM	2	2	-	2	-		
8	94030-10000	NUT, HEX., 10MM	2	2	-	2	-		
9	94101-12000	WASHER, PLAIN, 12MM	2	2	2	2	2		
10	94021-10020-0S	NUT, CAP, 10MM	-	-	2	-	2		
11	90551-KTE-910	WASHER, SPECIAL, 10MM	-	-	2	-	2		
12	95801-10035-00	BOLT, FLANGE, 10X35	-	-	2	-	2		

F-25

REAR FENDER(CBF1256/M7/C9/MC9)

L 6

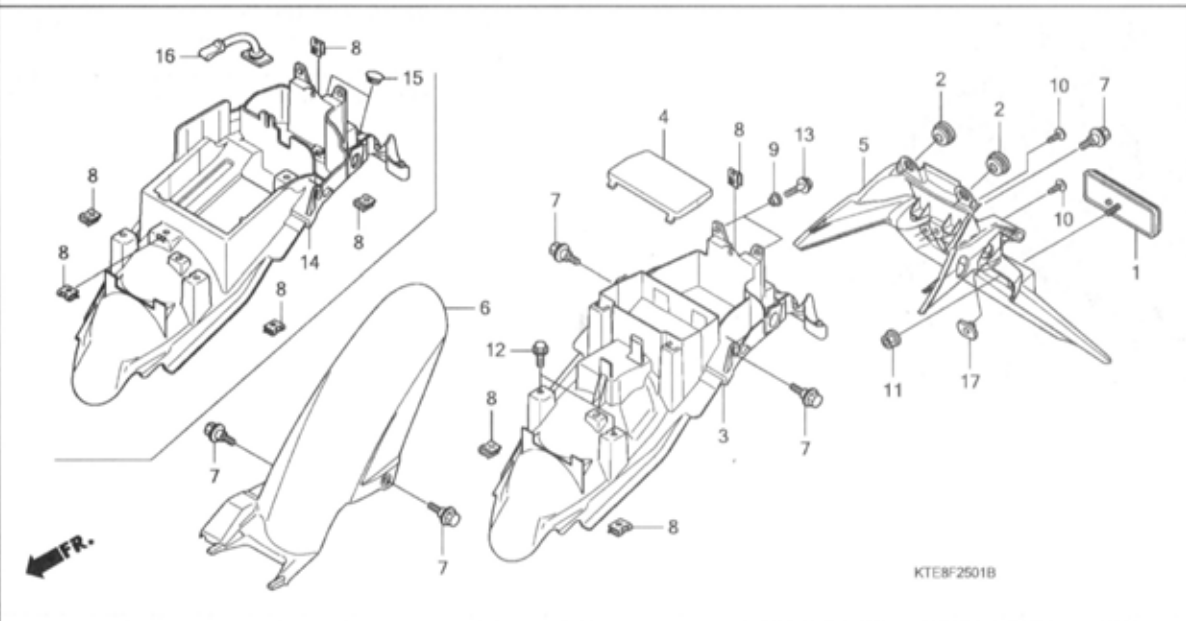


Ref. No.	L.O.N.	(Relative ref. Number) Description	F.R.T.
2	413102	FENDER, REAR	0.7
3	4101B1	COVER, TOOL BOX	0.5

Ref. No.	Part No.	Description	Reqd. QTY					Serial No.	Parts catalogue code
			6	M7	M9	C9 MC9	MA		
1	33741-KPL-901	REFLECTOR, REFLEX	1	1	-	1	-		
2	80101-KTE-910	FENDER, RR.	1	1	-	1	-		
3	80102-KTE-910	COVER, TOOL BOX	1	1	-	1	-		
4	90111-162-000	BOLT, FLANGE, 6MM	4	4	-	4	-		
5	90311-KTE-910	NUT, RR. FENDER	2	2	-	2	-		
6	90344-KTE-910	NUT, CLIP, 4MM	2	2	-	2	-		
7	93903-24320	SCREW, TAPPING, 4X12	2	2	-	2	-		
8	94050-05000	NUT, FLANGE, 5MM	1	1	-	1	-		

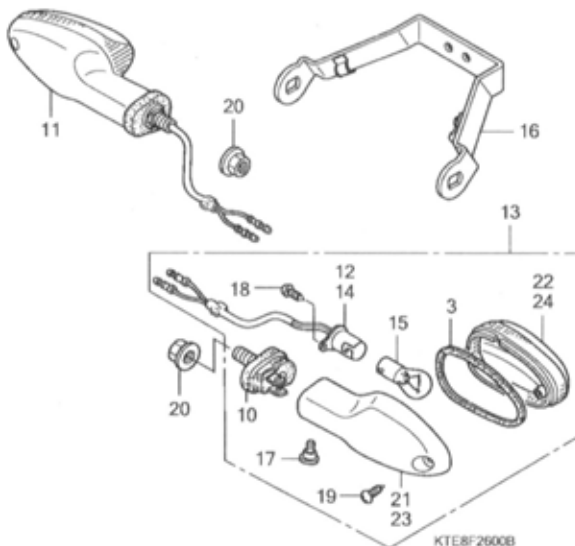
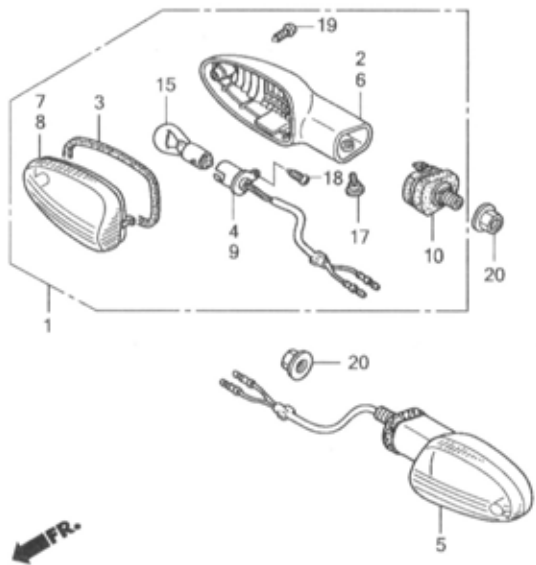
F-25-1

REAR FENDER(CBF1259/M9/MA)



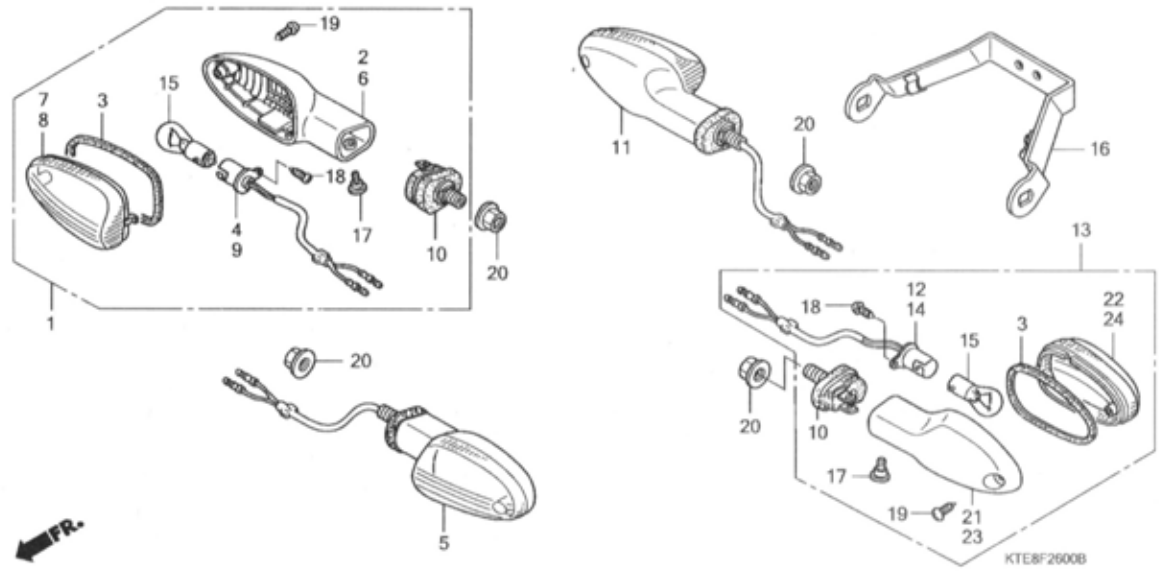
Ref. No.	L.O.N.	(Relative ref. Number) Description	F.R.T.
3	(14)		
4131W8		FENDER, REAR(A)	0.8
4131O5		FENDER A, REAR	0.5
4131N4		FENDER, INNER :REAR	0.1

Ref. No.	Part No.	Description	Reqd. QTY					Serial No.	Parts catalogue code
			6	M7	M9	C9	MA		
1	33741-KPL-901	REFLECTOR, REFLEX	-	-	1	-	1		
2	61304-KRY-900	RUBBER, HEADLIGHT CASE MOUNTING	-	-	2	-	2		
3	80100-KWF-900	FENDER, RR.	-	-	1	-	1	----- ID,MID,M2ID	
4	80110-KWF-900	COVER, TOOL BOX	-	-	1	-	1	----- ID,MID,M2ID	
5	80120-KWF-900ZA	COVER SET, RR. FENDER *TYPE1* (WL)	-	-	1	-	1		
6	80250-KWF-900	FENDER, HUGGER	-	-	1	-	1		
7	90111-KWF-900	BOLT, FLANGE, 6MM	-	-	5	-	5		
8	90320-747-000	NUT, SPRING, 6MM	-	-	3	-	3	----- ID,MID,M2ID	
			-	-	5	-	5	----- M3ID	
			-	-	-	-	3		
9	90522-KSP-860	COLLAR, CHAIN CASE SETTING ..	-	-	2	-	2		
10	93903-35280	SCREW, TAPPING, 5X12	-	-	2	-	2		
11	94050-05000	NUT, FLANGE, 5MM	-	-	1	-	1		
12	95701-06016-00	BOLT, FLANGE, 6X16	-	-	2	-	2		
13	95701-06020-00	BOLT, FLANGE, 6X20	-	-	2	-	2		
14	80100-KWF-950	FENDER, RR.	-	-	1	-	1	----- M3ID	
15	80103-KWF-960	PLUG, RR. FENDER	-	-	2	-	2	----- M3ID	
16	83606-KWF-950	BAND, TOOL	-	-	1	-	1	----- M3ID	
17	90311-KTE-910	NUT, RR. FENDER	-	-	-	-	2		



Ref. No.	L.O.N.	(Relative ref. Number) Description	F.R.T.
1	6161C4	WINKER :RIGHT FRONT	0.2
	6161C5	WINKER :BOTH FRONT	0.3
		(4,10)	
	6161D0	BASE, WINKER :RIGHT FRONT	0.3
	6161D1	BASE, WINKER :BOTH FRONT	0.4
5	6161C3	WINKER :LEFT FRONT	0.2
	6161C5	WINKER :BOTH FRONT	0.3
		(9,10)	
	6161C9	BASE, WINKER :LEFT FRONT	0.3
	6161D1	BASE, WINKER :BOTH FRONT	0.4
11	6161C7	WINKER :RIGHT REAR	0.3
	6161C8	WINKER :BOTH REAR	0.4
13	6161C6	WINKER :LEFT REAR	0.3
	6161C8	WINKER :BOTH REAR	0.4
		(3,7,8,22,24)	
	616133	BULB, WINKER :FRONT	0.1
		.NOTE: Same time for two units	
	616139	BULB, WINKER :REAR	0.1
		.NOTE: Same time for two units	
	6161G0	BULB, WINKER :FOR 1 VEHICLE ..	0.2
		(10,12)	
	6161D3	BASE, WINKER :RIGHT REAR	0.4
	6161D4	BASE, WINKER :BOTH REAR	0.5
		(10,14)	
+	6161D2	BASE, WINKER :LEFT REAR	0.4

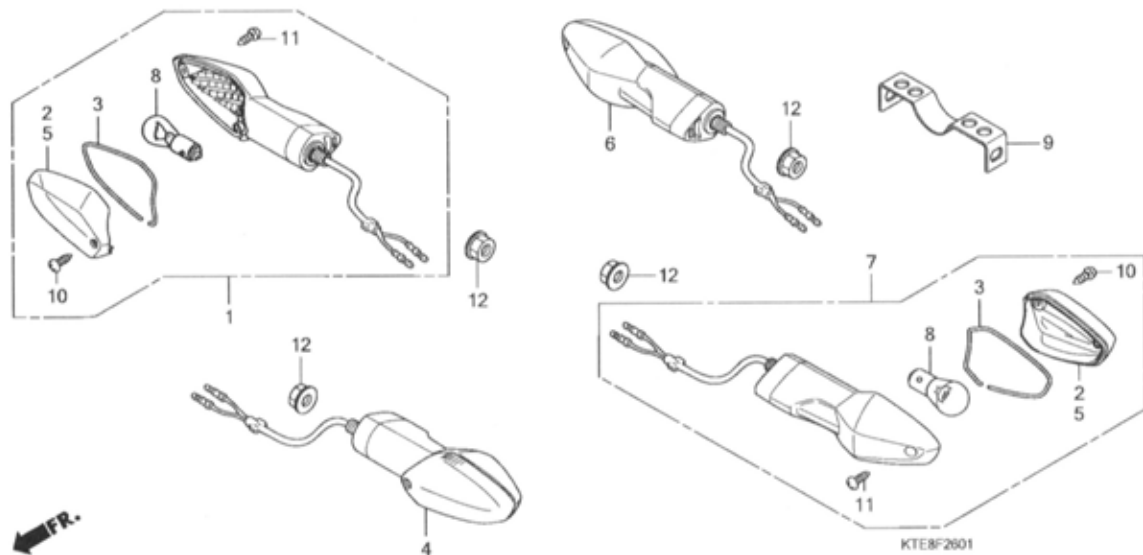
Ref. No.	Part No.	Description	Reqd. QTY					Serial No.	Parts catalogue code
			6	M7	M9	C9	MA		
1	33400-KTE-920	WINKER ASSY., R. FR.	1	-	-	-	-	----- CID,C2ID	
	33400-KTE-931	-	1	-	-	-	----- MCID,MC2ID	
2	33401-KTE-920	BASE, R. WINKER (R. FR.)	1	-	-	-	-	----- CID,C2ID	
	33401-KTE-931 (R. FR.)	-	-	-	1	-	----- MCID,MC2ID	
3	33406-KSP-911	PACKING, LENS	4	-	-	-	-	----- CID,C2ID	
	33406-KTE-931	SEAL, GASKET	-	4	-	-	-	----- MCID,MC2ID	
4	33415-KTE-920	SOCKET COMP., R. WINKER (R. FR.)	1	-	-	-	-	----- CID,C2ID	
	33415-KTE-931 (R. FR.)	-	1	-	-	-	----- MCID,MC2ID	
5	33450-KTE-920	WINKER ASSY., L. FR.	1	-	-	-	-	----- CID,C2ID	
	33450-KTE-931	-	1	-	-	-	----- MCID,MC2ID	
6	33451-KTE-920	BASE, L. WINKER (L. FR.)	1	-	-	-	-	----- CID,C2ID	
	-	-	-	1	-	----- MCID,MC2ID	



Ref. No.	L.O.N.	(Relative ref. Number) Description	F.R.T.
+23	6161D4	BASE, WINKER :BOTH REAR	0.5

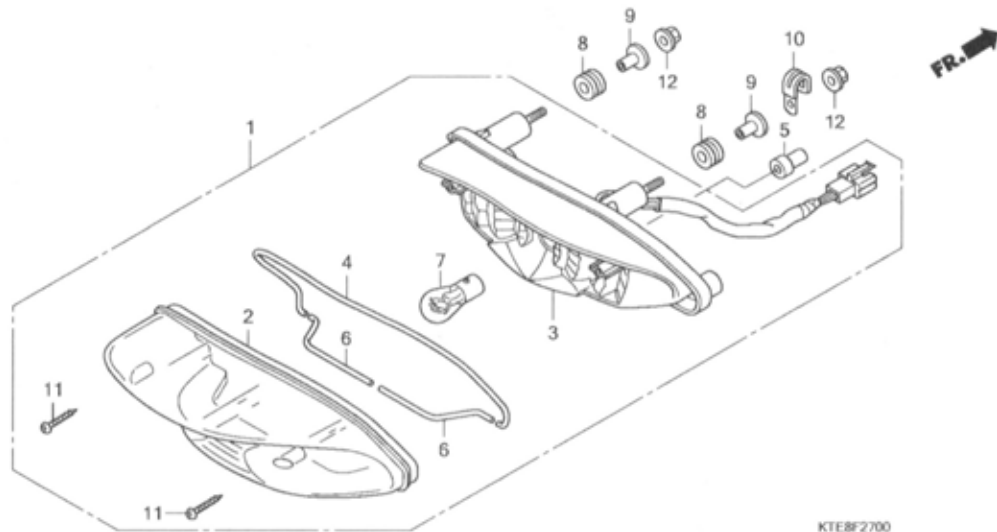
Ref. No.	Part No.	Description	Reqd. QTY					Serial No.	Parts catalogue code
			CBF125	M7	M9	C9	MA		
(6)	33451-KTE-931	BASE, L. WINKER (L. FR.)	-	1	-	-	-	-	
7	33452-KTE-920	LENS, L. WINKER (L. FR.)	-	-	-	1	-	-----	MCID,MC2ID
	33452-KTE-931 (L. FR.)	-	-	-	1	-	-----	CID,C2ID
8	33462-KTE-920	LENS, R. WINKER (R. FR.)	-	-	-	1	-	-----	MCID,MC2ID
	33402-KTE-931 (R. FR.)	-	-	-	1	-	-----	CID,C2ID
9	33465-KTE-920	SOCKET COMP., L. WINKER (L. FR.)	-	-	-	1	-	-----	MCID,MC2ID
	33465-KTE-931 (L. FR.)	-	-	-	1	-	-----	CID,C2ID
10	33491-KSP-912	STAY COMP., WINKER	4	-	-	-	-	-----	MCID,MC2ID
	33941-KTE-931	-	4	-	-	-	-----	CID,C2ID
		-	-	-	4	-	-----	MCID,MC2ID
11	33600-KTE-920	WINKER ASSY., R. RR.	1	-	-	-	-	-----	MCID,MC2ID
		-	-	-	1	-	-----	CID,C2ID

Ref. No.	Part No.	Description	Reqd. QTY					Serial No.	Parts catalogue code
			6	M7	9 M9	C9 MC9	MA		
11)	33600-KTE-931	WINKER ASSY., R. RR.	-	1	-	-	-		
12	33615-KTE-920	SOCKET COMP., R. WINKER (R. RR.)	1	-	-	1	-	MCID,MC2ID	
	33615-KTE-931 (R. RR.)	-	-	-	1	-	CID,C2ID	
13	33650-KTE-920	WINKER ASSY., L. RR.	1	-	-	-	-	MCID,MC2ID	
	33650-KTE-931	-	1	-	-	-	CID,C2ID	
14	33665-KTE-920	SOCKET COMP., L. WINKER (L. RR.)	1	-	-	-	-	MCID,MC2ID	
	33665-KTE-931 (L. RR.)	-	-	-	1	-	CID,C2ID	
15	34904-KTE-910	BULB, WINKER (AMBER)(12V 21W)	4	4	-	4	-	MCID,MC2ID	
	34904-KTE-920	-	4	-	4	-		
16	50186-KTE-911	STAY, RR. WINKER	1	1	-	1	-		
17	90380-MB2-000	SCREW, SPECIAL, 6X8	4	4	-	4	-		
18	93901-22320	SCREW, TAPPING, 3X12	4	-	-	-	-		
	33420-KTE-931	SCREW, TAPPING, 3X7	-	4	-	-	-	CID,C2ID	
19	93901-34480	SCREW, TAPPING, 4X16	4	-	-	-	-	MCID,MC2ID	
	93903-34380	SCREW, TAPPING, 4X12	-	-	-	4	-	CID,C2ID	
20	94050-10000	NUT, FLANGE, 10MM	4	4	-	4	-	MCID,MC2ID	
21	33451-KTE-920	BASE, L. WINKER	1	-	-	-	-		
	33451-KTE-931 (R. RR.)	-	-	-	1	-	CID,C2ID	
22	33452-KTE-920	LENS, L. WINKER	1	-	-	-	-	MCID,MC2ID	
	33452-KTE-931 (R. RR.)	-	-	-	1	-	CID,C2ID	
23	33401-KTE-920	BASE, R. WINKER	1	-	-	-	-	MCID,MC2ID	
	33401-KTE-931 (L. RR.)	-	-	-	1	-	CID,C2ID	
24	33462-KTE-920	LENS, R. WINKER	1	-	-	-	-	MCID,MC2ID	
	33402-KTE-931 (L. RR.)	-	-	-	1	-	CID,C2ID	
		-	1	-	-	-	MCID,MC2ID	



Ref. No.	L.O.N.	(Relative ref. Number) Description	F.R.T.
1	6161Y1	WINKER(A) :RIGHT FRONT	0.7
	6161Y3	WINKER(A) :BOTH FRONT	0.8
2		(3)	
	6161L4	LENS, FRONT WINKER :RIGHT	0.1
	6161M6	LENS, FRONT WINKER :BOTH	0.2
4	6161Y2	WINKER(A) :LEFT FRONT	0.7
	6161Y3	WINKER(A) :BOTH FRONT	0.8
5		(3)	
	6161L3	LENS, FRONT WINKER :LEFT	0.1
	6161M6	LENS, FRONT WINKER :BOTH	0.2
6	6161H0	WINKER(A) :RIGHT REAR	0.4
	6161H1	WINKER(A) :BOTH REAR	0.5
7	6161G9	WINKER(A) :LEFT REAR	0.4
	6161H1	WINKER(A) :BOTH REAR	0.5
8	616133	BULB, WINKER :FRONT	0.1
		.NOTE: Same time for two units	
	616139	BULB, WINKER :REAR	0.1
		.NOTE: Same time for two units	
	6161G0	BULB, WINKER :FOR 1 VEHICLE ..	0.2

Ref. No.	Part No.	Description	Reqd. QTY					Serial No.	Parts catalogue code
			6	M7	M9	C9	MA		
1	33400-KWF-901	WINKER ASSY., R. FR.	-	-	1	-	1		
2	33402-KWF-901	LENS, R. WINKER	-	-	2	-	2		
		(R. FR./L. RR.)							
3	33406-KWF-901	SEAL, GASKET	-	-	4	-	4		
4	33450-KWF-901	WINKER ASSY., L. FR.	-	-	1	-	1		
5	33452-KWF-901	LENS, L. WINKER	-	-	2	-	2		
		(L. FR./R. RR.)							
6	33600-KWF-901	WINKER ASSY., R. RR.	-	-	1	-	1		
7	33650-KWF-901	WINKER ASSY., L. RR.	-	-	1	-	1		
8	34904-KTE-910	BULB, WINKER (AMBER)(12V 21W)	-	-	4	-	4		
	34904-KTE-920	-	-	4	-	4		
9	50186-KWF-900	STAY, RR. WINKER	-	-	1	-	1		
10	93903-34310	SCREW, TAPPING, 4X12	-	-	4	-	4		
11	93903-34380	SCREW, TAPPING, 4X12	-	-	4	-	4		
12	94050-10000	NUT, FLANGE, 10MM	-	-	4	-	4		



KTE8F2700

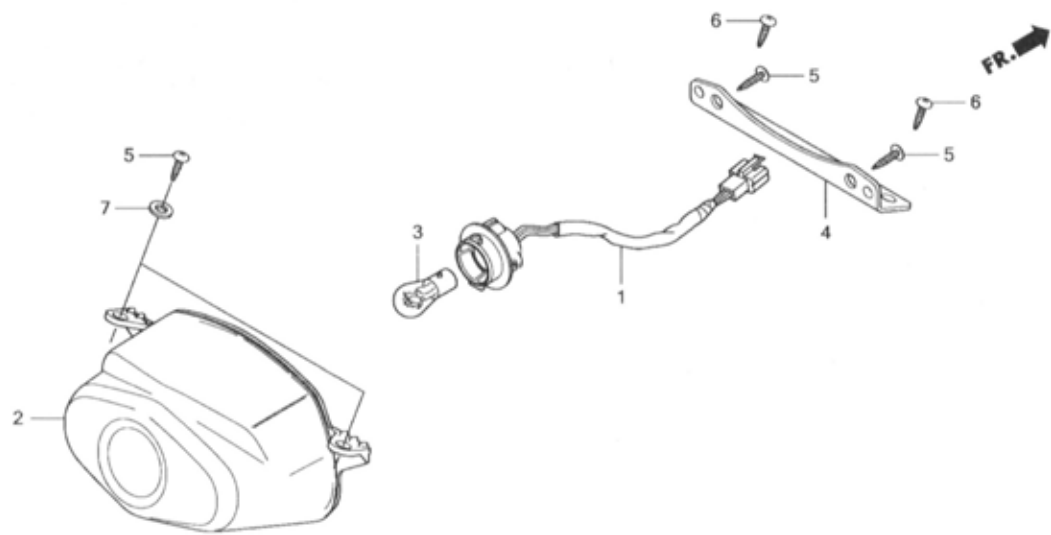
Ref. No.	L.O.N.	(Relative ref. Number) Description	F.R.T.
1	6161H2	TAILLIGHT ASSEMBLY	0.4
3	6161E2	BASE, TAILLIGHT	0.4
7		(2,4)	
	6161G1	BULB, TAILLIGHT	0.1

Ref. No.	Part No.	Description	Reqd. QTY					Serial No.	Parts catalogue code
			CBF125	M7	M9	C9	MA		
1	33701-KTE-910	TAILLIGHT UNIT	1	1	-	1	-		
2	33703-KTE-910	LENS COMP., TAILLIGHT	1	1	-	1	-		
3	33704-KTE-910	BASE COMP., TAILLIGHT	1	1	-	1	-		
4	33705-KTE-910	PACKING, LENS	1	1	-	1	-		
5	33706-KTE-910	GROMMET, TAILLIGHT	1	1	-	1	-		
6	33707-KTE-910	PACKING, LENS	2	2	-	2	-		
7	34906-KRB-900	BULB, TAILLIGHT (12V 21/5W) ..	1	1	-	1	-		
8	61103-357-000	RUBBER, FR. FENDER MOUNTING ..	2	2	-	2	-		
9	61104-KM7-910	COLLAR, FAIRING SETTING	2	2	-	2	-		
10	90651-KTE-910	CLIP, 4X50	1	1	-	1	-		
11	93903-24580	SCREW, TAPPING, 4X20	2	2	-	2	-		
12	94050-05020	NUT, FLANGE, 5MM	2	-	-	-	-		
	94050-05000	-	2	-	2	-		

F-27-1

TAILLIGHT(CBF1259/M9/MA)

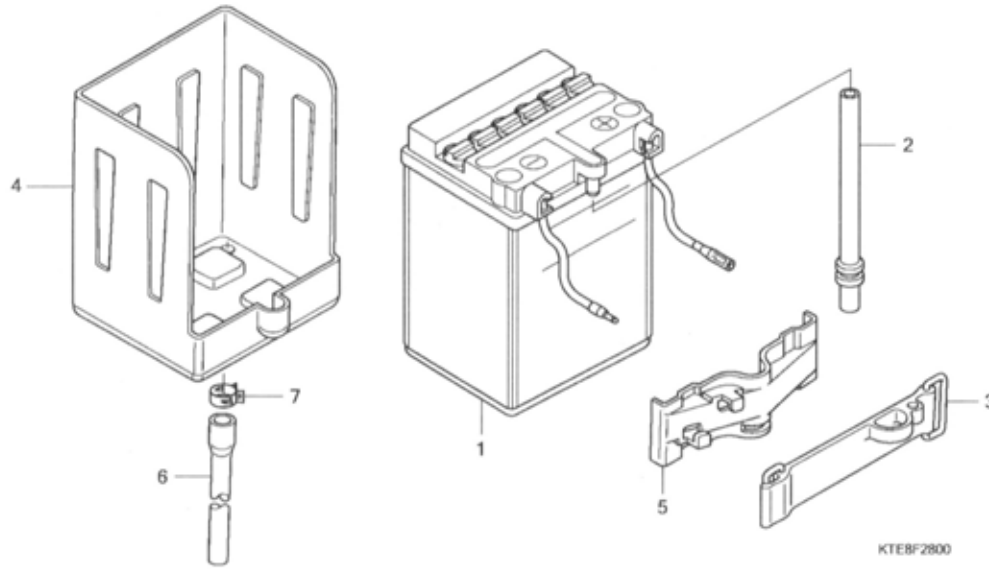
L13



KTEBF2701A

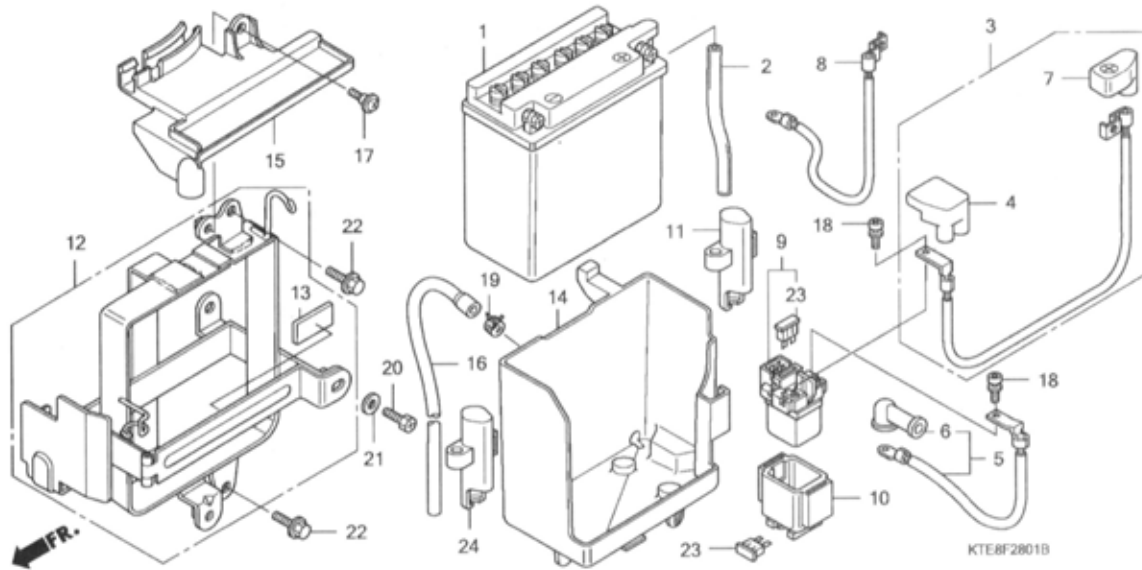
Ref. No.	L.O.N.	(Relative ref. Number) Description	F.R.T.
1	6161E7	SOCKET, TAILLIGHT	0.1
2	6161D5	TAILLIGHT UNIT	0.4
3	6161G1	BULB, TAILLIGHT	0.1

Ref. No.	Part No.	Description	Reqd. QTY					Serial No.	Parts catalogue code
			CBF125						
			6	M7	M9	C9	MA		
1	33703-KWF-901	SOCKET COMP., TAILLIGHT	-	-	1	-	1		
2	33710-KWF-901	TAILLIGHT UNIT	-	-	1	-	1		
3	34906-KWF-900	BULB, TAILLIGHT	-	-	1	-	1		
4	77250-KWF-900	STAY, TAILLIGHT	-	-	1	-	1		
5	93903-24320	SCREW, TAPPING, 4X12	-	-	4	-	4		
6	93913-14280	SCREW, TAPPING, 4x12(P0)	-	-	2	-	2		
7	94103-04800	WASHER, PLAIN, 4MM	-	-	2	-	2		



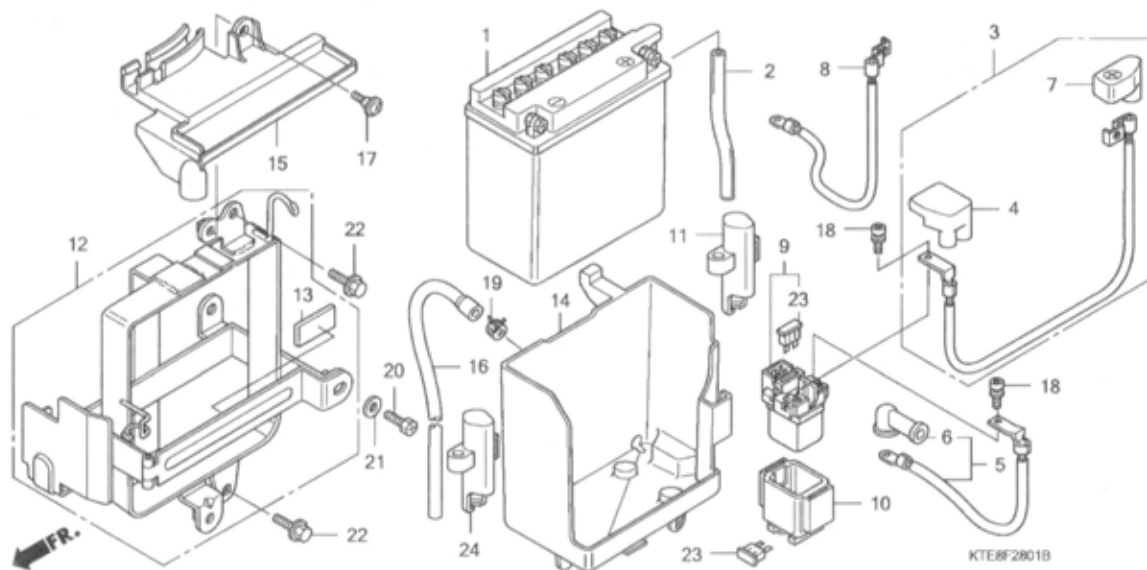
Ref. No.	L.O.N.	(Relative ref. Number) Description	F.R.T.
1	610100	BATTERY	0.2
4	410185	BOX, BATTERY	0.2

Ref. No.	Part No.	Description	Reqd. QTY					Serial No.	Parts catalogue code
			6	M7	M9	C9	MA		
1	31500-KCH-650	BATTERY (YB2.5L-C)	1	-	-	-	-		
2	31502-KTE-910	TUBE, BATTERY BREATHER	1	-	-	1	-	-----	C1D,C21D
3	50381-KTE-910	BAND COMP., BATTERY	1	-	-	-	-	-----	C1D,C21D
4	50385-KTE-910	TRAY, BATTERY	1	-	-	1	-	-----	C1D,C21D
5	50386-KTE-910	COVER, BATTERY	1	-	-	-	-	-----	C1D,C21D
6	50388-KTE-910	TUBE, BATTERY TRAY	1	-	-	-	-	-----	C1D,C21D
7	90602-KPL-900	CLAMP, TUBE (D12.0)	1	-	-	-	-	-----	C1D,C21D

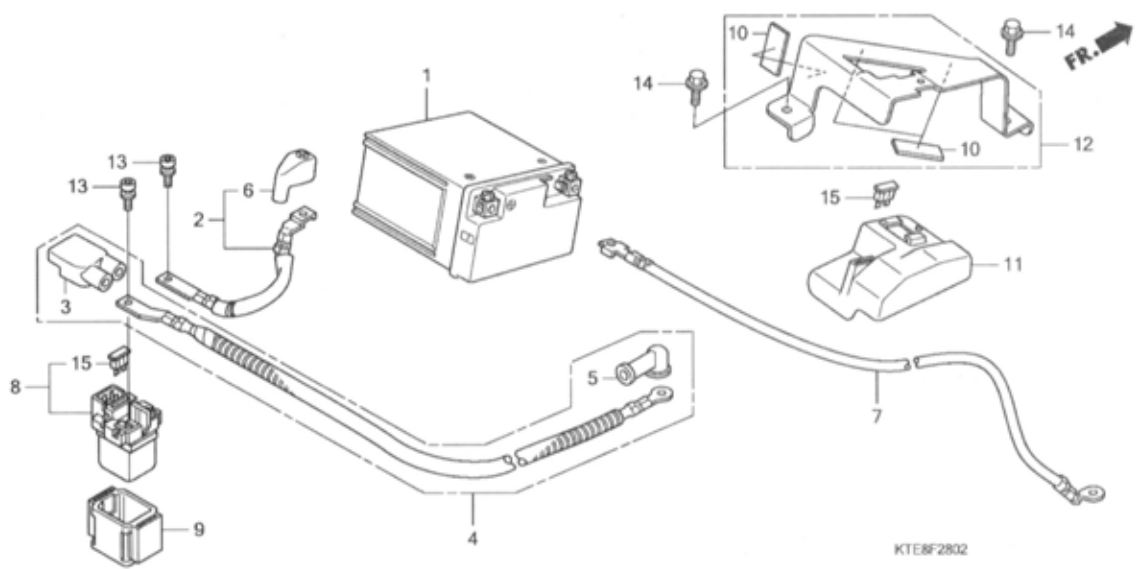


Ref. No.	L.O.N.	(Relative ref. Number) Description	F.R.T.
1	610100	BATTERY	0.2
3	610105	CABLE, POSITIVE BATTERY	0.3
5	612115	CABLE, STARTER MOTOR	0.4
8	610110	CABLE, NEGATIVE BATTERY	0.2
9	615113	SWITCH, STARTER MAGNETIC	0.5
12	410185	BOX, BATTERY	0.4
14	410185	BOX, BATTERY	0.2

Ref. No.	Part No.	Description	Reqd. QTY					Serial No.	Parts catalogue code
			6	M7	M9	C9 MC9	MA		
1	31500-KRP-902	BATTERY (AB5L-B)	-	1	-	-	-	----- ID,MCID,MC2ID,MID,M2ID	
2	31502-KSP-920	TUBE, BATTERY BREATHER	-	1	-	-	-	----- ID,MCID,MC2ID,MID,M2ID	
3	32401-KTE-930	CABLE, STARTER MAGNETIC BATTERY	-	1	-	-	-	----- MCID,MC2ID,MID,M2ID	
4	32406-KAZ-000	COVER, STARTER MAGNETIC TERMINAL	-	1	-	-	-	----- MCID,MC2ID,MID,M2ID	
5	32410-KTE-930	CABLE, STARTER MOTOR	-	1	-	-	-	----- MCID,MC2ID,MID,M2ID	
6	32411-253-000	COVER, STARTER MOTOR TERMINAL	-	1	-	-	-	----- MCID,MC2ID,MID,M2ID	
7	32414-KTC-920	COVER, BATTERY TERMINAL	-	1	-	-	-	----- MCID,MC2ID,MID,M2ID	
8	32601-KTE-930	CABLE, BATTERY EARTH	-	1	-	-	-	----- MCID,MC2ID,MID,M2ID	
9	35850-KEB-620	SWITCH ASSY., STARTER MAGNETIC	-	1	-	-	-	----- MCID,MC2ID,MID,M2ID	
10	35856-KTE-930	RUBBER, SHOCK	-	1	-	-	-	----- MCID,MC2ID,MID,M2ID	
11	38201-KTE-930	HOLDER, FUSE	-	1	-	-	-	----- ID,MCID,MC2ID,MID,M2ID	
12	50380-KWF-900	BOX COMP., BATTERY	-	-	1	-	-	----- ID	
	50380-KTE-930	-	1	-	-	-	----- MCID,MC2ID	



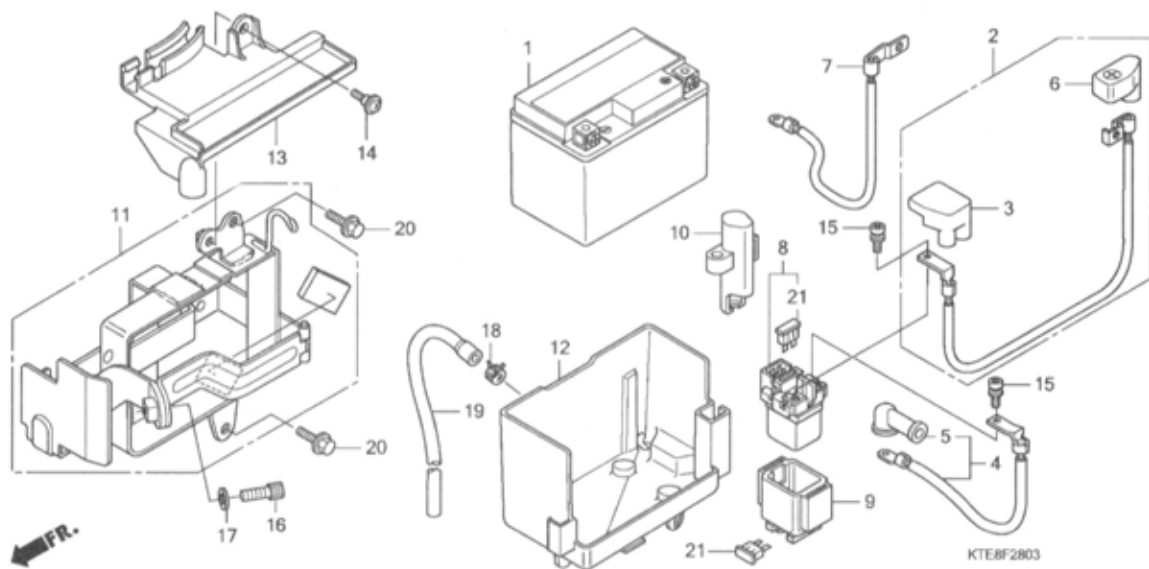
Ref. No.	Part No.	Description	Reqd. QTY					Serial No.	Parts catalogue code
			6	M7	M9	MC9	MA		
12)	50380-KWF-920	BOX COMP., BATTERY	-	-	1	-	-	----- MID,M2ID	
13	50383-GB6-300	RUBBER, BATTERY	-	-	1	-	-	----- ID,MCID,MC2ID,MID,M2ID	
14	50385-KTE-930	TRAY, BATTERY	-	-	1	1	-	----- ID,MCID,MC2ID,MID,M2ID	
15	50386-KTE-930	COVER, BATTERY	-	-	1	1	-	----- ID,MCID,MC2ID,MID,M2ID	
16	50388-KTE-930	TUBE, BATTERY TRAY	-	-	1	-	-	----- ID,MCID,MC2ID,MID,M2ID	
17	90101-GEO-000	SCREW, HINGE PATCH	-	-	1	1	-	----- ID,MCID,MC2ID,MID,M2ID	
18	90111-MR5-000	BOLT, SOCKET, 5X9	-	-	2	-	-	----- MCID,MC2ID,MID,M2ID	
19	90602-KPL-900	CLAMP, TUBE (D12.0)	-	-	1	1	-	----- ID,MCID,MC2ID,MID,M2ID	
20	92301-06012-0A	BOLT, RECESSED, 6X12	-	-	1	1	-	----- ID,MCID,MC2ID,MID,M2ID	
21	94101-06800	WASHER, PLAIN, 6MM	-	-	1	-	-	----- ID,MCID,MC2ID,MID,M2ID	
22	95701-06010-00	BOLT, FLANGE, 6X10	-	-	3	-	-	----- ID,MCID,MC2ID,MID,M2ID	
23	98200-32000	FUSE, BLADE (20A)	-	-	2	3	-	----- ID,MCID,MC2ID,MID,M2ID	
24	38201-KTE-930	HOLDER, FUSE	-	-	2	2	-	----- MCID,MC2ID,MID,M2ID	
			-	-	1	-	-	----- ID	



Ref. No.	L.O.N.	(Relative ref. Number) Description	F.R.T.
1	610100	BATTERY	0.2
2	610105	CABLE, POSITIVE BATTERY	0.2
4	612115	CABLE, STARTER MOTOR	0.3
7	610110	CABLE, NEGATIVE BATTERY	0.2
8	615113	SWITCH, STARTER MAGNETIC	0.3

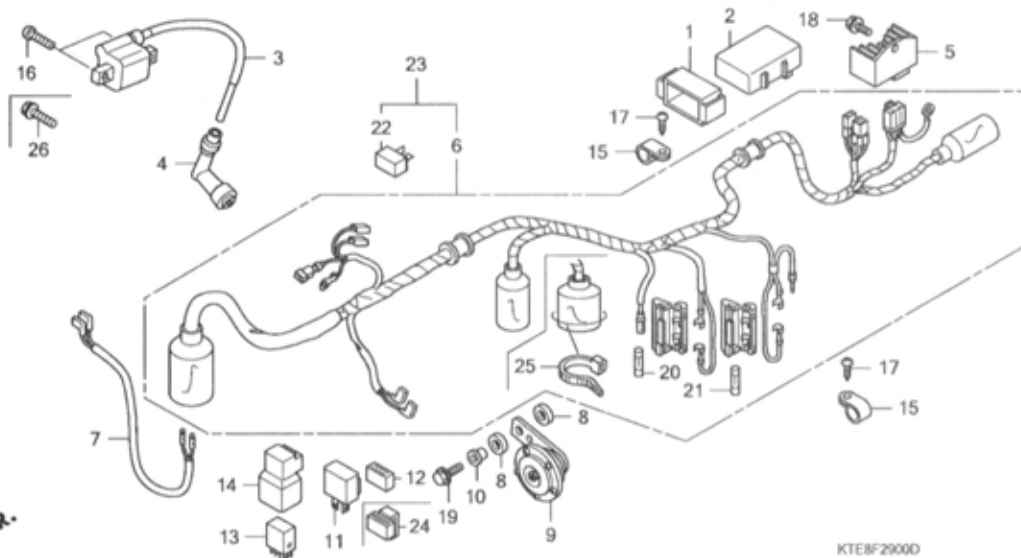
Ref. No.	Part No.	Description	Reqd. QTY					Serial No.	Parts catalogue code
			6	M7	M9	C9	MA		
1	31500-KW3-677	BATTERY (YTX7L-BS) (TIANJIN YUASA)	-	-	1	-	-	----- M3ID	
2	32401-KWF-950	CABLE, STARTER MAGNETIC BATTERY	-	-	1	-	-	----- M3ID	
3	32406-KVN-900	COVER, STARTER MAGNETIC TERMINAL	-	-	1	-	-	----- M3ID	
4	32410-KWF-950	CABLE, STARTER MOTOR	-	-	1	-	-	----- M3ID	
5	32411-253-000	COVER, STARTER MOTOR TERMINAL	-	-	1	-	-	----- M3ID	
6	32413-KRJ-760	COVER, BATTERY TERMINAL	-	-	1	-	-	----- M3ID	
7	32601-KWF-950	CABLE, BATTERY EARTH	-	-	1	-	-	----- M3ID	
8	35850-KEB-620	SWITCH ASSY., STARTER MAGNETIC	-	-	1	-	-	----- M3ID	
9	35856-KAB-000	RUBBER, SHOCK	-	-	1	-	-	----- M3ID	
10	50383-GB6-300	RUBBER, BATTERY	-	-	3	-	-	----- M3ID	
11	80110-KWF-950	COVER, BATTERY	-	-	1	-	-	----- M3ID	
12	80111-KWF-950	BAND, BATTERY	-	-	1	-	-	----- M3ID	
13	90111-MR5-000	BOLT, SOCKET, 5X9	-	-	2	-	-	----- M3ID	
14	95701-06012-07	BOLT, FLANGE, 6X12	-	-	2	-	-	----- M3ID	
15	98200-32000	FUSE, BLADE (20A)	-	-	2	-	-	----- M3ID	

KTE8F2802



Ref. No.	L.O.N.	(Relative ref. Number) Description	F.R.T.
1	610100	BATTERY	0.2
2	610105	CABLE, POSITIVE BATTERY	0.3
4	612115	CABLE, STARTER MOTOR	0.4
7	610110	CABLE, NEGATIVE BATTERY	0.2
8	615113	SWITCH, STARTER MAGNETIC	0.5
11	410185	BOX, BATTERY	0.4
12	410185	BOX, BATTERY	0.2

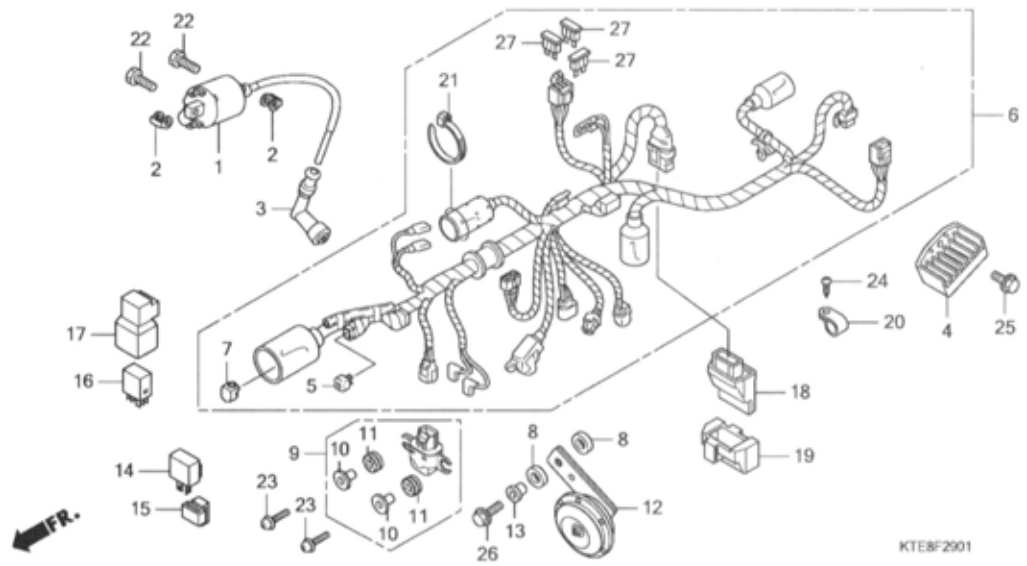
Ref. No.	Part No.	Description	Reqd. QTY					Serial No.	Parts catalogue code
			6	M7	M9	MC9	MA		
1	31500-KVT-941	BATTERY ASSY. (MF4)	-	-	-	-	1		
2	32401-KWF-840	CABLE, STARTER MAGNETIC BATTERY	-	-	-	-	1		
3	32406-KAZ-000	COVER, STARTER MAGNETIC TERMINAL	-	-	-	-	1		
4	32410-KWF-840	CABLE, STARTER MOTOR	-	-	-	-	1		
5	32411-253-000	COVER, STARTER MOTOR TERMINAL	-	-	-	-	1		
6	32414-KTC-920	COVER, BATTERY TERMINAL	-	-	-	-	1		
7	32601-KWF-840	CABLE, BATTERY EARTH	-	-	-	-	1		
8	35850-KEB-620	SWITCH ASSY., STARTER MAGNETIC	-	-	-	-	1		
9	35856-KTE-930	RUBBER, SHOCK	-	-	-	-	1		
10	38201-KTE-930	HOLDER, FUSE	-	-	-	-	1		
11	50380-KWF-840	BOX COMP., BATTERY	-	-	-	-	1		
12	50385-KWF-840	TRAY, BATTERY	-	-	-	-	1		
13	50386-KTE-930	COVER, BATTERY	-	-	-	-	1		
14	90101-GE0-000	SCREW, HINGE PATCH	-	-	-	-	1		
15	90111-MR5-000	BOLT, SOCKET, 5X9	-	-	-	-	2		
16	92301-06012-0A	BOLT, RECESSED, 6X12	-	-	-	-	1		
17	94101-06800	WASHER, PLAIN, 6MM	-	-	-	-	1		
18	95002-40850-08	CLAMP, TUBE (Ø8.5)	-	-	-	-	1		
19	95005-50430-30	TUBE, 5X430(95005-50001-30M)	-	-	-	-	1		
20	95701-06010-00	BOLT, FLANGE, 6X10	-	-	-	-	3		
21	98200-32000	FUSE, BLADE (20A)	-	-	-	-	2		



Ref. No.	L.O.N.	(Relative ref. Number) Description	F.R.T.
2	6141A1	IGNITION CONTROL MODULE	0.4
3	614105	COIL, IGNITION	0.4
5	6131B2	RECTIFIER, REGULATE	0.4
6		(23)	
	611100	HARNESS, WIRE	0.9
9	616169	HORN	0.1
11	6111C3	RELAY, WINKER	0.2
13	6111M4	RELAY, PASSING	0.2

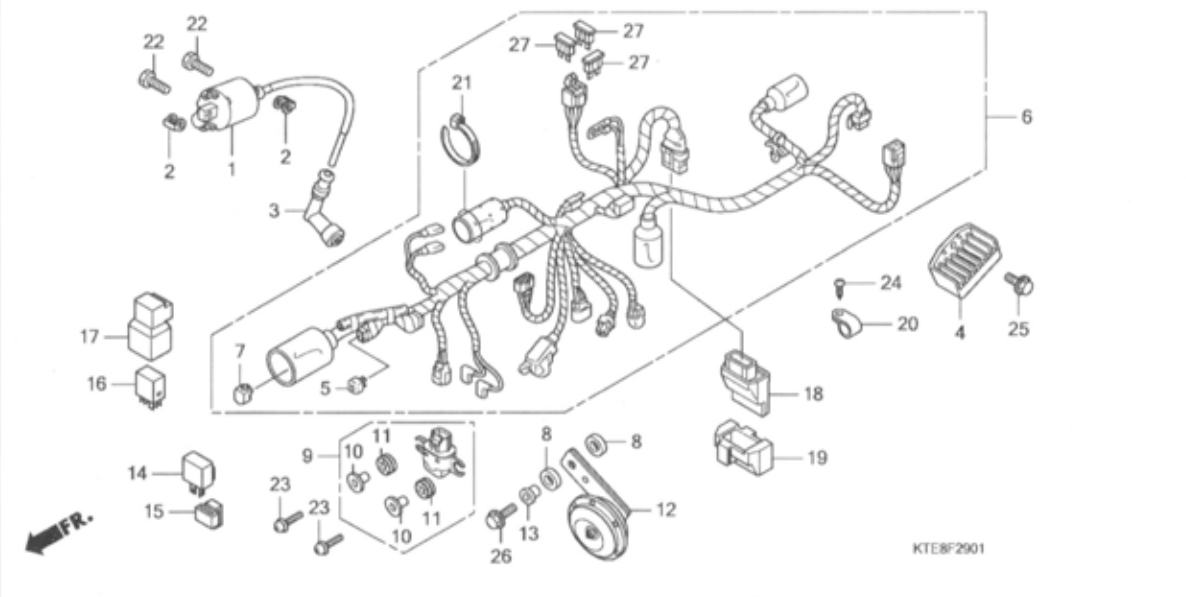
Ref. No.	Part No.	Description	Reqd. QTY					Serial No.	Parts catalogue code
			6	M7	M9	C9	MA		
1	30401-KTE-910	CUSHION, C.D.I. UNIT	1	1	-	1	1	----- ID,MID,M2ID	
2	30410-KTE-911	C.D.I. UNIT	1	-	-	-	-	----- CID,C2ID	
	30410-KWF-901	-	-	1	-	-	----- ID,MID,M2ID	
	30410-KWF-841	-	-	-	1	-	-----	
	30410-KTE-931	C.D.I. UNIT COMP., DIGITAL ..	-	1	-	-	-	----- MCID,MC2ID	
3	30500-KTE-910	COIL COMP., IGNITION	1	1	-	1	-	----- ID,MID,M2ID	
	30500-KWF-841	-	-	1	-	1	-----	
4	30700-KSP-910	CAP ASSY., NOISE SUPPRESSOR ..	1	1	-	1	-	----- ID,MID,M2ID	
	30700-KWF-900	-	-	1	-	-	-----	
5	31600-KSP-911	RECTIFIER COMP., REGULATOR ..	1	1	-	-	-	----- ID,MID,M2ID	
	31600-KSP-861	-	-	1	-	-	-----	
	31600-KWF-841	-	-	-	1	-	-----	
6	32100-KTE-911	HARNESS, WIRE	1	-	-	-	-	----- CID,C2ID	
	32100-KWF-900	-	-	1	-	-	----- ID	
7	32102-KCC-840	SUB CORD	1	1	-	1	-	----- C2ID,MC2ID,M2ID,2ID	
8	33714-KL3-620	RUBBER, TAILLIGHT BRACKET ...	2	2	-	2	2	----- ID,MID,M2ID	
		-	-	2	-	-	-----	
9	38110-KTE-910	HORN COMP. (HIGH)	1	1	-	1	1	----- ID,MID,M2ID	
		-	-	1	-	-	-----	
10	38117-KFE-701	COLLAR, HORN SETTING	1	1	-	1	1	----- ID,MID,M2ID	
		-	-	1	-	-	-----	

Ref. No.	Part No.	Description	Reqd. QTY					Serial No.	Parts catalogue code
			6	M7	9 M9	C9 MC9	MA		
11	38301-KPL-901	RELAY COMP., WINKER	1	1	-	1	1		
12	38306-KTE-910	SUSPENSION, WINKER RELAY	1	1	-	1	-	-----	ID,MID,M2ID
13	38502-KSP-910	RELAY COMP., POWER (MICRO ISO 5P)	1	1	-	1	1		
14	38506-KSP-910	SUSPENSION, POWER RELAY	1	1	-	1	1	-----	ID,MID,M2ID
15	90628-750-000	CLIP (14MM)	2	2	-	2	1	-----	ID,MID,M2ID
16	93500-06020-OH	SCREW, PAN, 6X20	2	2	-	2	-		
17	93903-24320	SCREW, TAPPING, 4X12	2	2	-	2	1	-----	ID,MID,M2ID
18	95701-06012-00	BOLT, FLANGE, 6X12	1	1	-	1	1	-----	ID,MID,M2ID
19	95701-06020-08	BOLT, FLANGE, 6X20	1	1	-	1	1	-----	ID,MID,M2ID
20	98200-11000	FUSE A (10A)	2	-	-	-	-	-----	CID,C2ID,ID
21	98200-11500	FUSE (15A)	2	2	-	2	2	-----	ID,MID,M2ID
22	31700-124-008	RECTIFIER ASSY., SILICON (SHINDENGEN)	-	1	-	-	1	-----	MCID,MC2ID,MID,M2ID
23	32100-KTE-930	HARNESS, WIRE	-	1	-	-	-	-----	MCID,MC2ID
	32100-KWF-920	-	-	-	1	-	-----	MID,M2ID
	32100-KWF-840	-	-	-	-	1	-----	
24	38306-GE7-000	SUSPENSION, WINKER RELAY	-	-	1	-	-	-----	ID,MID,M2ID
25	90651-KV6-003	BAND, WIRE, 165MM(BLACK)	-	-	1	-	-	-----	ID,MID,M2ID
26	96001-06020-00	BOLT, FLANGE, 6X20	-	-	2	-	-	-----	ID,MID,M2ID

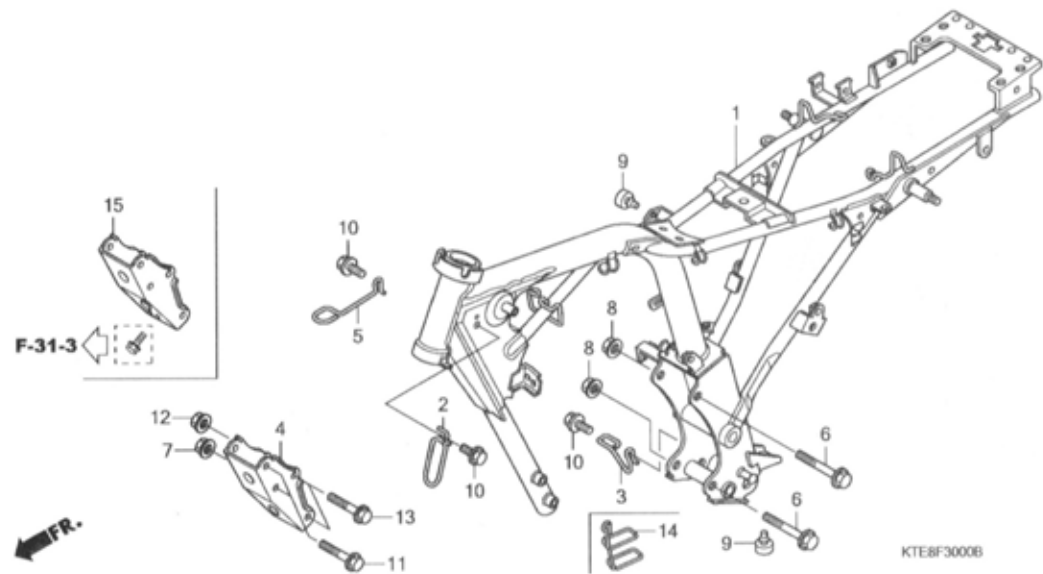


Ref. No.	L.O.N.	(Relative ref. Number) Description	F.R.T.
1	614105	COIL, IGNITION	0.5
4	6131B2	RECTIFIER, REGULATE	0.4
6	611100	HARNESS, WIRE	1.1
9	617125	SENSOR, BANK ANGLE	0.3
12	616169	HORN	0.1
14	6111C3	RELAY, WINKER	0.3
18	618135	ENGINE CONTROL MODULE(ECM) ...	0.3

Ref. No.	Part No.	Description	Reqd. QTY					Serial No.	Parts catalogue code
			6	M7	M9	M9	MA		
1	30510-KTY-D31	COIL COMP., IGNITION	-	-	1	-	-	-----	M3ID
2	30520-ML7-000	SPACER, IGNITION COIL	-	-	2	-	-	-----	M3ID
3	30700-KWF-950	CAP ASSY., NOISE SUPPRESSOR ..	-	-	1	-	-	-----	M3ID
4	31600-KSP-861	RECTIFIER COMP., REGULATOR ..	-	-	1	-	-	-----	M3ID
5	31700-124-008	RECTIFIER ASSY., SILICON (SHINDENGEN)	-	-	1	-	-	-----	M3ID
6	32100-KWF-960	HARNESS, WIRE	-	-	1	-	-	-----	M3ID
7	32606-GEV-761	CAP, DUMMY (4P)(RED)	-	-	1	-	-	-----	M3ID
8	33714-KL3-620	RUBBER, TAILLIGHT BRACKET ...	-	-	2	-	-	-----	M3ID
9	35160-KWF-951	SENSOR ASSY., BANK ANGLE	-	-	1	-	-	-----	M3ID
10	35162-MFA-D01	COLLAR	-	-	2	-	-	-----	M3ID
11	35163-MBZ-C50	GROMMET	-	-	2	-	-	-----	M3ID
12	38110-KTE-910	HORN COMP. (HIGH)	-	-	1	-	-	-----	M3ID
13	38117-KFE-701	COLLAR, HORN SETTING	-	-	1	-	-	-----	M3ID
14	38301-KPL-901	RELAY COMP., WINKER	-	-	1	-	-	-----	M3ID
15	38306-GE7-000	SUSPENSION, WINKER RELAY	-	-	1	-	-	-----	M3ID
16	38502-KSP-910	RELAY COMP., POWER (MICRO ISO 5P)	-	-	1	-	-	-----	M3ID
17	38506-KSP-910	SUSPENSION, POWER RELAY	-	-	1	-	-	-----	M3ID
18	38770-KWF-961	PGM-FI UNIT	-	-	1	-	-	-----	M3ID
19	38771-KTW-900	CUSHION, PGM-FI UNIT	-	-	1	-	-	-----	M3ID
20	90628-750-000	CLIP (14MM)	-	-	1	-	-	-----	M3ID
21	90651-KV6-003	BAND, WIRE, 165MM(BLACK)	-	-	1	-	-	-----	M3ID
22	92101-06020-4J	BOLT, HEX., 6X20	-	-	2	-	-	-----	M3ID
23	93891-04022-07	SCREW-WASHER, 4X22	-	-	2	-	-	-----	M3ID



Ref. No.	Part No.	Description	Reqd. QTY					Serial No.	Parts catalogue code
			6	M7	M9	C9	MA		
24	93903-24320	SCREW, TAPPING, 4X12	-	-	1	-	-	-----	M3ID
25	95701-06012-00	BOLT, FLANGE, 6X12	-	-	1	-	-	-----	M3ID
26	95701-06020-08	BOLT, FLANGE, 6X20	-	-	1	-	-	-----	M3ID
27	98200-41000	FUSE, MINI (10A)	-	-	3	-	-	-----	M3ID



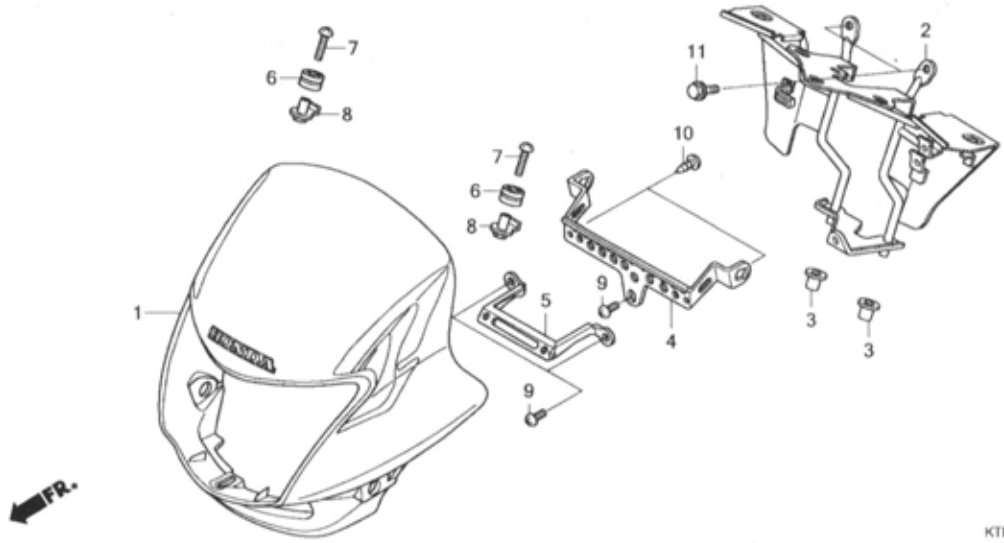
Ref. No.	L.O.N.	(Relative ref. Number) Description	F.R.T.
1	410100	BODY, FRAMEINCLUDES: Engine removal and installation	5.5
	4101Y6	BODY, FRAME(A)INCLUDES: Engine removal and installation	5.6
	4101B6	BODY, FRAME(B)INCLUDES: Engine removal and installation .NOTE: '10 model	5.7
4	4101ND	PLATE, FRONT ENGINE HANGER ...	0.2
15	4101BH	PLATE, FRONT ENGINE HANGER(A)NOTE: '10 model	0.4

Ref. No.	Part No.	Description	Reqd. QTY					Serial No.	Parts catalogue code
			6	M7	M9	MC9	MA		
1	50100-KTE-912	BODY COMP., FRAME	1	-	-	-	-		
	50100-KTE-930	-	1	-	-	-		
	50100-KWF-900	-	-	1	-	-	----- MC1D,MC21D	
	50100-KWF-960	-	-	1	-	-	----- ID,MID,M21D	
	50100-KTE-913	-	-	1	-	-	----- M31D	
	50100-KWF-840	-	-	-	1	-	----- CID,C21D	
2	50187-KTE-910	GUIDE, MAIN HARNESS	1	1	1	1	1		
3	50296-KTE-910	GUIDE, DRAIN HOSE	1	1	-	1	-		
4	50351-KTE-910	PLATE, FR. ENGINE HANGER ...	1	1	-	1	-		
	50351-KWF-900	-	-	1	-	-		
5	50721-KTE-910	GUIDE, CLUTCH CABLE	1	1	-	1	-		
6	90019-399-010	BOLT, FLANGE, 10X110	2	2	2	2	2		
7	94050-08000	NUT, FLANGE, 8MM	2	2	-	2	-		
	94050-10000	NUT, FLANGE, 10MM	-	-	2	-	2		
8	94050-10000	NUT, FLANGE, 10MM	2	2	2	2	2		
9	95011-62000	RUBBER B, STAND STOPPER	2	2	1	2	1		
10	95701-06012-00	BOLT, FLANGE, 6X12	3	3	2	3	2		
11	95801-08085-00	BOLT, FLANGE, 8X85	2	2	-	2	-		
	95801-10085-00	BOLT, FLANGE, 10X85	-	-	2	-	2		
12	94050-08000	NUT, FLANGE, 8MM	2	2	-	2	2		
		-	-	2	-	-		
13	95801-08085-00	BOLT, FLANGE, 8X85	2	2	-	2	2		
		-	-	2	-	-		
14	50296-KWF-900	GUIDE, DRAIN HOSE	-	-	1	-	1		
15	50351-KWF-840	PLATE, FR. ENGINE HANGER	-	-	-	-	1		

F-31

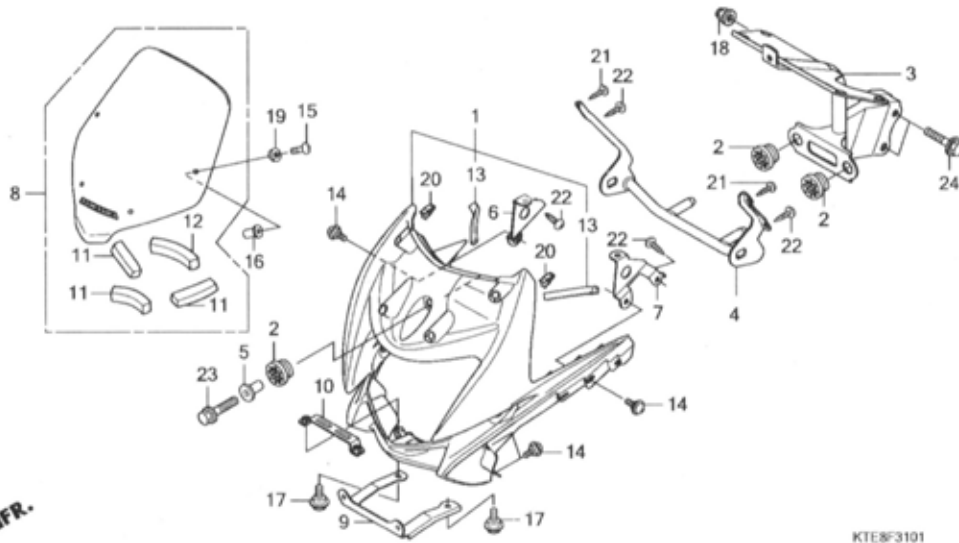
FRONT COWL(CBF1256/M7/C9/MC9)

M 8



Ref. No.	L.O.N.	(Relative ref. Number) Description	F.R.T.
1	4111L3	COWL, FRONT CENTER	0.4
2	411105	STAY, FRONT COVER	0.5

Ref. No.	Part No.	Description	Reqd. QTY					Serial No.	Parts catalogue code
			CBF125	M7	M9	C9	MC9		
1	61300-KTE-910ZA	VISOR SET, FR. *TYPE1*(WL) ..	1	1	-	-	-		
	61300-KTE-910ZB	VISOR SET, FR. *TYPE2*(WL) ..	1	1	-	-	-		
	61300-KTE-910ZC	VISOR SET, FR. *TYPE3*(WL) ..	1	1	-	-	-		
	61300-KTE-910ZD	VISOR SET, FR. *TYPE4*(WL) ..	1	1	-	-	-		
	61300-KTE-910ZE	VISOR SET, FR. *TYPE5*(WL) ..	1	1	-	-	-		
	61300-KTE-910ZF	VISOR SET, FR. *TYPE6*(WL) ..	1	1	-	-	-		
	61300-KTE-850ZA	VISOR SET, FR. *TYPE1*(WL) ..	-	-	-	1	-		
	61300-KTE-850ZB	VISOR SET, FR. *TYPE2*(WL) ..	-	-	-	1	-		
	61300-KTE-850ZC	VISOR SET, FR. *TYPE3*(WL) ..	-	-	-	1	-		
	61300-KTE-850ZD	VISOR SET, FR. *TYPE4*(WL) ..	-	-	-	1	-		
	61300-KTE-850ZE	VISOR SET, FR. *TYPE5*(WL) ..	-	-	-	1	-		
2	61311-KTE-910	STAY, FR. COWL	1	1	-	1	-		
3	61312-149-300	BOOT, HEADLIGHT BRACKET	2	2	-	2	-		
4	61315-KTE-911	STAY, FR. WINKER	1	1	-	1	-		
5	64315-KTE-910	STAY, FR. NUMBER PLATE	1	1	-	1	-		
6	64615-KR1-860	RUBBER, LOWER COWL MOUNTING ..	2	2	-	2	-		
7	90001-GW2-000	SCREW, TRUSS, 6X20	2	2	-	2	-		
8	90310-KTE-910	NUT, FR. COWL	2	2	-	2	-		
9	93500-06012-0A	SCREW, PAN, 6X12	3	3	-	3	-		
10	93903-24320	SCREW, TAPPING, 4X12	2	2	-	2	-		
11	96001-06012-00	BOLT, FLANGE, 6X12	2	2	-	2	-		



KTE8F3101

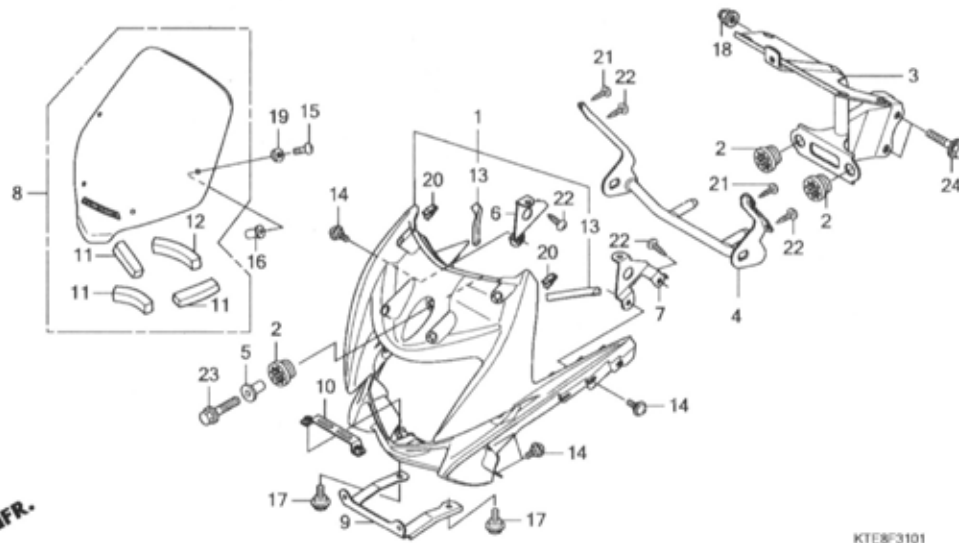
Ref. No.	L.O.N.	(Relative ref. Number) Description	F.R.T.
1	4111B4	COWL, UPPER	0.7
4	(3)		
4	4111G0	STAY, FRONT COVER :UPPER	0.8
8	4111I5	WINDSCREEN SET	0.1

Ref. No.	Part No.	Description	Reqd. QTY					Serial No.	Parts catalogue code
			CBF125	M7	M9	C9	MA		
1	61301-KWF-900ZA	COWL, FR.	6						
		NH1.....BLACK	-	-	1	-	-		
	61301-KWF-900ZB	*NH194MU*	-	-	1	-	-	----- ID,MID,M2ID	
		HEAVY GRAY METALLIC-U	-	-	1	-	-		
	61300-KWF-840ZE	COWL SET, FR. *TYPE1*(WL) ...	-	-	-	-	1		
	61300-KWF-840ZF	COWL SET, FR. *TYPE2*(WL) ...	-	-	-	-	1		
	61300-KWF-840ZG	COWL SET, FR. *TYPE3*(WL) ...	-	-	-	-	1		
	61300-KWF-840ZH	COWL SET, FR. *TYPE4*(WL) ...	-	-	-	-	1		
2	61304-KRY-900	RUBBER, HEADLIGHT CASE MOUNTING	-	-	3	-	3		
3	61311-KWF-900	STAY COMP., FR. COWL	-	-	1	-	-		
	61311-KWF-840	-	-	-	-	1		
4	61312-KWF-900	STAY COMP., FR. WINKER	-	-	1	-	1		
5	61315-KWF-900	COLLAR, FR. COWL	-	-	1	-	1		
6	61395-KWF-900	STAY, R. FR. PANEL	-	-	1	-	1		
7	61396-KWF-900	STAY, L. FR. PANEL	-	-	1	-	1		
8	64100-KWF-900ZA	SCREEN SET, WIND *TYPE1*(WL)	-	-	1	-	1		
9	64315-KWF-900	STAY, FR. NUMBER PLATE	-	-	1	-	1		
10	64316-KWF-900	BRACKET, NUMBER PLATE STAY ..	-	-	1	-	1		
11	64500-KWF-900	CUSHION A, WINDSCREEN	-	-	3	-	3		
12	64510-KWF-900	CUSHION B, WINDSCREEN	-	-	1	-	1		
13	64530-KWF-900	CUSHION, FR. COWL	-	-	2	-	2		
14	90101-GEO-000	SCREW, HINGE PATCH	-	-	6	-	6		
15	90109-MT3-000	SCREW, TRUSS, 5X20	-	-	4	-	4		
16	90111-MM9-000	NUT, COWL SETTING, 5MM	-	-	4	-	4		
17	90111-KWF-900	BOLT, FLANGE, 6MM	-	-	2	-	2		

F-31-1

FRONT COWL(CBF1259/M9/MA)

M10

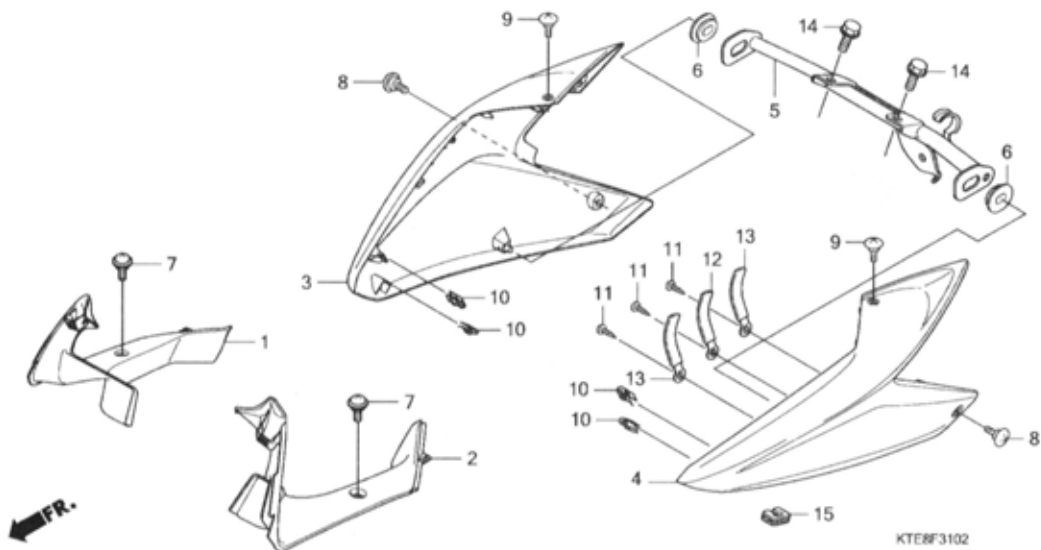


Ref. No.	Part No.	Description	Reqd. QTY					Serial No.	Parts catalogue code
			6	M7	9 M9	C9 MC9	MA		
18	90301-KBW-940	NUT, CAP, 8MM	-	-	2	-	2		
19	90504-964-000	WASHER, THRUST, 5MM	-	-	4	-	4		
20	90666-SDA-A01	CLIP, SNAP FITTING (PO) (NATURAL)	-	-	2	-	2		
21	93903-34420	SCREW, TAPPING, 4X16	-	-	2	-	2		
22	93903-35320	SCREW, TAPPING, 5X16	-	-	4	-	4		
23	95701-06028-07	BOLT, FLANGE, 6X28	-	-	1	-	1		
24	95801-08040-00	BOLT, FLANGE, 8X40	-	-	2	-	2		

F-31-2

FRONT SIDE COWL (CBF1259/M9/MA)

M11

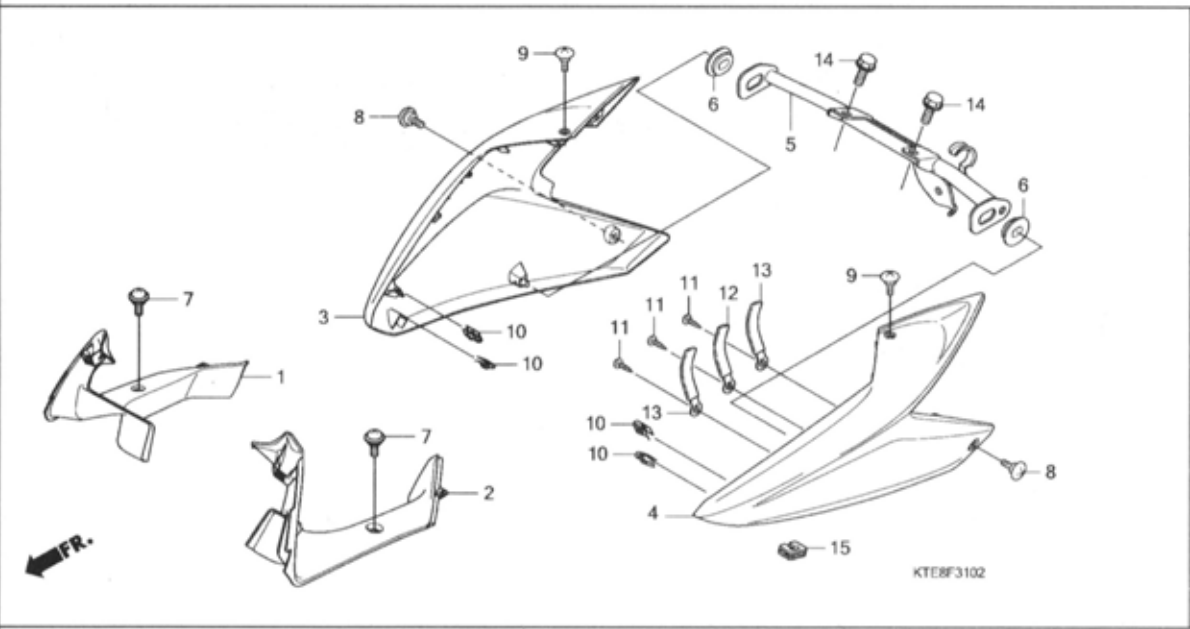



Ref. No.	L.O.N.	(Relative ref. Number) Description	F.R.T.
1	4111D9	COWL, INNER :RIGHT	0.3
	4111E0	COWL, INNER :BOTH	0.4
2	4111D8	COWL, INNER :LEFT	0.3
	4111E0	COWL, INNER :BOTH	0.4
3	4111L5	COWL, FRONT :RIGHT	0.2
	4111L6	COWL, FRONT :BOTH	0.4
4	4111L4	COWL, FRONT :LEFT	0.2
	4111L6	COWL, FRONT :BOTH	0.4
5	4111V0	STAY, FRONT COWL LOWER	0.2

Ref. No.	Part No.	Description	Reqd. QTY					Serial No.	Parts catalogue code
			CBF125						
			6	M7	M9	MC9	MA		
1	61330-KWF-900	PANEL, R. FR. COWL	-	-	1	-	1		
2	61340-KWF-900	PANEL, L. FR. COWL	-	-	1	-	1		
3	64201-KWF-900ZA	COWL SET, R. FR. *TYPE1*(WL)	-	-	1	-	-	-----	ID
	64201-KWF-900ZB	COWL SET, R. FR. *TYPE2*(WL)	-	-	1	-	-	-----	ID
	64201-KWF-930ZF	COWL SET, R. FR. (WL)	-	-	-	-	-	-----	
		NH1.....BLACK	-	-	1	-	-	-----	MID,M2ID
	64201-KWF-930ZG	*R321*.....SPORTS RED	-	-	1	-	-	-----	MID,M2ID
	64201-KWF-930ZJ	*NHB06M 1*	-	-	-	-	-	-----	
		SPACE SILVER METALLIC	-	-	1	-	-	-----	ID,MID,M2ID
	64201-KWF-930ZK	*Y163P 1*	-	-	-	-	-	-----	
		PEARL FLASH YELLOW	-	-	1	-	-	-----	MID,M2ID
	64201-KWF-930ZL	*Y206P*...PEARL SPORTS YELLOW	-	-	1	-	-	-----	ID
	64201-KWF-960ZA	*NHB06M*SPACE SILVER METALLIC	-	-	1	-	-	-----	M3ID
	64201-KWF-960ZB	*R101CU*...CANDY GLORY RED-U	-	-	1	-	-	-----	M3ID
	64201-KWF-840ZA	COWL SET, R. FR. *TYPE1*(WL)	-	-	-	-	1	-----	
	64201-KWF-840ZB	COWL SET, R. FR. *TYPE2*(WL)	-	-	-	-	1	-----	
	64201-KWF-840ZC	COWL SET, R. FR. *TYPE3*(WL)	-	-	-	-	1	-----	
	64201-KWF-840ZD	COWL SET, R. FR. *TYPE4*(WL)	-	-	-	-	1	-----	
4	64202-KWF-900ZA	COWL SET, L. FR. *TYPE1*(WL)	-	-	1	-	-	-----	ID
	64202-KWF-900ZB	COWL SET, L. FR. *TYPE2*(WL)	-	-	1	-	-	-----	ID
	64202-KWF-930ZF	COWL SET, L. FR. (WL)	-	-	-	-	-	-----	
		NH1.....BLACK	-	-	1	-	-	-----	MID,M2ID
	64202-KWF-930ZG	*R321*.....SPORTS RED	-	-	1	-	-	-----	MID,M2ID
	64202-KWF-930ZJ	*NHB06M 1*	-	-	-	-	-	-----	
		SPACE SILVER METALLIC	-	-	1	-	-	-----	ID,MID,M2ID
	64202-KWF-930ZK	*Y163P 1*	-	-	-	-	-	-----	
		PEARL FLASH YELLOW	-	-	1	-	-	-----	MID,M2ID
	64202-KWF-930ZL	*Y206P*...PEARL SPORTS YELLOW	-	-	1	-	-	-----	ID

F-31-2

FRONT SIDE COWL (CBF1259/M9/MA)



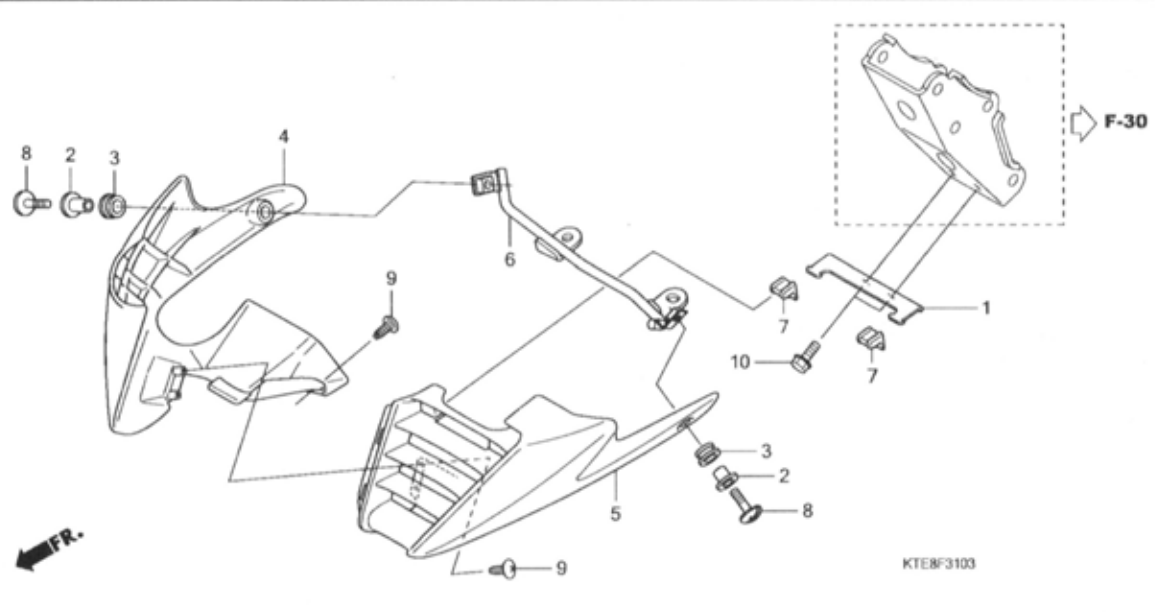
Ref. No.	Part No.	Description	Reqd. QTY					Serial No.	Parts catalogue code
			6	M7	M9	MC9	MA		

(4)	64202-KWF-960ZB	COWL SET, L. FR. (WL) *R101CU*...CANDY GLORY RED-U	-	-	1	-	-	-----	M31D
	64202-KWF-840ZA	COWL SET, L. FR. *TYPE1*(WL)	-	-	-	-	1		
	64202-KWF-840ZB	COWL SET, L. FR. *TYPE2*(WL)	-	-	-	-	1		
	64202-KWF-840ZC	COWL SET, L. FR. *TYPE3*(WL)	-	-	-	-	1		
	64202-KWF-840ZD	COWL SET, L. FR. *TYPE4*(WL)	-	-	-	-	1		
5	64520-KWF-900	STAY, LOWER COWL	-	-	1	-	1		
6	83551-300-000	GROMMET, AIR CLEANER CASE ...	-	-	2	-	2		
7	90101-GE0-000	SCREW, HINGE PATCH	-	-	2	-	2		
8	90104-GT8-600	SCREW, SPECIAL, 6X14	-	-	2	-	2		
9	90104-GT8-600	SCREW, SPECIAL, 6X14	-	-	2	-	2		
10	90320-GC3-000	NUT, SPRING, 5MM	-	-	4	-	4		
11	93903-34320	SCREW, TAPPING, 4X12	-	-	3	-	3		
12	94591-21000	CLIP, WIRE, 2X100	-	-	1	-	1		
13	94591-27000	CLIP, 2X70	-	-	2	-	2		
14	95701-06012-00	BOLT, FLANGE, 6X12	-	-	2	-	2		
15	64550-KWF-900	GROMMET, SPEEDOMETER	-	-	1	-	1		

F-31-3

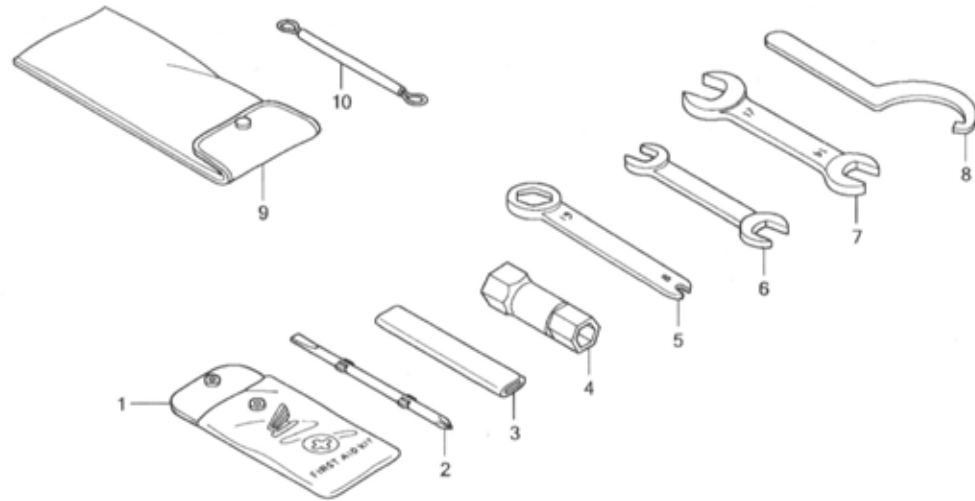
UNDER COWL(CBF125MA)

M13



Ref. No.	L.O.N.	(Relative ref. Number) Description	F.R.T.
4	4111D7	COWL, LOWER :RIGHT	0.2
	4111H1	COWL, LOWER :BOTH	0.2
5	4111D6	COWL, LOWER :LEFT	0.2
	4111H1	COWL, LOWER :BOTH	0.2

Ref. No.	Part No.	Description	Reqd. QTY					Serial No.	Parts catalogue code
			6	M7	9	C9	MA		
1	53700-KWF-840	BRACKET, UNDER COWL	-	-	-	-	-	1	
2	61103-KRY-900	COLLAR A, FR. FENDER	-	-	-	-	-	2	
3	61105-KRY-900	RUBBER, FR. FENDER MOUNTING	-	-	-	-	-	2	
4	64300-KWF-840ZA	COWL, R. UNDER	-	-	-	-	-	1	
		*NH806M*SPACE SILVER METALLIC	-	-	-	-	-	1	
	64300-KWF-840ZB	*NH194MU*	-	-	-	-	-	1	
		HEAVY GRAY METALLIC-U	-	-	-	-	-	1	
	64300-KWF-840ZC	*R321*.....SPORTS RED	-	-	-	-	-	1	
	64300-KWF-840ZD	*Y206P*....PEARL SPORTS YELLOW	-	-	-	-	-	1	
5	64400-KWF-840ZA	COWL, L. UNDER	-	-	-	-	-	1	
		*NH806M*SPACE SILVER METALLIC	-	-	-	-	-	1	
	64400-KWF-840ZB	*NH194MU*	-	-	-	-	-	1	
		HEAVY GRAY METALLIC-U	-	-	-	-	-	1	
	64400-KWF-840ZC	*R321*.....SPORTS RED	-	-	-	-	-	1	
	64400-KWF-840ZD	*Y206P*....PEARL SPORTS YELLOW	-	-	-	-	-	1	
6	64530-KWF-840	STAY, UNDER COWL	-	-	-	-	-	1	
7	83502-KCC-900	GROMMET, SIDE COVER	-	-	-	-	-	2	
8	90105-KVN-900	BOLT, SPECIAL, 6X22	-	-	-	-	-	2	
9	93903-34320	SCREW, TAPPING, 4X12	-	-	-	-	-	3	
10	95701-06012-00	BOLT, FLANGE, 6X12	-	-	-	-	-	2	

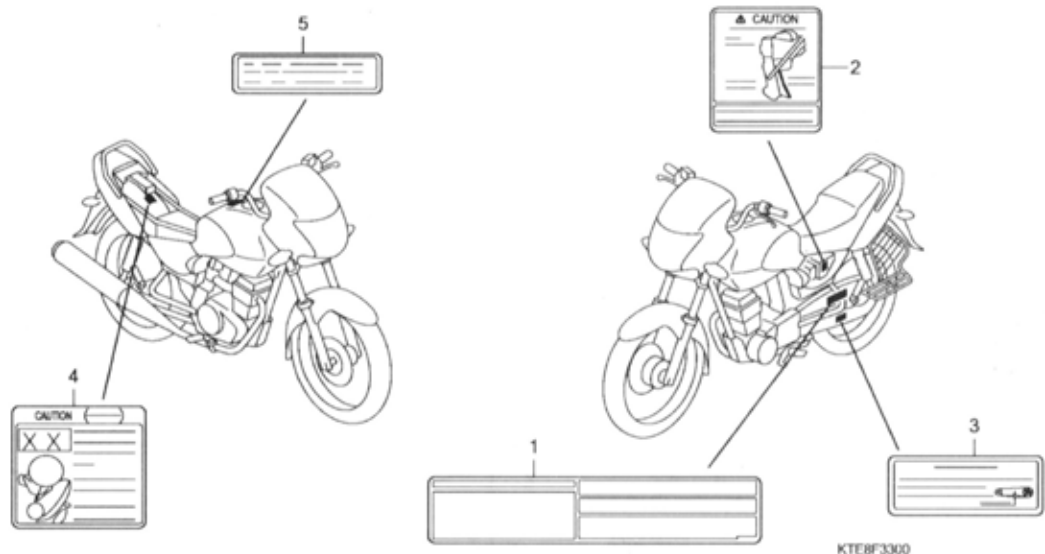


KTEBF3200A

Ref. No.	L.O.N.	(Relative ref. Number) Description	F.R.T.
----------	--------	------------------------------------	--------

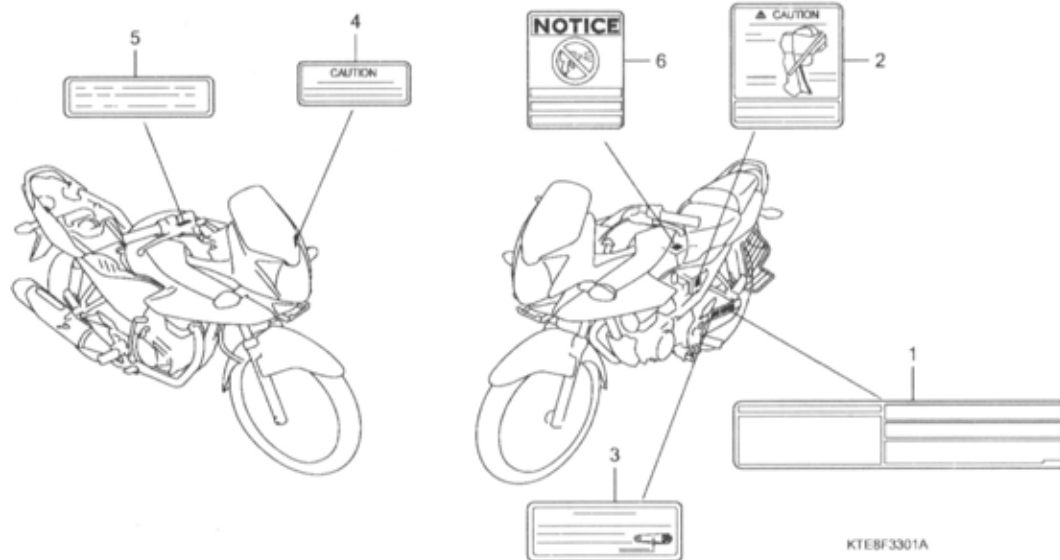
NO INFORMATION

Ref. No.	Part No.	Description	Reqd. QTY					Serial No.	Parts catalogue code
			6	M7	M9	C9	MA		
1	84510-KPL-900	AID KIT, FIRST	1	1	-	-	-		
	84510-KPL-901	-	-	1	-	-	-----	ID,MID,M2ID
	84510-KWP-900	-	-	1	-	-	-----	M3ID
2	89102-KTE-910	DRIVER, SCREW (NO.2 + -)	1	1	1	1	1		
3	89215-KPL-900	HANDLE, EYE WRENCH, 12MM	1	1	1	1	-		
4	89216-KTE-910	WRENCH, SPARK PLUG	1	1	1	1	1		
5	89218-KPL-900	WRENCH, EYE, 19MM	1	1	1	1	-		
6	89225-KPL-900	SPANNER, 10X12	1	1	1	1	1		
7	89233-KSP-900	SPANNER, 14X17	1	1	1	1	1		
8	99007-45000	SPANNER, PIN	1	1	1	1	-		
	89217-KTE-910	-	-	-	-	1		
9	99008-01600	BAG, TOOL, 160MM	1	1	1	1	1		
10	77236-KEA-000	WIRE, HELMET SETTING	-	-	1	-	1		



Ref. No.	L.O.N.	(Relative ref. Number) Description	F.R.T.
NO INFORMATION			

Ref. No.	Part No.	Description	Reqd. QTY					Serial No.	Parts catalogue code
			6	M7	M9	C9	MA		
1	87505-KTE-910	LABEL, TIRE	1	1	-	1	-		
2	87506-KTE-910	MARK, BATTERY CAUTION	1	-	-	-	-		
	87506-KTE-930	-	1	-	-	-	-----	CID,C2ID
3	87507-KTE-910	LABEL, DRIVE CHAIN	1	1	-	1	-	-----	MCID,MC2ID
4	87517-KTE-910	LABEL, AIR INTAKE CAUTION ...	1	1	-	1	-		
5	87560-MZ0-670	LABEL, DRIVE	1	1	-	1	-		



Ref. No.	L.O.N.	(Relative ref. Number) Description	F.R.T.
NO INFORMATION			

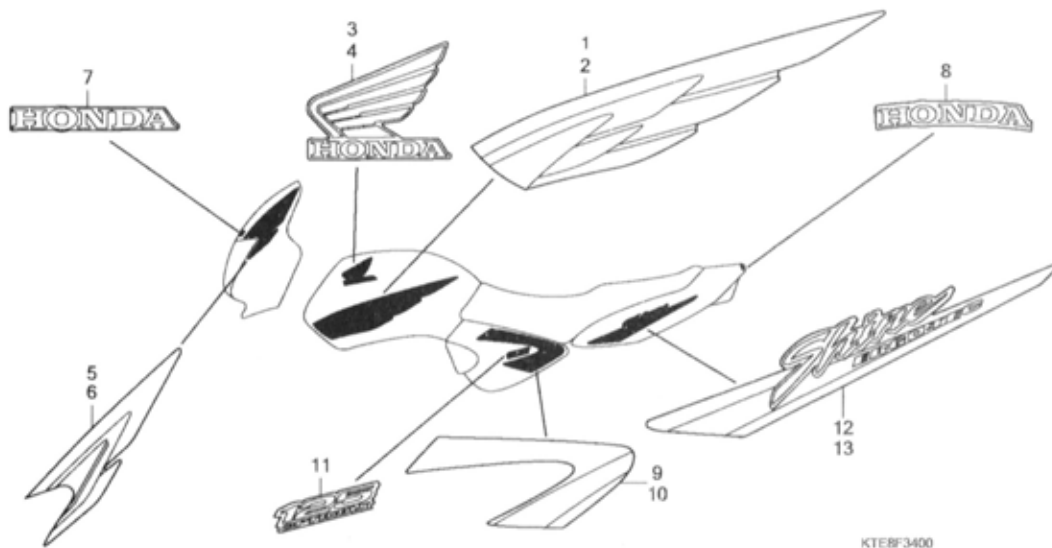
Ref. No.	Part No.	Description	Reqd. QTY					Serial No.	Parts catalogue code
			6	M7	M9	C9	MA		
1	87505-KWF-900	LABEL, TIRE	-	-	1	-	-	-----	ID,MID,M2ID
	87505-KWF-960	-	-	1	-	-	-----	M3ID
2	87506-KTE-930	MARK, BATTERY CAUTION	-	-	1	-	-	-----	ID,MID,M2ID
3	87507-KTE-910	LABEL, DRIVE CHAIN	-	-	1	-	-	-----	ID,MID,M2ID
	87507-MCR-A20	LABEL, DRIVE CHAIN (ENGLISH)	-	-	1	-	-	-----	M3ID
4	87522-MAB-600	LABEL, VISOR CAUTION	-	-	1	-	1		
5	87560-MZO-670	LABEL, DRIVE	-	-	1	-	1		
6	87509-KWP-900	LABEL, AIR CLEANER ELEMENT	-	-	1	-	-	-----	M3ID
		NOTICE	-	-	-	-	1		

KTEBF3301A

F-34

MARK(CBF1256/M7)

N 1

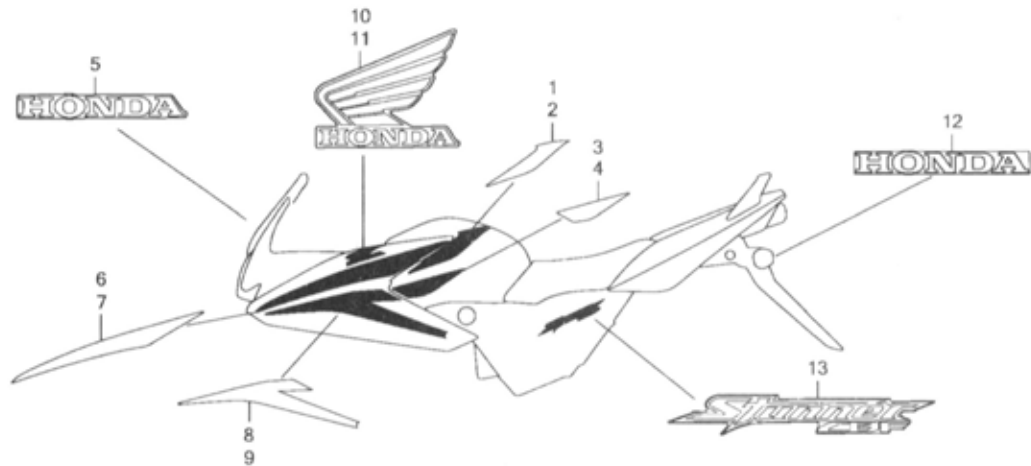


Ref. No.	L.O.N.	(Relative ref. Number) Description	F.R.T.
----------	--------	------------------------------------	--------

NO INFORMATION

Ref. No.	Part No.	Description	Reqd. QTY					Serial No.	Parts catalogue code
			6	M7	9 M9	C9 MC9	MA		
1	17507-KTE-910ZA	STRIPE, R. FUEL TANK *TYPE1*	1	1	-	-	-		
	17507-KTE-910ZB	STRIPE, R. FUEL TANK *TYPE2*	1	1	-	-	-		
	17507-KTE-910ZC	STRIPE, R. FUEL TANK *TYPE3*	1	1	-	-	-		
	17507-KTE-910ZD	STRIPE, R. FUEL TANK *TYPE4*	1	1	-	-	-		
	17507-KTE-910ZE	STRIPE, R. FUEL TANK *TYPE5*	1	1	-	-	-		
	17507-KTE-910ZF	STRIPE, R. FUEL TANK *TYPE6*	1	1	-	-	-		
2	17508-KTE-910ZA	STRIPE, L. FUEL TANK *TYPE1*	1	1	-	-	-		
	17508-KTE-910ZB	STRIPE, L. FUEL TANK *TYPE2*	1	1	-	-	-		
	17508-KTE-910ZC	STRIPE, L. FUEL TANK *TYPE3*	1	1	-	-	-		
	17508-KTE-910ZD	STRIPE, L. FUEL TANK *TYPE4*	1	1	-	-	-		
	17508-KTE-910ZE	STRIPE, L. FUEL TANK *TYPE5*	1	1	-	-	-		
	17508-KTE-910ZF	STRIPE, L. FUEL TANK *TYPE6*	1	1	-	-	-		
3	17521-KTE-910ZA	MARK, R. FUEL TANK WING *TYPE1*	1	1	-	-	-		
	17521-KTE-910ZB	MARK, R. FUEL TANK WING *TYPE2*	1	1	-	-	-		
	17521-KTE-910ZC	MARK, R. FUEL TANK WING *TYPE3*	1	1	-	-	-		
	17521-KTE-910ZD	MARK, R. FUEL TANK WING *TYPE4*	1	1	-	-	-		
	17521-KTE-910ZE	MARK, R. FUEL TANK WING *TYPE5*	1	1	-	-	-		
	17521-KTE-910ZF	MARK, R. FUEL TANK WING *TYPE6*	1	1	-	-	-		
4	17522-KTE-910ZA	MARK, L. FUEL TANK WING *TYPE1*	1	1	-	-	-		
	17522-KTE-910ZB	MARK, L. FUEL TANK WING *TYPE2*	1	1	-	-	-		

Ref. No.	Part No.	Description	Reqd. QTY					Serial No.	Parts catalogue code
			6	M7	M9	MC9	MA		
(4)	17522-KTE-910ZC	MARK, L. FUEL TANK WING							
		TYPE3	1	1	-	-	-		
	17522-KTE-910ZD	MARK, L. FUEL TANK WING							
		TYPE4	1	1	-	-	-		
	17522-KTE-910ZE	MARK, L. FUEL TANK WING							
		TYPE5	1	1	-	-	-		
	17522-KTE-910ZF	MARK, L. FUEL TANK WING							
		TYPE6	1	1	-	-	-		
5	61306-KTE-910ZA	STRIPE, R. FR. VISOR	*TYPE1*	1	1	-	-	-	
	61306-KTE-910ZB	STRIPE, R. FR. VISOR	*TYPE2*	1	1	-	-	-	
	61306-KTE-910ZC	STRIPE, R. FR. VISOR	*TYPE3*	1	1	-	-	-	
	61306-KTE-910ZD	STRIPE, R. FR. VISOR	*TYPE4*	1	1	-	-	-	
	61306-KTE-910ZE	STRIPE, R. FR. VISOR	*TYPE5*	1	1	-	-	-	
	61306-KTE-910ZF	STRIPE, R. FR. VISOR	*TYPE6*	1	1	-	-	-	
6	61307-KTE-910ZA	STRIPE, L. FR. VISOR	*TYPE1*	1	1	-	-	-	
	61307-KTE-910ZB	STRIPE, L. FR. VISOR	*TYPE2*	1	1	-	-	-	
	61307-KTE-910ZC	STRIPE, L. FR. VISOR	*TYPE3*	1	1	-	-	-	
	61307-KTE-910ZD	STRIPE, L. FR. VISOR	*TYPE4*	1	1	-	-	-	
	61307-KTE-910ZE	STRIPE, L. FR. VISOR	*TYPE5*	1	1	-	-	-	
	61307-KTE-910ZF	STRIPE, L. FR. VISOR	*TYPE6*	1	1	-	-	-	
7	61308-KTE-910ZA	MARK, FR. VISOR	*TYPE1*	1	1	-	-	-	
8	77228-KTE-910ZA	MARK, RR. CENTER COWL	*TYPE1*	1	1	-	-	-	
9	83503-KTE-910ZA	STRIPE, R. SIDE COVER	*TYPE1*	1	1	-	-	-	
	83503-KTE-910ZB	STRIPE, R. SIDE COVER	*TYPE2*	1	1	-	-	-	
	83503-KTE-910ZC	STRIPE, R. SIDE COVER	*TYPE3*	1	1	-	-	-	
	83503-KTE-910ZD	STRIPE, R. SIDE COVER	*TYPE4*	1	1	-	-	-	
	83503-KTE-910ZE	STRIPE, R. SIDE COVER	*TYPE5*	1	1	-	-	-	
	83503-KTE-910ZF	STRIPE, R. SIDE COVER	*TYPE6*	1	1	-	-	-	
10	83603-KTE-910ZA	STRIPE, L. SIDE COVER	*TYPE1*	1	1	-	-	-	
	83603-KTE-910ZB	STRIPE, L. SIDE COVER	*TYPE2*	1	1	-	-	-	
	83603-KTE-910ZC	STRIPE, L. SIDE COVER	*TYPE3*	1	1	-	-	-	
	83603-KTE-910ZD	STRIPE, L. SIDE COVER	*TYPE4*	1	1	-	-	-	
	83603-KTE-910ZE	STRIPE, L. SIDE COVER	*TYPE5*	1	1	-	-	-	
	83603-KTE-910ZF	STRIPE, L. SIDE COVER	*TYPE6*	1	1	-	-	-	
11	83610-KTE-910ZA	MARK, SIDE COVER	*TYPE1*	2	2	-	-	-	
	83610-KTE-910ZB	MARK, SIDE COVER	*TYPE2*	2	2	-	-	-	
12	87116-KTE-910ZA	STRIPE, R. RR. COWL	*TYPE1*	1	1	-	-	-	
	87116-KTE-910ZB	STRIPE, R. RR. COWL	*TYPE2*	1	1	-	-	-	
	87116-KTE-910ZC	STRIPE, R. RR. COWL	*TYPE3*	1	1	-	-	-	
	87116-KTE-910ZD	STRIPE, R. RR. COWL	*TYPE4*	1	1	-	-	-	
	87116-KTE-910ZE	STRIPE, R. RR. COWL	*TYPE5*	1	1	-	-	-	
	87116-KTE-910ZF	STRIPE, R. RR. COWL	*TYPE6*	1	1	-	-	-	
13	87117-KTE-910ZA	STRIPE, L. RR. COWL	*TYPE1*	1	1	-	-	-	
	87117-KTE-910ZB	STRIPE, L. RR. COWL	*TYPE2*	1	1	-	-	-	
	87117-KTE-910ZC	STRIPE, L. RR. COWL	*TYPE3*	1	1	-	-	-	
	87117-KTE-910ZD	STRIPE, L. RR. COWL	*TYPE4*	1	1	-	-	-	
	87117-KTE-910ZE	STRIPE, L. RR. COWL	*TYPE5*	1	1	-	-	-	
	87117-KTE-910ZF	STRIPE, L. RR. COWL	*TYPE6*	1	1	-	-	-	

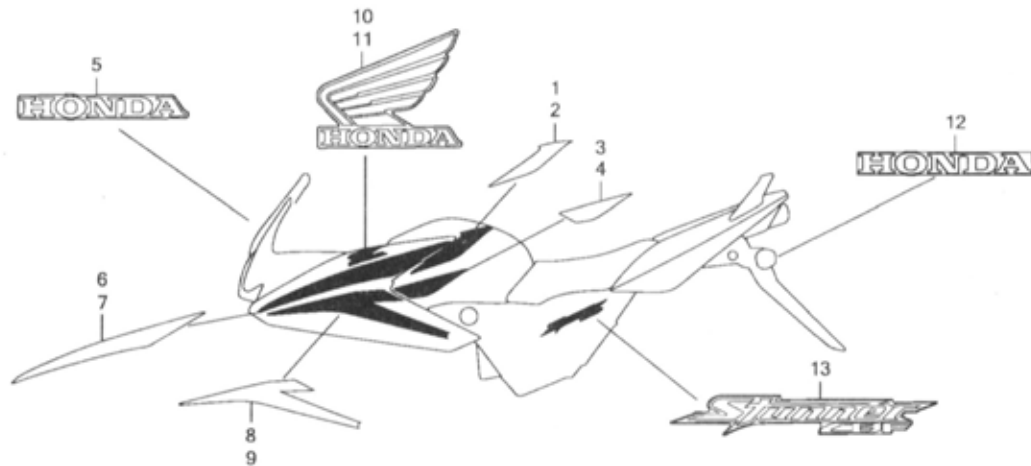


KTEBF3401

Ref. No. L.O.N. (Relative ref. Number) Description F.R.T.

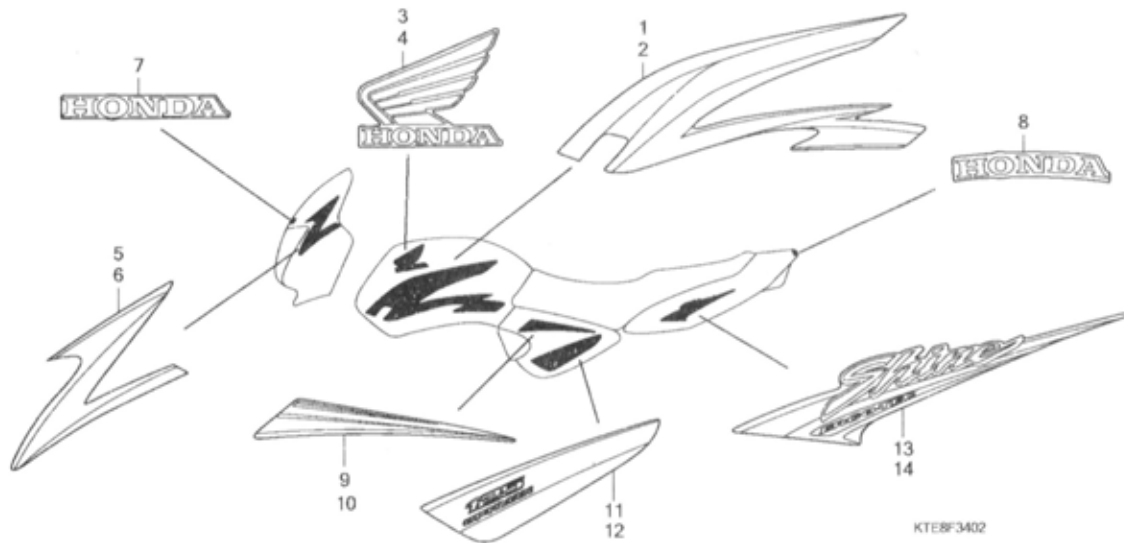
NO INFORMATION

Ref. No.	Part No.	Description	Reqd. QTY					Serial No.	Parts catalogue code
			6	M7	M9	C9	MA		
1	17507-KWF-930ZA	STRIPE A, R. FUEL TANK *TYPE1*	-	-	1	-	-	-----	MID,M2ID
	17507-KWF-930ZB	STRIPE A, R. FUEL TANK *TYPE2*	-	-	1	-	-	-----	ID,MID,M2ID
2	17508-KWF-930ZA	STRIPE A, L. FUEL TANK *TYPE1*	-	-	1	-	-	-----	MID,M2ID
	17508-KWF-930ZB	STRIPE A, L. FUEL TANK *TYPE2*	-	-	1	-	-	-----	ID,MID,M2ID
3	17515-KWF-930ZA	STRIPE B, R. FUEL TANK *TYPE1*	-	-	1	-	-	-----	MID,M2ID
	17515-KWF-930ZB	STRIPE B, R. FUEL TANK *TYPE2*	-	-	1	-	-	-----	ID,MID,M2ID
4	17516-KWF-930ZA	STRIPE B, L. FUEL TANK *TYPE1*	-	-	1	-	-	-----	MID,M2ID
	17516-KWF-930ZB	STRIPE B, L. FUEL TANK *TYPE2*	-	-	1	-	-	-----	ID,MID,M2ID
5	64108-KWF-900ZA	MARK, WINDSCREEN *TYPE1*	-	1	-	-	-----	ID,MID,M2ID
6	64206-KWF-930ZA	STRIPE A, R. FR. COWL *TYPE1*	-	-	1	-	-	-----	MID,M2ID
	64206-KWF-930ZB	STRIPE A, R. FR. COWL *TYPE2*	-	-	1	-	-	-----	ID,MID,M2ID
7	64207-KWF-930ZA	STRIPE A, L. FR. COWL *TYPE1*	-	-	1	-	-	-----	MID,M2ID
	64207-KWF-930ZB	STRIPE A, L. FR. COWL *TYPE2*	-	-	1	-	-	-----	ID,MID,M2ID
8	64208-KWF-930ZA	STRIPE B, R. FR. COWL *TYPE1*	-	-	1	-	-	-----	MID,M2ID
	64208-KWF-930ZB	STRIPE B, R. FR. COWL *TYPE2*	-	-	1	-	-	-----	MID,M2ID
	64208-KWF-930ZC	STRIPE B, R. FR. COWL *TYPE3*	-	-	1	-	-	-----	ID,MID,M2ID
	64208-KWF-930ZD	STRIPE B, R. FR. COWL *TYPE4*	-	-	1	-	-	-----	ID,MID,M2ID
9	64209-KWF-930ZA	STRIPE B, L. FR. COWL *TYPE1*	-	-	1	-	-	-----	MID,M2ID
	64209-KWF-930ZB	STRIPE B, L. FR. COWL *TYPE2*	-	-	1	-	-	-----	MID,M2ID
	64209-KWF-930ZC	STRIPE B, L. FR. COWL *TYPE3*	-	-	1	-	-	-----	ID,MID,M2ID
	64209-KWF-930ZD	STRIPE B, L. FR. COWL *TYPE4*	-	-	1	-	-	-----	ID,MID,M2ID
10	64214-KWF-900ZA	MARK, R. WING *TYPE1*(100MM)	-	-	1	-	-	-----	ID,MID,M2ID
	64214-KWF-900ZB	MARK, R. WING *TYPE2*(100MM)	-	-	1	-	-	-----	ID,MID,M2ID
	64214-KWF-900ZC	MARK, R. WING *TYPE3*(100MM)	-	-	1	-	-	-----	ID,MID,M2ID
	64214-KWF-900ZD	MARK, R. WING *TYPE4*(100MM)	-	-	1	-	-	-----	ID,MID,M2ID
11	64215-KWF-900ZA	MARK, L. WING *TYPE1*(100MM)	-	-	1	-	-	-----	ID,MID,M2ID
	64215-KWF-900ZB	MARK, L. WING *TYPE2*(100MM)	-	-	1	-	-	-----	ID,MID,M2ID



KTERF3401

Ref. No.	Part No.	Description	Reqd. QTY					Serial No.	Parts catalogue code
			CBF125	M7	M9	C9	MA		
11)	64215-KWF-900ZC	MARK, L. WING *TYPE3*(100MM)	-	-	1	-	-	-----	ID,MID,M2ID
	64215-KWF-900ZD	MARK, L. WING *TYPE4*(100MM)	-	-	1	-	-	-----	ID,MID,M2ID
12	80121-KWF-900ZA	MARK, RR. FENDER *TYPE1*	-	-	1	-	-	-----	ID,MID,M2ID
13	83710-KWF-900ZA	MARK, SIDE COVER *TYPE1*	-	-	2	-	-	-----	ID,MID,M2ID

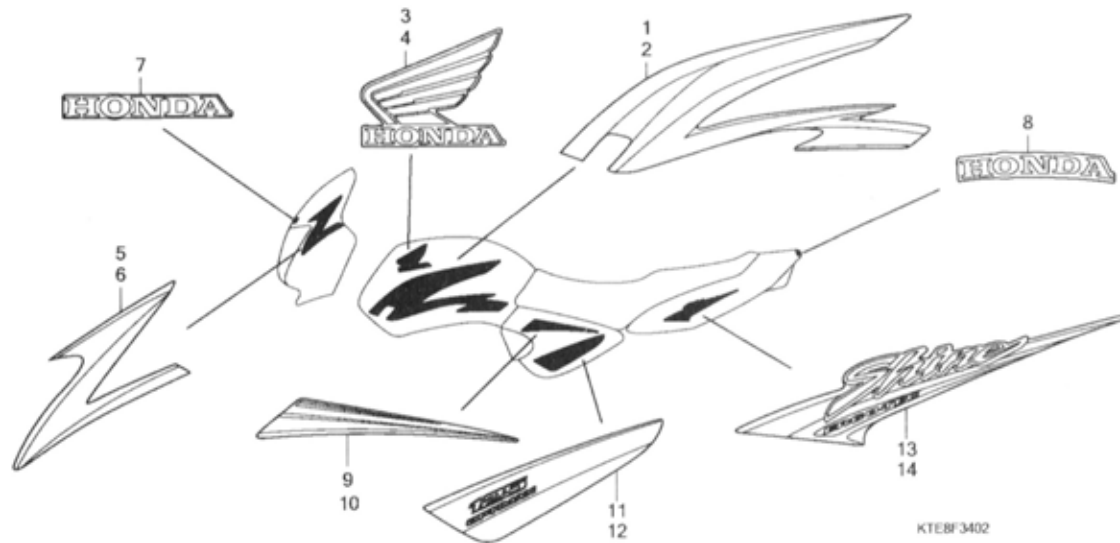


Ref. No.	L.O.N.	(Relative ref. Number) Description	F.R.T.
----------	--------	------------------------------------	--------

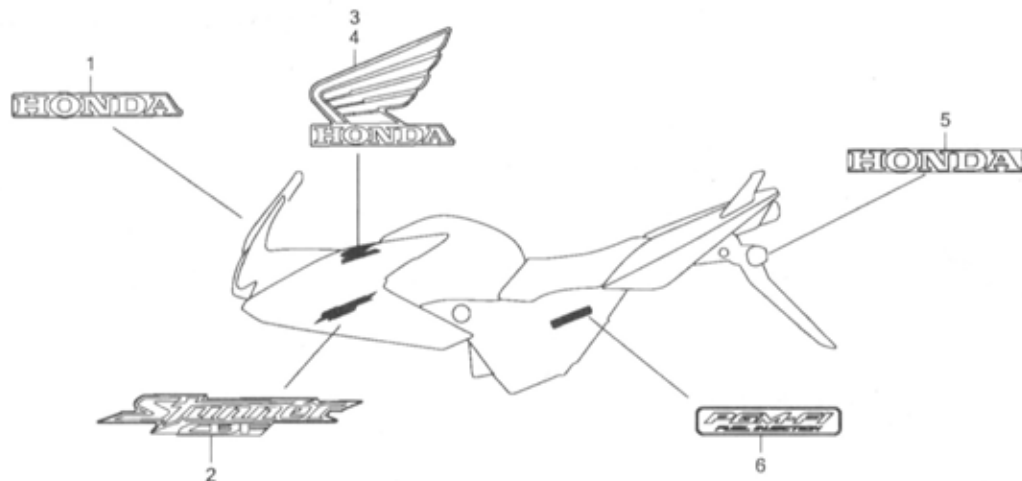
NO INFORMATION

Ref. No.	Part No.	Description	Reqd. QTY					Serial No.	Parts catalogue code
			6	M7	M9	C9	MA		
1	17507-KTE-850ZA	STRIPE, R. FUEL TANK *TYPE1*	-	-	-	1	-		
	17507-KTE-850ZB	STRIPE, R. FUEL TANK *TYPE2*	-	-	-	1	-		
	17507-KTE-850ZC	STRIPE, R. FUEL TANK *TYPE3*	-	-	-	1	-		
	17507-KTE-850ZD	STRIPE, R. FUEL TANK *TYPE4*	-	-	-	1	-		
	17507-KTE-850ZE	STRIPE, R. FUEL TANK *TYPE5*	-	-	-	1	-		
2	17508-KTE-850ZA	STRIPE, L. FUEL TANK *TYPE1*	-	-	-	1	-		
	17508-KTE-850ZB	STRIPE, L. FUEL TANK *TYPE2*	-	-	-	1	-		
	17508-KTE-850ZC	STRIPE, L. FUEL TANK *TYPE3*	-	-	-	1	-		
	17508-KTE-850ZD	STRIPE, L. FUEL TANK *TYPE4*	-	-	-	1	-		
	17508-KTE-850ZE	STRIPE, L. FUEL TANK *TYPE5*	-	-	-	1	-		
3	17521-KTE-850ZA	MARK, R. FUEL TANK WING *TYPE1*	-	-	-	1	-		
	17521-KTE-850ZB	MARK, R. FUEL TANK WING *TYPE2*	-	-	-	1	-		
	17521-KTE-850ZC	MARK, R. FUEL TANK WING *TYPE3*	-	-	-	1	-		
	17521-KTE-950ZC *TYPE4*	-	-	-	1	-		
	17521-KTE-950ZD	MARK, R. FUEL TANK WING *TYPE4*	-	-	-	1	-		
4	17522-KTE-850ZA	MARK, L. FUEL TANK WING *TYPE1*	-	-	-	1	-		
	17522-KTE-850ZB	MARK, L. FUEL TANK WING *TYPE2*	-	-	-	1	-		
	17522-KTE-850ZC	MARK, L. FUEL TANK WING *TYPE3*	-	-	-	1	-		
	17522-KTE-950ZC *TYPE4*	-	-	-	1	-		
	17522-KTE-950ZD	MARK, L. FUEL TANK WING *TYPE4*	-	-	-	1	-		
5	61306-KTE-850ZA	STRIPE, R. FR. VISOR *TYPE1*	-	-	-	1	-		

Ref. No.	Part No.	Description	Reqd. QTY					Serial No.	Parts catalogue code
			6	M7	M9	C9	MA		
(5)	61306-KTE-850ZB	STRIPE, R. FR. VISOR *TYPE2*	-	-	-	1	-		
	61306-KTE-850ZC	STRIPE, R. FR. VISOR *TYPE3*	-	-	-	1	-		
	61306-KTE-850ZD	STRIPE, R. FR. VISOR *TYPE4*	-	-	-	1	-		
	61306-KTE-850ZE	STRIPE, R. FR. VISOR *TYPE5*	-	-	-	1	-		
6	61307-KTE-850ZA	STRIPE, L. FR. VISOR *TYPE1*	-	-	-	1	-		
	61307-KTE-850ZB	STRIPE, L. FR. VISOR *TYPE2*	-	-	-	1	-		
	61307-KTE-850ZC	STRIPE, L. FR. VISOR *TYPE3*	-	-	-	1	-		
	61307-KTE-850ZD	STRIPE, L. FR. VISOR *TYPE4*	-	-	-	1	-		
	61307-KTE-850ZE	STRIPE, L. FR. VISOR *TYPE5*	-	-	-	1	-		
7	61308-KTE-950ZA	MARK, FR. VISOR *TYPE1*	-	-	-	1	-		
8	77228-KTE-950ZA	MARK, RR. CENTER COWL *TYPE1*	-	-	-	1	-		
9	83503-KTE-850ZA	STRIPE A, R. SIDE COVER *TYPE1*	-	-	-	1	-		
	83503-KTE-850ZB	STRIPE A, R. SIDE COVER *TYPE2*	-	-	-	1	-		
	83503-KTE-850ZC	STRIPE A, R. SIDE COVER *TYPE3*	-	-	-	1	-		
	83503-KTE-850ZD	STRIPE A, R. SIDE COVER *TYPE4*	-	-	-	1	-		
	83503-KTE-850ZE	STRIPE A, R. SIDE COVER *TYPE5*	-	-	-	1	-		
10	83603-KTE-850ZA	STRIPE A, L. SIDE COVER *TYPE1*	-	-	-	1	-		
	83603-KTE-850ZB	STRIPE A, L. SIDE COVER *TYPE2*	-	-	-	1	-		
	83603-KTE-850ZC	STRIPE A, L. SIDE COVER *TYPE3*	-	-	-	1	-		
	83603-KTE-850ZD	STRIPE A, L. SIDE COVER *TYPE4*	-	-	-	1	-		
	83603-KTE-850ZE	STRIPE A, L. SIDE COVER *TYPE5*	-	-	-	1	-		
11	83610-KTE-850ZA	STRIPE B, R. SIDE COVER *TYPE1*	-	-	-	1	-		
	83610-KTE-850ZB	STRIPE B, R. SIDE COVER *TYPE2*	-	-	-	1	-		
	83610-KTE-850ZC	STRIPE B, R. SIDE COVER *TYPE3*	-	-	-	1	-		
	83610-KTE-850ZD	STRIPE B, R. SIDE COVER *TYPE4*	-	-	-	1	-		
	83610-KTE-850ZE	STRIPE B, R. SIDE COVER *TYPE5*	-	-	-	1	-		
12	83710-KTE-850ZA	STRIPE B, L. SIDE COVER *TYPE1*	-	-	-	1	-		
	83710-KTE-850ZB	STRIPE B, L. SIDE COVER *TYPE2*	-	-	-	1	-		
	83710-KTE-850ZC	STRIPE B, L. SIDE COVER *TYPE3*	-	-	-	1	-		
	83710-KTE-850ZD	STRIPE B, L. SIDE COVER *TYPE4*	-	-	-	1	-		
	83710-KTE-850ZE	STRIPE B, L. SIDE COVER *TYPE5*	-	-	-	1	-		
13	87116-KTE-850ZA	STRIPE, R. RR. COWL *TYPE1*	-	-	-	1	-		
	87116-KTE-850ZB	STRIPE, R. RR. COWL *TYPE2*	-	-	-	1	-		
	87116-KTE-850ZC	STRIPE, R. RR. COWL *TYPE3*	-	-	-	1	-		
	87116-KTE-850ZD	STRIPE, R. RR. COWL *TYPE4*	-	-	-	1	-		
	87116-KTE-850ZE	STRIPE, R. RR. COWL *TYPE5*	-	-	-	1	-		



Ref. No.	Part No.	Description	Reqd. QTY					Serial No.	Parts catalogue code
			6	M7	M9	C9	MA		
14	87117-KTE-850ZA	STRIPE, L. RR. COWL *TYPE1*	-	-	-	1	-		
	87117-KTE-850ZB	STRIPE, L. RR. COWL *TYPE2*	-	-	-	1	-		
	87117-KTE-850ZC	STRIPE, L. RR. COWL *TYPE3*	-	-	-	1	-		
	87117-KTE-850ZD	STRIPE, L. RR. COWL *TYPE4*	-	-	-	1	-		
	87117-KTE-850ZE	STRIPE, L. RR. COWL *TYPE5*	-	-	-	1	-		

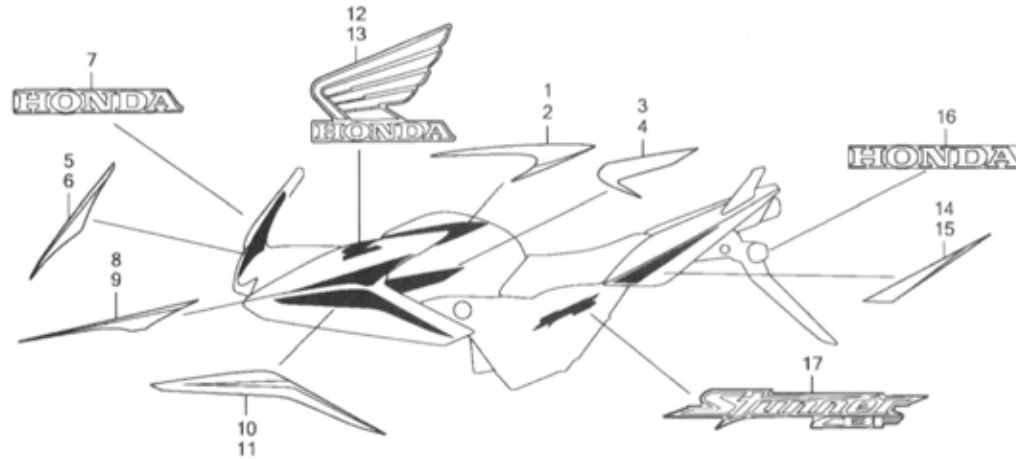


KTE8F3403

Ref. L.O.N. (Relative ref. Number) F.R.T.
No. Description

NO INFORMATION

Ref. No.	Part No.	Description	Reqd. QTY					Serial No.	Parts catalogue code
			6	M7	M9	C9	MA		
1	64108-KWF-900ZA	MARK, WINDSCREEN *TYPE1*	-	-	1	-	-	-----	M3ID
2	64210-KWF-960ZA	MARK, FR. COWL *TYPE1*	-	-	2	-	-	-----	M3ID
	64210-KWF-960ZB	MARK, FR. COWL *TYPE2*	-	-	2	-	-	-----	M3ID
3	64214-KWF-900ZC	MARK, R. WING *TYPE3*(100MM)	-	-	1	-	-	-----	M3ID
	64214-KWF-960ZA	MARK, R. WING *TYPE1*(100MM)	-	-	1	-	-	-----	M3ID
4	64215-KWF-900ZC	MARK, L. WING *TYPE3*(100MM)	-	-	1	-	-	-----	M3ID
	64215-KWF-960ZA	MARK, L. WING *TYPE1*(100MM)	-	-	1	-	-	-----	M3ID
5	80121-KWF-900ZA	MARK, RR. FENDER *TYPE1*	-	-	1	-	-	-----	M3ID
6	83720-KWF-960	EMBLEM, SIDE COVER	-	-	2	-	-	-----	M3ID



Ref. No. L.O.N. (Relative ref. Number) Description F.R.T.

NO INFORMATION

Ref. No.	Part No.	Description	Reqd. QTY					Serial No.	Parts catalogue code
			6	M7	M9	C9	MA		
1	17507-KWF-840ZA	STRIPE A, R. FUEL TANK *TYPE1*	-	-	-	-	-	1	
	17507-KWF-840ZB	STRIPE A, R. FUEL TANK *TYPE2*	-	-	-	-	-	1	
	17507-KWF-840ZC	STRIPE A, R. FUEL TANK *TYPE3*	-	-	-	-	-	1	
	17507-KWF-840ZD	STRIPE A, R. FUEL TANK *TYPE4*	-	-	-	-	-	1	
2	17508-KWF-840ZA	STRIPE A, L. FUEL TANK *TYPE1*	-	-	-	-	-	1	
	17508-KWF-840ZB	STRIPE A, L. FUEL TANK *TYPE2*	-	-	-	-	-	1	
	17508-KWF-840ZC	STRIPE A, L. FUEL TANK *TYPE3*	-	-	-	-	-	1	
	17508-KWF-840ZD	STRIPE A, L. FUEL TANK *TYPE4*	-	-	-	-	-	1	
3	17515-KWF-840ZA	STRIPE B, R. FUEL TANK *TYPE1*	-	-	-	-	-	1	
	17515-KWF-840ZB	STRIPE B, R. FUEL TANK *TYPE2*	-	-	-	-	-	1	
	17515-KWF-840ZC	STRIPE B, R. FUEL TANK *TYPE3*	-	-	-	-	-	1	
	17515-KWF-840ZD	STRIPE B, R. FUEL TANK *TYPE4*	-	-	-	-	-	1	
4	17516-KWF-840ZA	STRIPE B, L. FUEL TANK *TYPE1*	-	-	-	-	-	1	
	17516-KWF-840ZB	STRIPE B, L. FUEL TANK *TYPE2*	-	-	-	-	-	1	
	17516-KWF-840ZC	STRIPE B, L. FUEL TANK *TYPE3*	-	-	-	-	-	1	
	17516-KWF-840ZD	STRIPE B, L. FUEL TANK *TYPE4*	-	-	-	-	-	1	
5	61305-KWF-840ZA	STRIPE, R. FR. COWL *TYPE1*	-	-	-	-	-	1	
	61305-KWF-840ZB	STRIPE, R. FR. COWL *TYPE2*	-	-	-	-	-	1	
	61305-KWF-840ZC	STRIPE, R. FR. COWL *TYPE3*	-	-	-	-	-	1	
	61305-KWF-840ZD	STRIPE, R. FR. COWL *TYPE4*	-	-	-	-	-	1	
6	61306-KWF-840ZA	STRIPE, L. FR. COWL *TYPE1*	-	-	-	-	-	1	
	61306-KWF-840ZB	STRIPE, L. FR. COWL *TYPE2*	-	-	-	-	-	1	
	61306-KWF-840ZC	STRIPE, L. FR. COWL *TYPE3*	-	-	-	-	-	1	
	61306-KWF-840ZD	STRIPE, L. FR. COWL *TYPE4*	-	-	-	-	-	1	
7	64108-KWF-900ZA	MARK, WINDSCREEN *TYPE1*	-	-	-	-	-	1	
8	64206-KWF-840ZA	STRIPE A, R. FR. COWL *TYPE1*	-	-	-	-	-	1	
	64206-KWF-840ZB	STRIPE A, R. FR. COWL *TYPE2*	-	-	-	-	-	1	
	64206-KWF-840ZC	STRIPE A, R. FR. COWL *TYPE3*	-	-	-	-	-	1	

Ref. No.	Part No.	Description	Reqd. QTY					Serial No.	Parts catalogue code
			6	M7	M9	C9	MA		
(8)	64206-KWF-840ZD	STRIPE A, R. FR. COWL *TYPE4*	-	-	-	-	-	1	
9	64207-KWF-840ZA	STRIPE A, L. FR. COWL *TYPE1*	-	-	-	-	-	1	
	64207-KWF-840ZB	STRIPE A, L. FR. COWL *TYPE2*	-	-	-	-	-	1	
	64207-KWF-840ZC	STRIPE A, L. FR. COWL *TYPE3*	-	-	-	-	-	1	
	64207-KWF-840ZD	STRIPE A, L. FR. COWL *TYPE4*	-	-	-	-	-	1	
10	64208-KWF-840ZA	STRIPE B, R. FR. COWL *TYPE1*	-	-	-	-	-	1	
	64208-KWF-840ZB	STRIPE B, R. FR. COWL *TYPE2*	-	-	-	-	-	1	
	64208-KWF-840ZC	STRIPE B, R. FR. COWL *TYPE3*	-	-	-	-	-	1	
	64208-KWF-840ZD	STRIPE B, R. FR. COWL *TYPE4*	-	-	-	-	-	1	
11	64209-KWF-840ZA	STRIPE B, L. FR. COWL *TYPE1*	-	-	-	-	-	1	
	64209-KWF-840ZB	STRIPE B, L. FR. COWL *TYPE2*	-	-	-	-	-	1	
	64209-KWF-840ZC	STRIPE B, L. FR. COWL *TYPE3*	-	-	-	-	-	1	
	64209-KWF-840ZD	STRIPE B, L. FR. COWL *TYPE4*	-	-	-	-	-	1	
12	64214-KWF-840ZA	MARK, R. WING *TYPE1*(100MM)	-	-	-	-	-	1	
	64214-KWF-900ZB	MARK, R. WING *TYPE2*(100MM)	-	-	-	-	-	1	
	64214-KWF-900ZC	MARK, R. WING *TYPE3*(100MM)	-	-	-	-	-	1	
	64214-KWF-900ZD	MARK, R. WING *TYPE4*(100MM)	-	-	-	-	-	1	
13	64215-KWF-840ZA	MARK, L. WING *TYPE1*(100MM)	-	-	-	-	-	1	
	64215-KWF-900ZB	MARK, L. WING *TYPE2*(100MM)	-	-	-	-	-	1	
	64215-KWF-900ZC	MARK, L. WING *TYPE3*(100MM)	-	-	-	-	-	1	
	64215-KWF-900ZD	MARK, L. WING *TYPE4*(100MM)	-	-	-	-	-	1	
14	77215-KWF-840ZA	STRIPE, R. RR. LOWER COWL *TYPE1*	-	-	-	-	-	1	
	77215-KWF-840ZB	STRIPE, R. RR. LOWER COWL *TYPE2*	-	-	-	-	-	1	
	77215-KWF-840ZC	STRIPE, R. RR. LOWER COWL *TYPE3*	-	-	-	-	-	1	
	77215-KWF-840ZD	STRIPE, R. RR. LOWER COWL *TYPE4*	-	-	-	-	-	1	
15	77216-KWF-840ZA	STRIPE, L. RR. LOWER COWL *TYPE1*	-	-	-	-	-	1	
	77216-KWF-840ZB	STRIPE, L. RR. LOWER COWL *TYPE2*	-	-	-	-	-	1	
	77216-KWF-840ZC	STRIPE, L. RR. LOWER COWL *TYPE3*	-	-	-	-	-	1	
	77216-KWF-840ZD	STRIPE, L. RR. LOWER COWL *TYPE4*	-	-	-	-	-	1	
16	80121-KWF-900ZA	MARK, RR. FENDER *TYPE1*	-	-	-	-	-	1	
17	83710-KWF-900ZA	MARK, SIDE COVER *TYPE1*	-	-	-	-	-	2	

PART NO. INDEX

2-B 1

Part Number	Address	Page	Ref.	Part Number	Address	Page	Ref.	Part Number	Address	Page	Ref.	Part Number	Address	Page	Ref.	Part Number	Address	Page	Ref.
06000				11395-KWK-900	F1	64	4	13111-KTE-910	F6	69	4	16012-KWF-841	G2	81	2	16712-KWF-960	J7	126	4
06170-KWF-960	J7	126	1	12000				13115-GN5-910	F6	69	5	16012-KWF-901	G2	81	2	16718-KTW-900	J7	126	5
06410-KTE-910	I14	117	1					13412-KTE-910	F6	69	6	16013-KRC-921	G2	81	3	16950-KCC-901	J2	121	1
	I16	119	1	12100-KTE-910	E11	58	1					16015-KSP-911	G2	81	4	16950-KWF-900	J4	123	2
06420-KSP-900	I14	117	2	12100-KWF-900	E11	58	1	14000				16016-KTE-911	G2	81	5	16950-KWF-901	J4	123	2
06421-KSP-900	I14	117	3	12100-KWF-960	E11	58	1	14100-KTE-910	E8	55	2	16016-KWF-841	G2	81	5	16952-KTE-910	J3	122	17
06427-KTE-910	I14	117	4	12191-KSP-910	E11	58	2	14100-KVE-900	E8	55	15	16016-KWF-901	G2	81	5	16952-KWF-900	J4	123	3
	J1	120	19	12191-KWK-900	E11	58	2	14100-KWF-900	E8	55	15	16028-KPP-901	G4	83	32	16953-KTE-910	J3	122	18
06430-KRP-980	I4	107	1	12195-KTE-910	E3	50	1	14100-KWF-901	E8	55	15	16028-KTE-911	G2	81	6	16953-KWF-900	J4	123	4
	I12	115	1					14321-KRM-840	E9	56	1	16037-KPP-861	G2	81	7	16955-KWF-900	J4	123	5
06430-KTN-700	I4	107	1	12200-KTE-910	E3	50	2	14321-KTE-910	E9	56	1	16046-KVC-901	G2	81	8	16958-397-771	J4	123	6
	I12	115	1	12200-KWF-840	E3	50	2	14401-KCW-851	E9	56	2	16050-KTE-911	G2	81	9	16959-471-831	J4	123	7
06451-KCC-841	I5	108	1	12200-KWF-900	E3	50	2	14401-KTE-910	E9	56	2	16050-KWF-841	G2	81	9	16959-KTE-910	J3	122	19
06455-KCC-841	I5	108	2	12200-KWF-960	E6	53	1	14430-KSP-910	E8	55	3	16050-KWF-901	G2	81	9				
06455-KCC-842	I5	108	2	12204-KRM-305	E3	50	3	14451-KRM-840	E8	55	4	16060-KWF-941	G8	87	1	17000			
06531-KW6-840	H16	103	1					14510-KTE-910	E9	56	3	16075-KRP-981	G2	81	10				
				12205-KSP-305	E3	50	4	14510-KWF-900	E9	56	3	16080-KPH-701	G8	87	2	17110-KTE-910	E3	50	12
11000								14510-KWF-940	E9	56	3	16080-KTN-901	G2	81	11	17211-KTE-910	K2	137	1
11100-KSP-860	F4	67	1	12209-GB4-682	E8	55	1	14515-KRM-840	E9	56	4	16081-KPH-701	G8	87	3	17211-KWF-950	K2	137	1
11100-KSP-900	F4	67	1	12209-KPL-901	E8	55	1	14520-KSP-910	E9	56	5	16082-KPH-701	G8	87	4	17214-KTE-910	K2	137	2
11100-KSP-910	F4	67	1	12210-KTE-910	E3	50	5	14520-KWF-940	E9	56	5	16083-KTR-941	G8	87	5	17215-KSP-900	K2	137	3
11100-KTE-910	F4	67	1	12212-KRM-840	E3	50	6	14560-KSP-910	E9	56	6	16100-KTE-911	G2	81	12	17219-KTE-910	K2	137	4
11100-KTE-930	F4	67	1					14610-KSP-910	E9	56	7	16100-KTE-912	G2	81	12	17219-KWF-950	K2	137	4
11100-KWF-900	F4	67	1	12213-KSP-910	E3	50	7	14610-KWF-910	E9	56	7	16100-KWF-841	G3	82	12	17225-KTE-910	K2	137	5
11100-KWF-920	F4	67	1					14610-KTE-910	E9	56	7	16100-KWF-901	G2	81	12	17225-KTE-930	K3	138	22
11100-KWF-960	F4	67	1	12251-KTE-911	E3	50	8	14711-KTE-910	E8	55	5	16107-KGF-911	G3	82	13	17225-KWF-900	K3	138	22
11108-KSP-910	F4	67	2					14721-KTE-910	E8	55	6	16111-KTE-911	G3	82	14	17225-KWF-950	K3	138	22
11108-KTN-900	F4	67	2	12310-KTE-910	E1	48	1	14721-KWF-900	E8	55	6	16111-KWF-901	G3	82	14	17227-KTE-910	K2	137	6
11200-KSP-860	F4	67	3	12310-KWF-840	E1	48	1	14751-KRM-871	E8	55	7	16119-KTE-911	G3	82	15	17234-KTE-910	K2	137	7
11200-KSP-901	F4	67	3	12311-KWF-960	E2	49	1	14751-KSP-910	E8	55	7	16140-KTE-911	G3	82	16	17234-KWF-900	K2	137	7
11200-KSP-911	F4	67	3	12391-KRM-840	E1	48	2	14751-KWF-840	E8	55	7	16155-KFR-701	G3	82	17	17235-KTE-910	K2	137	8
11200-KTE-910	F4	67	3					14761-KSP-910	E8	55	8	16163-KRP-981	G3	82	18	17235-KWF-950	K2	137	8
11200-KTE-930	F4	67	3	12396-KRM-840	E1	48	3	14761-KWF-840	E8	55	8	16165-KSP-911	G3	82	19	17245-KTE-910	K2	137	9
11200-KWF-900	F4	67	3					14771-KSP-910	E8	55	9	16165-KWF-901	G3	82	19	17245-KWF-950	K2	137	9
11200-KWF-920	F4	67	3	12397-KSP-910	E1	48	4	14771-KVE-900	E8	55	9	16169-KWF-941	G8	87	6	17253-KTE-910	K2	137	10
11200-KWF-960	F4	67	3	12398-KSP-910	E1	48	5	14775-KWF-910	E8	55	10	16173-001-004	J4	123	1	17253-KWF-900	K2	137	10
11215-KSP-910	F4	67	4					14781-MA6-000	E8	55	11	16180-KGF-911	G3	82	20	17253-KWF-950	K3	138	24
11216-KRM-840	F4	67	5	13000								16180-KGH-971	G3	82	20	17311-KTE-910	K2	137	11
11217-KRM-840	F4	67	6					15000				16198-KTE-911	G3	82	21	17311-KTE-911	K2	137	11
11330-KTE-910	E12	59	1	13000-KTE-910	F6	69	1	15100-KTE-910	E16	63	1	16210-KTE-910	E3	50	9	17316-611-000	K3	138	16
11330-KWF-840	E12	59	1	13000-KWF-900	F6	69	1	15100-KWF-942	E6	53	8	16210-KWF-900	E3	50	9				
11330-KWF-900	E12	59	1	13000-KWF-940	F6	69	1	15130-KTE-910	E16	63	2	16214-KWF-940	E6	53	9	17365-KTE-910	K5	140	3
11330-KWF-960	E12	59	1	13011-KTE-305	F6	69	2	15331-KTE-910	E16	63	3	16217-KSP-910	E5	52	25	17371-KTE-910	K3	138	12
11341-KSP-860	F1	64	1	13011-KWF-305	F6	69	2	15332-KTE-910	E16	63	4					17500-KTE-850ZA	J2	121	2
11341-KSP-910	F1	64	1	13021-KTE-305	F6	69	2	15421-KSP-910	E16	63	5	16217-KTE-910	E3	50	10	17500-KTE-850ZB	J2	121	2
11341-KWF-900	F1	64	1	13021-KWF-305	F6	69	2	15430-KSP-910	E16	63	6	16222-KTE-910	E3	50	11	17500-KTE-850ZC	J2	121	2
11341-KWF-960	F1	64	1	13031-KTE-305	F6	69	2	15436-KRM-840	E16	63	7	16400-KWF-941	G8	87	7	17500-KTE-850ZD	J2	121	2
11344-MBO-000	K5	140	1	13031-KWF-305	F6	69	2	15441-KCS-650	E16	63	8	16410-KWF-941	G8	87	8	17500-KTE-850ZE	J2	121	2
11360-KTE-910	F1	64	2	13041-KTE-305	F6	69	2	15446-107-000	E16	63	9	16422-KWF-941	G8	87	9	17500-KTE-910ZA	J2	121	2
11360-KWF-840	F2	65	13	13041-KWF-305	F6	69	2	15459-KTO-710	E16	63	10	16423-KGH-901	G3	82	22	17500-KTE-910ZB	J2	121	2
11360-KWF-900	F1	64	13	13051-KTE-305	F6	69	2	15459-KWK-900	E16	63	10	16430-GFM-901	G8	87	10	17500-KTE-910ZC	J2	121	2
11360-KWF-960	F2	65	13	13051-KWF-305	F6	69	2	15651-KTE-910	E12	59	3	16432-GFM-901	G8	87	11	17500-KTE-910ZD	J2	121	2
11365-KTE-910	F1	64	3	13101-KTE-910	F6	69	3	15651-KWF-900	E12	59	3	16433-HN8-A61	G8	87	12	17500-KTE-910ZE	J2	121	2
11365-KWF-940	F1	64	3	13102-KTE-305	F6	69	3					16450-KVB-T01	G8	87	13	17500-KTE-910ZF	J2	121	2
11393-KRM-840	E12	59	2	13103-KTE-305	F6	69	3	16000				16472-KPH-701	G8	87	14	17500-KWF-960ZA	J7	126	6
11393-KWK-900	E12	59	2	13104-KTE-305	F6	69	3	16010-KSP-911	G2	81	1	16574-ZG8-300	J9	128	1	17506-KTE-910	J2	121	3
11395-KRM-840	F1	64	4	13105-KTE-305	F6	69	3	16012-KTE-911	G2	81	2	16700-KWF-960	J7	126	2	17506-KWF-900	J6	125	28
												16711-KWF-950	J7	126	3				

PART NO. INDEX

2-B 2

Part Number	Address	Page	Ref.	Part Number	Address	Page	Ref.	Part Number	Address	Page	Ref.	Part Number	Address	Page	Ref.				
17507-KTE-850ZA N5		188	1	17521-KTE-850ZB N5		188	3		K8	143	2	23000							
17507-KTE-850ZB N5		188	1	17521-KTE-850ZC N5		188	3	18300-KTE-910	K7	142	3		24610-KRM-840	F14	77	9			
17507-KTE-850ZC N5		188	1	17521-KTE-910ZA N1		184	3	18300-KWF-840	K8	143	3	23121-KRM-840	F6	69	7	24610-KTE-910	F14	77	9
17507-KTE-850ZD N5		188	1	17521-KTE-910ZB N1		184	3	18300-KWF-900	K8	143	3	23210-KTE-910	F7	70	1	24651-KSP-910	F14	77	10
17507-KTE-850ZE N5		188	1	17521-KTE-910ZC N1		184	3	18300-KWF-960	K8	143	3	23210-KWF-900	F10	73	1	24652-KSP-910	F14	77	11
17507-KTE-910ZA N1		184	1	17521-KTE-910ZD N1		184	3	18311-KTE-910	K7	142	4	23220-KTE-910	F7	70	2	24701-KTE-910	K9	144	1
17507-KTE-910ZB N1		184	1	17521-KTE-910ZE N1		184	3	18311-KWF-840	K8	143	4	23220-KWF-840	F10	73	2	24701-KWF-840	K10	145	1
17507-KTE-910ZC N1		184	1	17521-KTE-910ZF N1		184	3	18311-KWF-900	K8	143	4	23220-KWF-900	F10	73	2	24701-KWF-900	K10	145	1
17507-KTE-910ZD N1		184	1	17521-KTE-950ZC N5		188	3	18311-KWF-960	K8	143	4	23421-KTE-910	F7	70	3	24701-KWF-950	K10	145	1
17507-KTE-910ZE N1		184	1	17521-KTE-950ZD N5		188	3	18317-KVN-900	K8	143	5	23421-KWF-900	F10	73	3	24711-KWF-840	K10	145	2
17507-KTE-910ZF N1		184	1	17522-KTE-850ZA N5		188	4	18317-KWF-840	K8	143	5	23427-KRM-840	F10	73	4	24711-KWF-900	K10	145	2
17507-KWF-840ZA N9		192	1	17522-KTE-850ZB N5		188	4	18317-KWF-960	K8	143	5	23427-KSP-910	F7	70	4	24711-KWF-950	K10	145	2
17507-KWF-840ZB N9		192	1	17522-KTE-850ZC N5		188	4	18345-MBT-610	K7	142	5		F10	73	4	24720-KWF-840	K10	145	3
17507-KWF-840ZC N9		192	1	17522-KTE-910ZA N1		184	4		K8	143	6		F16	79	1	24720-KWF-900	K10	145	3
17507-KWF-840ZD N9		192	1	17522-KTE-910ZB N1		184	4	18421-438-670	K7	142	6	23431-KTE-910	F7	70	5	24720-KWF-950	K10	145	3
17507-KWF-930ZA N3		186	1	17522-KTE-910ZC N2		185	4		K8	143	7	23431-KWF-900	F10	73	5	24721-GS3-000	K10	145	4
17507-KWF-930ZB N3		186	1	17522-KTE-910ZD N2		185	4	18442-KRC-900	K7	142	7	23432-KRM-840	F10	73	7	24781-KR3-770	K10	145	5
17508-KTE-850ZA N5		188	2	17522-KTE-910ZE N2		185	4		K8	143	8	23432-KSP-910	F10	73	7				
17508-KTE-850ZB N5		188	2	17522-KTE-910ZF N2		185	4	18600-KTE-912	K5	140	4	23432-KSP-910	F7	70	6	28000			
17508-KTE-850ZC N5		188	2	17522-KTE-950ZC N5		188	4	18601-KTE-910	K5	140	5	23432-KVS-900	F10	73	7	28110-KRM-850	G5	84	1
17508-KTE-850ZD N5		188	2	17522-KTE-950ZD N5		188	4	18602-KTE-910	K5	140	6	23432-KWF-900	F10	73	6	28110-KWF-920	G5	84	1
17508-KTE-850ZE N5		188	2	17525-KVE-900	J5	124	9	18640-KTE-910	K5	140	7	23441-KTE-910	F7	70	7	28120-KPH-701	G5	84	2
17508-KTE-910ZA N1		184	2		J7	126	7	18655-KTE-910	K5	140	8	23441-KWF-900	F10	73	8	28120-KRM-851	G5	84	2
17508-KTE-910ZB N1		184	2	17529-KVN-900	J5	124	10					23451-KTE-910	F7	70	8	28120-KWB-921	G5	84	2
17508-KTE-910ZC N1		184	2		J7	126	8	19000				23451-KWF-900	F10	73	9	28131-KRM-850	G5	84	3
17508-KTE-910ZD N1		184	2	17530-KWF-900	J5	124	11					23461-KTE-910	F7	70	9	28131-KTN-900	G5	84	3
17508-KTE-910ZE N1		184	2		J7	126	9	19052-KVO-000	J13	132	1	23461-KWF-900	F10	73	10	28132-KN6-930	G5	84	4
17508-KTE-910ZF N1		184	2	17570-KWF-951	J7	126	10	19509-GE2-003	K3	138	13	23471-KTE-910	F7	70	10	28133-KSP-900	G5	84	5
17508-KWF-840ZA N9		192	2	17611-KFN-850	J2	121	5					23471-KWF-900	F10	73	11	28211-KRM-840	F16	79	2
17508-KWF-840ZB N9		192	2		J5	124	12	22000				23472-KTE-910	F7	70	11	28211-KWF-900	F16	79	2
17508-KWF-840ZC N9		192	2		J7	126	11					23473-KTE-910	F7	70	12	28215-KRM-840	F16	79	3
17508-KWF-840ZD N9		192	2	17613-KTE-910	J2	121	6	22100-KTE-910	E14	61	1	23481-KTE-910	F7	70	13	28221-KRM-840	F16	79	4
17508-KWF-930ZA N3		186	2		J5	124	13	22100-KWF-900	E14	61	1	23481-KWF-900	F10	73	12	28223-KRM-840	F16	79	5
17508-KWF-930ZB N3		186	2		J7	126	12	22100-KWF-940	E14	61	1	23491-KWF-900	F10	73	13	28231-KRM-840	F16	79	6
17509-KTE-910	J2	121	4	17614-KR3-000	J2	121	7	22115-KSP-910	E14	61	2	23501-KWF-900	F10	73	14	28231-KWF-900	F16	79	6
17510-KWF-900ZF J4		123	8		J5	124	14	22120-KRM-840	E14	61	3	23801-KTE-910	F7	70	14	28232-KWF-940	F11	74	28
17510-KWF-900ZG J4		123	8		J7	126	13	22120-KTE-910	E14	61	3		F10	73	15	28241-KTE-910	K9	144	2
17515-KWF-840ZA N9		192	3	17620-KSP-911	J2	121	8	22201-KPM-850	E14	61	4	23801-KWF-900	F10	73	15	28241-KTE-911	K9	144	2
17515-KWF-840ZB N9		192	3	17620-KWF-901	J5	124	15	22201-MR8-000	E14	61	5	23801-KWG-600	F10	73	15	28251-KSP-911	F16	79	7
17515-KWF-840ZC N9		192	3		J7	126	14	22321-KPS-900	E14	61	6	23811-KR3-600	F7	70	15	28261-KRM-840	F16	79	8
17515-KWF-840ZD N9		192	3	17681-KTE-910	J2	121	9	22355-KRM-840	E14	61	7		F10	73	16	28282-KRM-840	F16	79	9
17515-KWF-930ZA N3		186	3	17681-KTE-930	J3	122	20	22355-KTE-910	E14	61	7	23911-KTE-910	F7	70	16	28300-KTE-910	K9	144	3
17515-KWF-930ZB N3		186	3	17681-KWF-900	J5	124	16	22361-KPK-900	E14	61	8					28300-KTE-911	K9	144	3
17516-KWF-840ZA N9		192	4	17682-KWF-950	J7	126	15	22366-KSP-910	E14	61	9	24000				28300-KWF-900	K10	145	6
17516-KWF-840ZB N9		192	4	17711-SOX-A31	J7	126	16	22401-KRM-840	E14	61	10					28307-KWF-900	K15	150	10
17516-KWF-840ZC N9		192	4	17910-KTE-910	H7	94	1	22401-KWF-940	E14	61	10	24211-KRM-840	F14	77	1	28321-KTE-910	K9	144	4
17516-KWF-840ZD N9		192	4	17910-KWF-900	H9	96	1	22810-KRM-800	E12	59	4		F15	78	20	28333-KAN-T40	K9	144	5
17516-KWF-930ZA N3		186	4	17910-KWF-950	H9	96	1	22810-KSP-910	E12	59	4	24212-KTE-910	F14	77	2		K10	145	7
17516-KWF-930ZB N3		186	4	17950-KTE-910	H7	94	2	22810-KWF-900	E12	59	4	24212-KWF-900	F14	77	2				
17520-KWF-840ZE J4		123	8	17950-KWF-900	H9	96	2	22810-KWF-940	E12	59	4	24241-KRM-840	F14	77	3	30000			
17520-KWF-840ZF J4		123	8	17961-KTE-910	H7	94	3	22815-428-000	E12	59	5	24242-KRM-840	F14	77	4	30401-KTE-910	M3	170	1
17520-KWF-840ZG J4		123	8	17961-KTE-911	H7	94	3	22821-KRM-840	E12	59	6	24301-KSP-910	F14	77	5	30410-KTE-911	M3	170	2
17520-KWF-840ZH J4		123	8	17962-KTE-910	H7	94	4	22821-KTE-910	E12	59	6	24301-KTE-910	F14	77	5	30410-KTE-931	M3	170	2
17520-KWF-930ZE J4		123	8					22821-KWF-940	E12	59	6	24410-KSP-860	F15	78	21	30410-KWF-841	M3	170	2
17520-KWF-930ZF J4		123	8	18000				22870-KTE-910	H7	94	5	24410-KTE-910	F14	77	6	30410-KWF-901	M3	170	2
17520-KWF-930ZG J4		123	8					22870-KWF-900	H9	96	3	24430-KRM-810	F14	77	7	30500-KTE-910	M3	170	3
17520-KWF-930ZH J4		123	8	18291-MN5-650	K7	142	1					24436-KSP-910	F14	77	8	30500-KWF-841	M3	170	3
17520-KWF-930ZJ J4		123	8		K8	143	1					24436-KTT-900	F14	77	8	30510-KTY-D31	M5	172	1
17521-KTE-850ZA N5		188	3	18293-KPK-900	K7	142	2					24436-KWF-900	F14	77	8				

PART NO. INDEX

2-B 4

Part Number	Address	Page	Ref.	Part Number	Address	Page	Ref.	Part Number	Address	Page	Ref.	Part Number	Address	Page	Ref.	Part Number	Address	Page	Ref.
40543-KTE-910	I12	115	2	43000				44804-KWF-931	I10	113	9	45519-KCC-841	H11	98	10	50400-KWF-900ZL J10		129	1
40543-KWF-900	L1	152	5					44806-KTE-910	I4	107	2	45520-KCC-841	H11	98	11	50400-KWF-900ZM J10		129	1
40544-KTE-910	I14	117	5	43100-KTE-910ZA	I12	115	4	44809-KPL-900	I7	110	13	45521-KCC-841	H11	98	12	50415-KTE-910 J9		128	3
	J1	120	20	43100-KTE-950ZA	I12	115	4		I10	113	10	45525-KCC-841	H11	98	13	50500-KTE-910 K15		150	1
40544-KWF-900	L1	152	8	43216-MAK-003	I5	108	3	44809-KTC-900	I4	107	3	45526-KCC-841	H11	98	14	50500-KTE-911 K15		150	1
	L3	154	4	43410-KCT-690	I12	115	5	44830-KTE-910	H3	90	11	45530-KCC-841	H11	98	15	50500-KWF-900 K15		150	1
40545-001-000	K16	151	5	43410-KWF-900	I12	115	5	44830-KTE-911	H3	90	11					50520-KWF-960 K15		150	12
	L1	152	6	43431-KTE-910	K16	151	6	44830-KWF-900	H4	91	12	46000				50526-KTE-910 K15		150	2
40546-KWF-900	L1	152	7	43431-KWF-900	L1	152	9		H6	93	12					50530-KTE-910 K15		150	3
40546-KWF-950	L3	154	5		L3	154	6	44831-KTE-910	H3	90	12	46500-KTE-910	K9	144	9	50530-KWF-900 K15		150	3
				43434-ME1-670	I12	115	6					46500-KWF-840	K10	145	14	50602-KSP-900 K13		148	1
41000				43451-KTE-910	K9	144	8	45000				46500-KWF-900	K10	145	14	50610-KTE-910 K12		147	1
				43451-KWF-900	K10	145	10					46500-KWF-950	K10	145	14	50618-KE8-000 K13		148	2
41200-KWF-840	J1	120	27	43455-KSP-900	K10	145	11	45010-KTE-910ZA	I4	107	4	46510-KSP-900	K9	144	10	50619-KFN-850 K13		148	3
41200-KWF-950	I16	119	2	43456-KSP-900	K10	145	12	45010-KTE-950ZA	I4	107	4	46513-KWF-900	K10	145	15	50660-GB2-000 K12		147	2
41201-KTE-910	I14	117	6	43459-KSP-900	K10	145	13	45010-KWF-900ZA	I4	107	4	46515-KWF-900	K11	146	16	50661-KFN-850 K13		148	4
	I16	119	2					45107-KCC-841	I5	108	4	46515-KWF-950	K11	146	16	50701-KSP-900 K13		148	5
41201-KWF-900	I16	119	2	44000				45108-KCC-841	I5	108	5	46525-KK0-003	K9	144	11	50701-KTE-910 K12		147	3
				44301-KPL-900	I6	109	3	45122-KSP-930ZA	I7	110	14					50701-KWF-840ZA K13		148	6
42000					I7	110	2	45126-KTE-921	H11	98	2	50000				50701-KWF-900 K13		148	6
					I7	110	2	45126-KWF-931	H11	98	2					50702-KTE-910 K12		147	4
42301-KTE-910	I14	117	7		I9	112	2	45132-KCC-841	I5	108	6	50100-KTE-912	M7	174	1	50702-KWF-840ZA K13		148	7
	I16	119	3		I10	113	2	45133-KCC-841	I5	108	7	50100-KTE-913	M7	174	1	50702-KWF-900 K13		148	7
42301-KWF-840	I16	119	3	44311-KSP-900	I6	109	4	45133-KCC-841	I5	108	7	50100-KTE-930	M7	174	1	50710-KTE-910 K12		147	5
42301-KWF-900	I16	119	3		I7	110	3	45133-KCC-900	I4	107	5	50100-KWF-840	M7	174	1	50712-405-000 K12		147	6
42301-KWF-950	I16	119	3		I9	112	3	45133-KPL-900	I4	107	5	50100-KWF-900	M7	174	1	50715-405-000 K12		147	7
42303-KTE-910	I14	117	8		I10	113	3		I12	115	7	50100-KWF-960	M7	174	1	50715-KSP-910 K13		148	8
	I16	119	4	44620-KSP-900	I6	109	5	45134-250-000	I4	107	6	50186-KTE-911	L10	161	16	50715-KWF-900 K13		148	9
42303-KWF-900	I16	119	4		I7	110	4		I12	115	8	50186-KWF-900	L11	162	9	50716-KWF-900 K13		148	10
42303-KWF-950	J1	120	26		I9	112	4	45141-KTC-900	I4	107	7	50187-KTE-910	M7	174	2	50721-KTE-910 M7		174	5
42304-KTE-910	I14	117	9		I10	113	4		I12	115	9	50296-KTE-910	M7	174	3	50801-KSP-900 K13		148	11
	I16	119	5	44635-KTE-910ZA	I6	109	6	45145-096-650	I4	107	8	50296-KWF-900	M7	174	14				
42304-KWF-900	I16	119	5	44635-KTE-920ZA	I7	110	5	45145-KFM-900	I12	115	10	50301-268-010	H16	103	2	51000			
42304-KWF-950	I16	119	5	44650-KSP-870	I10	113	17	45155-KTE-920	H11	98	3	50301-KTR-900	H16	103	2				
42313-KTE-910	I12	115	3	44650-KTE-910ZA	I6	109	7	45155-KWF-930	H12	99	25	50351-KTE-910	M7	174	4	51103-KTE-910 K12		147	8
42313-KWF-900	I12	115	3	44650-KTE-920ZA	I7	110	6	45156-KSP-900	H11	98	4	50351-KWF-840	M7	174	15	51103-KWF-900 K13		148	12
42615-KTE-910	I14	117	10	44650-KTE-950	I9	112	10	45160-KWF-930	H12	99	26	50351-KWF-900	M7	174	4	51103-KWF-960 K13		148	12
	I16	119	6	44650-KWF-840	I9	112	5	45220-KCC-841	I5	108	8	50380-KTE-930	L15	166	12	51400-KTE-911 I2		105	1
42615-KWF-900	I16	119	6	44650-KWF-900	I9	112	5	45250-KCC-841	I5	108	9	50380-KWF-840	M2	169	11	51400-KTE-921 I2		105	1
42615-KWF-950	I16	119	6	44650-KWF-930	I10	113	5	45250-KSP-861	I5	108	9	50380-KWF-900	L15	166	12	51400-KWF-841 I2		105	1
42620-KTE-910	I14	117	11	44680-410-000	I7	110	7	45251-KSP-861	I10	113	11	50380-KWF-920	L16	167	12	51400-KWF-901 I2		105	1
42620-KTE-950	I16	119	7		I10	113	6	45251-KSP-931	I7	110	15	50381-KTE-910	L14	165	3	51400-KWF-931 I2		105	1
42635-KTE-910ZA	I14	117	12	44701-KSP-930	I7	110	8	45251-KVE-901	I10	113	11	50383-GB6-300	L16	167	13	51400-KWF-961 I2		105	1
42650-KTE-910ZA	I14	117	13	44711-KFN-852	I6	109	8	45290-KCC-841	I5	108	10		M1	168	10	51401-KTE-911 I2		105	2
42650-KTE-950	J1	120	21		I7	110	9	45352-KCC-841	I5	108	11	50385-KTE-910	L14	165	4	51401-KWF-901 I2		105	2
42650-KWF-900	I16	119	8		I9	112	11	45353-KCC-841	I5	108	12	50385-KTE-930	L16	167	14	51403-447-731 I2		105	4
42701-KTE-910	I6	109	1		I11	114	18	45410-KTE-910	I4	107	9	50385-KWF-840	M2	169	12	51403-KCC-901 I2		105	3
	I14	117	14	44711-KWF-930	I9	112	6	45435-GB2-720	I4	107	10	50386-KTE-910	L14	165	5	51410-KTE-911 I2		105	5
42711-KTC-901	I14	117	15		I10	113	7	45450-KTE-910	H7	94	9	50386-KTE-930	L16	167	15	51410-KWF-901 I2		105	5
	J1	120	22	44712-KFN-852	I6	109	9	45450-KWF-900	H9	96	10		M2	169	13	51412-KAG-901 I2		105	6
42711-KWF-930	I16	119	9		I7	110	10	45451-473-000	I1	104	1	50388-KTE-910	L14	165	6	51420-KTE-911 I2		105	7
42713-KSP-901	I6	109	2		I9	112	12	45458-KWF-900	I1	104	7	50388-KTE-930	L16	167	16	51420-KTE-921 I2		105	7
	I7	110	1		I11	114	19	45504-KCC-841	H11	98	5	50400-KTE-911	J9	128	2	51420-KWF-841 I2		105	7
	I14	117	16	44800-KTE-920	I7	110	11	45510-KSP-901	H11	98	6	50400-KTE-950ZA	J9	128	14	51420-KWF-901 I2		105	7
42753-KWF-901	I9	112	1		I10	113	8	45510-KVT-911	H11	98	6	50400-KWF-900ZF	J10	129	1	51420-KWF-931 I2		105	7
	I10	113	1	44800-KWF-930ZA	I10	113	8	45513-KCC-841	H11	98	7	50400-KWF-900ZG	J10	129	1	51420-KWF-961 I2		105	7
	I16	119	10	44804-KSP-901	I7	110	12	45517-166-006	H9	96	11	50400-KWF-900ZH	J10	129	1	51425-KST-901 I2		105	8
					I10	113	9	45517-KCC-841	H11	98	8	50400-KWF-900ZJ	J10	129	1	51432-KST-901 I2		105	9
				44804-KWF-900	I4	107	2	45518-KCC-841	H11	98	9	50400-KWF-900ZK	J10	129	1	51437-KTC-901 I2		105	10

PART NO. INDEX

2-B 5

Part Number	Address	Page	Ref.	Part Number	Address	Page	Ref.	Part Number	Address	Page	Ref.	Part Number	Address	Page	Ref.	Part Number	Address	Page	Ref.
51437-KVN-901	I2	105	10	53167-KWF-900	H9	96	15	61105-KRY-900	I1	104	5	61315-KWF-900	M9	176	5	64209-KWF-840ZA N10		193	11
51440-KTE-911	I2	105	11	53168-166-000	H7	94	13		M13	180	3	61330-KWF-900	M11	178	1	64209-KWF-840ZB N10		193	11
51440-KWF-901	I2	105	11	53168-KTE-910	H7	94	13	61300-KTE-850ZA M8		175	1	61340-KWF-900	M11	178	2	64209-KWF-840ZC N10		193	11
51490-KST-305	I3	106	12		H9	96	14	61300-KTE-850ZB M8		175	1	61395-KWF-900	M9	176	6	64209-KWF-840ZD N10		193	11
51500-KTE-911	I3	106	13	53171-KCC-900	H7	94	14	61300-KTE-850ZC M8		175	1	61396-KWF-900	M9	176	7	64209-KWF-930ZA N3		186	9
51500-KTE-921	I3	106	13		H9	96	16	61300-KTE-850ZD M8		175	1					64209-KWF-930ZB N3		186	9
51500-KWF-841	I3	106	13	53171-KFN-870	H10	97	17	61300-KTE-850ZE M8		175	1	64000				64209-KWF-930ZC N3		186	9
51500-KWF-901	I3	106	13	53171-KTE-910	H7	94	15	61300-KTE-910ZA M8		175	1					64209-KWF-930ZD N3		186	9
51500-KWF-931	I3	106	13	53172-KTE-910	H8	95	16	61300-KTE-910ZB M8		175	1	64100-KWF-900ZA M9		176	8	64210-KWF-960ZA N8		191	2
51500-KWF-961	I3	106	13		H10	97	18	61300-KTE-910ZC M8		175	1	64108-KWF-900ZA N3		186	5	64210-KWF-960ZB N8		191	2
51520-KTE-911	I3	106	14	53172-KTE-930	H8	95	37	61300-KTE-910ZD M8		175	1		N8	191	1	64214-KWF-840ZA N10		193	12
51520-KTE-921	I3	106	14		H10	97	18	61300-KTE-910ZE M8		175	1		N9	192	7	64214-KWF-900ZA N3		186	10
51520-KWF-841	I3	106	14	53175-KCC-840	H11	98	16	61300-KTE-910ZF M8		175	1	64122-KV0-000	J10	129	2	64214-KWF-900ZB N3		186	10
51520-KWF-901	I3	106	14	53175-KFN-870	H10	97	19	61300-KWF-840ZE M9		176	1	64201-KWF-840ZA M11		178	3		N10	193	12
51520-KWF-931	I3	106	14	53175-KSP-900	H11	98	16	61300-KWF-840ZF M9		176	1	64201-KWF-840ZB M11		178	3	64214-KWF-900ZC N3		186	10
51520-KWF-961	I3	106	14	53175-KTE-910	H8	95	17	61300-KWF-840ZG M9		176	1	64201-KWF-840ZC M11		178	3		N8	191	3
				53178-KTE-910	H8	95	18	61300-KWF-840ZH M9		176	1	64201-KWF-840ZD M11		178	3		N10	193	12
52000				53178-KWF-900	H10	97	20	61301-KWF-900ZA M9		176	1	64201-KWF-900ZA M11		178	3	64214-KWF-900ZD N3		186	10
				53179-KTC-900	H8	95	19	61301-KWF-900ZB M9		176	1	64201-KWF-900ZB M11		178	3		N10	193	12
					H10	97	21	61304-KRY-900	L7	158	2	64201-KWF-930ZF M11		178	3	64214-KWF-960ZA N8		191	3
52101-KTC-900	K16	151	7		H11	97	36		M9	176	2	64201-KWF-930ZG M11		178	3	64215-KWF-840ZA N10		193	13
52101-KWF-900	L1	152	10	53179-KWF-950	H11	97	35	61305-KWF-840ZA N9		192	5	64201-KWF-960ZA M11		178	3	64215-KWF-900ZA N3		186	11
	L3	154	7	53209-GAH-000	H1	88	5	61305-KWF-840ZB N9		192	5	64201-KWF-930ZK M11		178	3	64215-KWF-900ZB N3		186	11
52170-KTE-910	K16	151	8		H2	89	6	61305-KWF-840ZC N9		192	5	64201-KWF-930ZL M11		178	3		N10	193	13
52170-KWF-900	L1	152	11	53211-268-010	H16	103	3	61305-KWF-840ZD N9		192	5	64201-KWF-960ZB M11		178	3	64215-KWF-900ZC N4		187	11
	L3	154	8	53212-200-000	H16	103	4	61306-KTE-850ZA N5		188	5	64202-KWF-840ZA M12		179	4		N8	191	4
52200-KTE-910	K16	151	9	53214-200-000	H16	103	5	61306-KTE-850ZB N6		189	5	64202-KWF-840ZB M12		179	4	64215-KWF-900ZD N4		187	11
52200-KWF-900	L1	152	12	53219-KTE-910	H16	103	6	61306-KTE-850ZC N6		189	5	64202-KWF-840ZC M12		179	4		N10	193	13
52200-KWF-950	L3	154	9	53219-KTE-920	H16	103	6	61306-KTE-850ZD N6		189	5	64202-KWF-840ZD M12		179	4	64215-KWF-960ZA N8		191	4
52400-KTE-911	L5	156	1	53219-KWF-900	H16	103	6	61306-KTE-850ZE N6		185	5	64202-KWF-900ZA M11		178	4	64300-KWF-840ZA M13		180	4
52400-KTE-951	L5	156	1	53219-KWF-930	H16	103	6	61306-KTE-910ZA N2		185	5	64202-KWF-900ZB M11		178	4	64300-KWF-840ZB M13		180	4
52400-KWF-901	L5	156	1	53220-KSP-900	H16	103	7	61306-KTE-910ZB N2		185	5	64202-KWF-930ZF M11		178	4	64300-KWF-840ZC M13		180	4
52400-KWF-961	L5	156	1	53230-KTE-910	H13	100	6	61306-KTE-910ZC N2		185	5	64202-KWF-930ZG M11		178	4	64300-KWF-840ZD M13		180	4
52486-056-000	L5	156	3	53230-KWF-900	H14	101	9	61306-KTE-910ZE N2		185	5	64202-KWF-930ZJ M11		178	4	64315-KTE-910	M8	175	5
52486-KAG-901	L5	156	2	53700-KWF-840	M13	180	1	61306-KTE-910ZF N2		185	5	64202-KWF-930ZK M11		178	4	64315-KWF-900	M9	176	9
52486-KTN-701	L5	156	3					61306-KWF-840ZA N9		192	6	64202-KWF-930ZL M11		178	4	64316-KWF-900	M9	176	10
52489-399-601	L5	156	4	61000				61306-KWF-840ZB N9		192	6	64202-KWF-960ZA M11		178	4	64400-KWF-840ZA M13		180	5
52495-098-000	L5	156	5					61306-KWF-840ZC N9		192	6	64202-KWF-960ZB M12		179	4	64400-KWF-840ZB M13		180	5
				61100-KTE-910ZA I1		104	2	61306-KWF-840ZD N9		192	6	64206-KWF-840ZA N9		192	8	64400-KWF-840ZC M13		180	5
				61100-KTE-910ZB I1		104	2	61307-KTE-850ZA N6		189	6	64206-KWF-840ZB N9		192	8	64400-KWF-840ZD M13		180	5
				61100-KTE-910ZD I1		104	2	61307-KTE-850ZB N6		189	6	64206-KWF-840ZC N9		192	8	64500-KWF-900	M9	176	11
53100-KTE-911	H13	100	4	61100-KTE-910ZE I1		104	2	61307-KTE-850ZC N6		189	6	64206-KWF-840ZD N10		193	8	64510-KWF-900	M9	176	12
53100-KWF-840ZA H14	101	5		61100-KTE-910ZG I1		104	2	61307-KTE-850ZD N6		189	6	64206-KWF-930ZA N3		186	6	64520-KWF-900	M12	179	5
53100-KWF-900ZA H14	101	5		61100-KTE-910ZJ I1		104	2	61307-KTE-850ZE N6		189	6	64206-KWF-930ZB N3		186	6	64530-KWF-840	M13	180	6
53100-KWF-960ZA H14	101	5		61100-KWF-900ZF I1		104	2	61307-KTE-910ZA N2		185	6	64207-KWF-840ZA N10		193	9	64530-KWF-900	M9	176	13
53104-KWF-960	H15	102	19	61100-KTE-910ZL I1		104	2	61307-KTE-910ZB N2		185	6	64207-KWF-840ZB N10		193	9	64550-KWF-900	M12	179	15
53127-KWF-900	H14	101	6	61100-KTE-910ZM I1		104	2	61307-KTE-910ZC N2		185	6	64207-KWF-840ZC N10		193	9	64615-KR1-860	M8	175	6
53127-KWF-930	H14	101	6	61100-KWF-900ZF I1		104	2	61307-KTE-910ZD N2		185	6	64207-KWF-840ZD N10		193	9				
53127-KWF-950	H14	101	6	61100-KWF-900ZG I1		104	2	61307-KTE-910ZE N2		185	6	64207-KWF-930ZA N3		186	7	75000			
53130-KTE-910	H13	100	5	61100-KWF-900ZH I1		104	2	61307-KTE-910ZF N2		185	6	64207-KWF-930ZB N3		186	7				
	H14	101	7	61100-KWF-900ZJ I1		104	2	61308-KTE-910ZA N2		185	7	64208-KWF-840ZA N10		193	10	75581-GN8-920	J9	128	4
	H14	101	7	61100-KWF-900ZK I1		104	2	61308-KTE-950ZA N6		189	7	64208-KWF-840ZB N10		193	10		J10	129	3
53131-KWF-900ZA H14	101	8		61100-KWF-900ZL I1		104	2	61311-KTE-910	M8	175	2	64208-KWF-840ZC N10		193	10				
53140-KSP-900	H7	94	10	61100-KWF-900ZM I1		104	2	61311-KWF-840	M9	176	3	64208-KWF-840ZD N10		193	10	77000			
	H9	96	12	61102-KTE-910	I1	104	3	61311-KWF-900	M9	176	3	64208-KWF-930ZA N3		186	8				
	H9	96	12	61102-KWF-900	I1	104	3	61312-149-300	M8	175	3	64208-KWF-930ZB N3		186	8	77100-KWF-900	J10	129	4
53140-KWF-950	H9	96	12	61102-KWF-950	I1	104	3	61312-KWF-900	M9	176	4	64208-KWF-930ZC N3		186	8	77106-KTE-950	J9	128	15
53166-KSP-900	H7	94	11	61103-357-000	L12	163	8	61315-KTE-911	M8	175	4	64208-KWF-930ZD N3		186	8	77156-KTE-910	J9	128	5
	H9	96	13	61103-KRY-900	I1	104	4												
53166-KSP-A70	H9	96	13		M13	180	2												
53167-GE4-000	H7	94	12	61104-KM7-910	L12	163	9												

PART NO. INDEX

Part Number	Address	Page	Ref.	Part Number	Address	Page	Ref.	Part Number	Address	Page	Ref.	Part Number	Address	Page	Ref.
90083-KRM-840	E9	56	9					90344-KTE-910	L6	157	6		J1	120	14
90083-KSP-910	E9	56	9	90131-KRM-840	F4	67	9	90380-MB2-000	L10	161	17	90559-KTR-900	I13	116	21
90084-KRM-840	F7	70	17	90131-KSP-910	F4	67	9	90401-KRM-840	E15	62	13	90601-473-003	K9	144	13
	F10	13	17	90133-SL9-003	H6	93	15	90401-KTE-910	E14	61	13		K11	146	18
90084-MN8-010	F1	64	5	90145-GW3-981	H11	98	20	90404-KPT-A00	E4	51	18	90601-GF5-731	I3	106	20
90085-KSP-901	G5	84	6	90155-KSP-900	I5	108	13		E6	53	20	90601-KRM-840	F8	71	24
90087-KRM-840	F1	64	6	90158-KM7-911	H4	91	15	90417-360-000	F15	78	16	90602-KPL-900	L14	165	7
90087-KSP-860	F1	64	6		H6	93	16	90417-KRM-840	F15	78	16		L16	167	19
90091-KWF-940	E6	53	18	90164-KPL-900	H13	100	8	90432-KPT-A00	E16	63	13	90602-KRM-840	F11	74	29
90101-GEO-000	L16	167	17		H15	102	12	90441-KRM-840	F4	67	10		F16	79	13
	M2	169	14	90201-KRM-840	F3	66	4	90442-147-000	H8	95	27	90605-200-000	F8	71	25
	M9	176	14	90201-MW3-620	H8	95	26	90443-MB0-000	E6	53	21	90605-KWF-900	F11	74	22
	M12	179	7		H10	97	28	90450-ZA0-000	K5	140	10	90616-KTE-910	H3	90	21
90101-GJ6-000	H1	88	6	90202-KRM-840	E14	61	12	90451-KRM-840	F16	79	10	90628-750-000	M4	171	15
	H2	89	7	90206-KSP-910	E8	55	13	90452-GB4-770	F8	71	23		M5	172	20
90103-KAB-000	K8	143	14	90231-KSP-910	E16	63	12		F16	79	12	90651-KCC-841	H12	99	23
90103-KTE-920	H8	95	24	90301-KBW-940	M10	177	18	90452-KRM-840	F7	70	18	90651-KM9-000	K3	138	16
	H10	97	25	90302-KBP-900	I12	115	11	90453-KRM-840	F7	70	19	90651-KTE-910	L12	163	10
90104-GT8-600	J12	131	6		I14	117	18	90453-KVS-900	F11	74	18	90651-KV6-003	M4	171	25
	K1	136	4		J1	120	23	90453-KWF-900	F11	74	18		M5	172	21
	M12	179	8		L1	152	13	90454-KPS-900	F11	74	19	90651-MK3-780	K3	138	17
					L3	154	11	90454-KTE-910	F7	70	20	90652-MB1-000	J7	126	19
90104-KT2-000	J16	135	6	90302-KST-942	I12	115	12	90454-KWF-900	F11	74	19	90666-SDA-A01	J14	133	8
	K1	136	4	90302-KTE-911	I7	110	17	90455-KSP-910	F16	79	11		M10	177	20
90105-KSP-870	I10	113	12		I12	115	12	90456-KRM-840	F7	70	21	90678-MR1-690	K5	140	11
90105-KVN-900	M13	180	8	90303-KCC-841	H11	98	21		F11	74	20	90682-SAO-670	K5	140	12
90105-MK5-010	I7	110	16	90304-KSP-900	H13	100	9	90456-KTE-910	F7	70	22	90702-KRM-840	E1	48	9
90106-GHR-J20	E16	63	11		H15	102	13	90456-KWF-900	F11	74	20		E12	59	7
90107-GN1-010	K15	150	4	90304-KTE-911	H13	100	10	90457-KRM-840	F15	78	17		E16	63	14
90107-KAN-900	K7	142	9		H15	102	14	90458-KRM-840	F8	71	23		F1	64	7
90107-KST-940	K8	143	10		K15	150	5		F16	79	12		F5	68	11
90107-MCT-771	H15	102	20	90305-KSP-900	K7	142	10	90458-KVS-900	F11	74	21	90703-KRM-840	E4	51	20
90109-MT3-000	M9	176	15		K8	143	11						E11	58	4
90109-MZ5-008	H3	90	16	90306-KRM-840	E4	51	17					90704-KRM-840	E4	51	19
	H4	91	14		E6	53	19	90458-KWF-900	F11	74	21		E6	53	22
	H6	93	14	90306-KST-942	I9	112	7		F16	79	12	90741-KFB-000	F6	69	8
90111-162-000	K3	138	14		I10	113	13	90463-KRM-840	E1	48	7	90741-KGH-900	F6	69	9
	L6	157	4		I12	115	13		E2	49	6				
90111-KCC-841	H11	98	17	90306-KTE-911	I6	109	10	90501-KPT-A00	E15	62	14		91000		
90111-KWF-900	K3	138	14		I7	110	18		F3	66	5				
	L3	154	10		I9	112	7	90502-155-000	K11	146	17	91001-KSP-913	F6	69	10
	L7	158	7		I10	113	13	90503-KSP-900	H13	100	11	91003-KSP-910	F8	71	26
	M9	176	17		I12	115	13		H15	102	15		F11	74	23
90111-MM9-000	M9	176	16		K16	151	10	90504-964-000	M10	177	19	91004-KTN-900	F8	71	28
90111-MR5-000	L16	167	18		L1	152	14	90505-425-000	I12	115	14		F11	74	24
	M1	168	13		L3	154	12	90521-028-000	K9	144	12	91005-KTN-900	F8	71	30
	M2	169	15	90307-KTE-910	I14	117	19		K15	150	6		F11	74	25
90112-KCC-841	H11	98	18		I16	119	12	90521-427-770	H13	100	12	91006-KTN-900	F8	71	29
90113-KWF-900	H10	97	26	90309-KTE-911	I14	117	20		H15	102	16		F11	74	26
90114-310-000	H10	97	27		J1	120	13	90521-KSP-900	I3	106	18	91022-KSP-900	G5	84	7
90114-428-870	H8	95	25	90310-KTE-910	M8	175	8	90522-KSP-860	L7	158	9	91051-KWF-901	J1	120	15
	H10	97	27	90311-KTE-910	L6	157	5	90543-KSP-910	E1	48	8	91052-KWF-901	I9	112	8
	H11	98	19		L7	158	17		E2	49	7		J1	120	16
90116-KAG-901	I3	106	15	90320-747-000	K1	136	5	90543-MV9-670	E1	48	8	91053-KWF-931	I10	113	14
90117-383-000	H13	100	7		K3	138	15	90544-439-930	I3	106	19	91105-KSP-910	E1	48	9
	H15	102	11		L4	155	13	90545-300-000	H12	99	22		E2	49	8
90123-KRM-860	I3	106	16		L7	158	8	90551-KTE-910	L5	156	6		E12	59	7
90123-KSP-901	I3	106	17	90320-GC3-000	M12	179	10						E16	63	14
90128-KTE-910	I14	117	17	90320-KTE-910	K3	138	15	90558-KTR-900	I13	116	21		F1	64	7

PART NAME INDEX

2-C 1

Part name	Address	Page	Ref.	Part name	Address	Page	Ref.	Part name	Address	Page	Ref.
[A]				BATTERY	L14	165	1	BOLT, FLANGE, 6MM	L3	154	10
					L15	166	1		L6	157	4
ADJUSTER COMP., L. CHAIN	I14	117	5		M1	168	1		L7	158	7
	J1	120	20	BATTERY ASSY.	M2	169	1		M9	176	17
	L1	152	5	BEARING, NEEDLE, 22X29X16.8 ...	G5	84	7	BOLT, FLANGE, 6X10	K3	138	23
ADJUSTER COMP., R. CHAIN	I12	115	2	BEARING, RADIAL BALL, 12X32X10	F8	71	30		K16	151	16
	L1	152	8		F11	74	25		L2	153	21
	L3	154	4	BEARING, RADIAL BALL, 17X40X12	F8	71	28		L16	167	22
AID KIT, FIRST	M14	181	1		F11	74	24		M2	169	20
ARM ASSY., KICK STARTER	K9	144	3	BEARING, RADIAL BALL, 17X42X12	F8	71	26	BOLT, FLANGE, 6X105	E5	52	24
	K10	145	6		F11	74	23		E7	54	26
ARM COMP., MIDDLE	K11	146	16	BEARING, RADIAL BALL, 20X47X14	F8	71	29	BOLT, FLANGE, 6X12	E1	48	10
ARM COMP., VALVE ROCKER	E8	55	3		F11	74	26		E2	49	5
ARM, FR. BRAKE	I4	107	9	BEARING, RADIAL BALL, 6001	E8	55	14		H12	99	24
ARM, GEAR CHANGE	K10	145	2	BEARING, RADIAL BALL, 6003	E15	62	15				
ARM, RR. BRAKE	I12	115	5	BEARING, RADIAL BALL, 6203UU ..	I15	118	26		J8	127	25
ARM, RR. BRAKE STOPPER	K16	151	6		J1	120	15		J9	128	12
	L1	152	9	BEARING, RADIAL BALL, 6203(UU)	J1	120	15		K6	141	16
	L3	154	6	BEARING, RADIAL BALL, 6301U ...	I6	109	12		M1	168	14
AXLE, FR. WHEEL	I6	109	3		I8	111	22		M4	171	18
	I7	110	2		I9	112	8		M6	173	25
	I9	112	2		I15	118	25		M7	174	10
	I10	113	2		J1	120	16		M8	175	11
AXLE, RR. WHEEL	I14	117	7	BEARING, RADIAL BALL, 6301UU ..	I10	113	14		M12	179	14
	I16	119	3	BEARING, RADIAL BALL, 6301(UU)	I10	113	14		M13	180	10
				BEARING, RADIAL BALL, 6301(U) ..	I9	112	8	BOLT, FLANGE, 6X14	E5	52	22
[B]					J1	120	16		E7	54	25
BAG, SERVICE BOOK	J9	128	11	BEARING, ROLLER, 30X58X17	F6	69	10		H15	102	18
	J10	129	12	BODY COMP., BYSTARTER	G3	82	16		K11	146	27
BAG, TOOL, 160MM	M14	181	9	BODY COMP., FRAME	M7	174	1	BOLT, FLANGE, 6X16	E9	56	11
BALL ASSY., STEEL,	H16	103	1	BODY SET	G8	87	8		F5	68	15
BALL, STEEL,	K9	144	24	BOLT A, BRAKE STOPPER	I12	115	15		G1	80	15
	K11	146	28	BOLT A, FR. FORK	I3	106	17		K6	141	17
BAND B1, WIRE	H2	89	8	BOLT A, STOPPER ARM	K16	151	11		K8	143	15
	H7	94	6		L1	152	15		L7	158	12
	H9	96	4		L4	155	14	BOLT, FLANGE, 6X18	F5	68	19
BAND COMP., BATTERY	L14	165	3	BOLT, ADAPTER, 10MM	H8	95	24	BOLT, FLANGE, 6X20	F5	68	20
BAND, AIR CLEANER CONNECTING TUBE	K3	138	21		H10	97	25		J14	133	11
	K4	139	25	BOLT, ADJUSTING	H1	88	6		K9	144	22
BAND, BATTERY	M1	168	12		H2	89	7		K11	146	24
BAND, INSULATOR	E3	50	10	BOLT, BODY COVER SETTING	K7	142	9		L7	158	13
	E5	52	25	BOLT, CYLINDER STUD, 8X140	F4	67	8		M4	171	19
	E6	53	10	BOLT, DISK, 8X22	I7	110	16				
BAND, TOOL	L7	158	16	BOLT, DISK, 8X24	I10	113	12	BOLT, FLANGE, 6X22	M6	173	26
BAND, WIRE, 165MM	M4	171	25	BOLT, DRAIN PLUG, 12MM	F4	67	9		E10	57	12
	M5	172	21	BOLT, DRIVE SPROCKET FIXING ...	F7	70	17		G6	85	11
BAR COMP., SIDE STAND	K15	150	3		F10	73	17		G7	86	10
BAR COMP., STEP	K12	147	1	BOLT, FLANGE SOCKET, 6X22	E6	53	18		H11	97	34
BAR, L. MAIN STEP	K13	148	11	BOLT, FLANGE, 10X110	M7	174	6	BOLT, FLANGE, 6X25	E5	52	23
BAR, PILLION STEP	K12	147	7	BOLT, FLANGE, 10X16	K14	149	19		E14	61	11
BAR, R. MAIN STEP	K13	148	5	BOLT, FLANGE, 10X35	L5	156	12		H8	95	34
BASE COMP., TAILLIGHT	L12	163	3	BOLT, FLANGE, 10X55	K7	142	13				
BASE, L. WINKER	L8	159	6		K8	143	14		H11	97	35
	L9	160	6	BOLT, FLANGE, 10X57	K8	143	14		H11	98	17
	L10	161	21	BOLT, FLANGE, 10X85	M7	174	11		J10	129	15
BASE, R. WINKER	L8	159	2	BOLT, FLANGE, 5X14	E4	51	14		K6	141	18
	L10	161	23		E6	53	16	BOLT, FLANGE, 6X28	H13	100	7
				BOLT, FLANGE, 5X20	G8	87	2		H15	102	11
				BOLT, FLANGE, 6MM	K3	138	14		M10	177	23

PART NAME INDEX

Part name	Address	Page	Ref.	Part name	Address	Page	Ref.	Part name	Address	Page	Ref.
BOLT, FLANGE, 6X30	E12	59	12	BOLT, STUD, 6X18	I7	110	21	CABLE COMP., FR. BRAKE.....	H7	94	9
	F1	64	10	BOLT, STUD, 8X20	I14	117	17		H9	96	10
	I1	104	6		I16	119	11	CABLE COMP., SPEEDOMETER.....	H3	90	11
BOLT, FLANGE, 6X32	I4	107	15	BOLT, STUD, 8X22	E4	51	16		H4	91	12
BOLT, FLANGE, 6X35	E16	63	17		E6	53	17		H6	93	12
	F1	64	11	BOLT, SWINGARM PIVOT	K16	151	7	CABLE COMP., THROTTLE.....	H7	94	1
	I13	116	20		L1	152	10		H9	96	1
BOLT, FLANGE, 6X40	E13	60	13		L3	154	7	CABLE, BATTERY EARTH.....	L15	166	8
	F5	68	16	BOOT COMP.	H11	98	5		M1	168	7
BOLT, FLANGE, 6X45	F1	64	12	BOOT, B	I5	108	7		M2	169	7
	F5	68	17	BOOT, HEADLIGHT BRACKET	M8	175	3	CABLE, INNER.....	H3	90	12
BOLT, FLANGE, 6X70	F5	68	18	BOOT, PIN BUSH	I5	108	6	CABLE, SEAT LOCK.....	J9	128	5
BOLT, FLANGE, 8X16	J9	128	13	BOX ASSY., SPEEDOMETER GEAR ...	I7	110	11	CABLE, STARTER MAGNETIC			
	K12	147	12		I10	113	8	BATTERY	L15	166	3
	K13	148	16	BOX COMP., BATTERY	L15	166	12		M1	168	2
BOLT, FLANGE, 8X18	K13	148	17		L16	167	12		M2	169	2
BOLT, FLANGE, 8X20	J9	128	16		M2	169	11	CABLE, STARTER MOTOR.....	L15	166	5
	K12	147	13	BRACKET COMP., L. PILLION STEP	K12	147	4		M1	168	4
	K15	150	11		K13	148	10		M2	169	4
BOLT, FLANGE, 8X25	I5	108	13	BRACKET COMP., R. PILLION STEP	K12	147	3	CALIPER SUB ASSY., R. FR.....	I5	108	9
	J10	129	16		K13	148	9	CAMSHAFT COMP.....	E8	55	2
	K9	144	23	BRACKET COMP., SIDE STAND	K15	150	12				15
	K11	146	25	BRACKET SUB ASSY., FR. CALIPER	I5	108	10	CAM, FR. BRAKE.....	I4	107	7
BOLT, FLANGE, 8X28	J3	122	16	BRACKET, L. HANDLE LEVER	H8	95	16		I12	115	9
	J6	125	27				37	CAP ASSY., NOISE SUPPRESSOR ...	M3	170	4
	J8	127	26		H10	97	18		M5	172	3
BOLT, FLANGE, 8X35	H16	103	8	BRACKET, NUMBER PLATE STAY	M9	176	10	CAP COMP., FUEL FILLER.....	J2	121	8
	K12	147	14	BRACKET, R. HANDLE LEVER	H7	94	15		J5	124	15
	K13	148	18		H10	97	17		J7	126	14
BOLT, FLANGE, 8X40	K11	146	26	BRACKET, UNDER COWL	M13	180	1	CAP, 14MM.....	F1	64	5
	M10	177	24	BRIDGE COMP., FORK TOP	H13	100	6	CAP, 32MM.....	F1	64	6
BOLT, FLANGE, 8X85	M7	174	11		H14	101	9	CAP, BLEEDER.....	I5	108	12
			13	BULB, HEADLIGHT	H1	88	4	CAP, CHAIN CASE PEEP HOLE.....	K16	151	5
BOLT, FR. FORK	I3	106	16		H2	89	5		L1	152	6
BOLT, HANDLE LEVER	H11	98	19	BULB, TAILLIGHT	L12	163	7	CAP, CHANGE SWITCH CONTACT....	F14	77	12
BOLT, HANDLE LEVER PIVOT	H8	95	25		L13	164	3	CAP, COCK HOLE.....	K1	136	7
	H10	97	26	BULB, WEDGE BASE	H3	90	1	CAP, DUMMY.....	M5	172	7
			27		H4	91	1	CAP, LOCK NUT.....	H8	95	20
BOLT, HEAD COVER	E2	59	4		H6	93	1				21
BOLT, HEX., 6X12	K13	148	13	BULB, WINKER	L10	161	15		H10	97	22
BOLT, HEX., 6X20	F14	77	14		L11	162	8	CAP, MASTER CYLINDER.....	H11	98	7
	M5	172	22	BUSH, 14.3MM	F7	70	12	CAP, OIL FILTER ROTOR.....	E16	63	7
BOLT, KNOCK, 5MM	E9	56	9	BUSH, 17MM	F7	70	11	CAP, RR. GRIP END.....	J9	128	3
BOLT, L. CRANKCASE COVER	E1	48	6		F11	74	28	CAP, SWINGARM END.....	L1	152	7
BOLT, OIL, 10X22	H11	98	20	BUSH, 17X20.5X8.0	F7	70	4		L3	154	5
BOLT, PLUG DRAIN, 12MM	F4	67	9		F10	73	4	CARBURETOR ASSY.....	G2	81	12
BOLT, RECESSED, 5X30	E4	51	15		F16	79	1		G3	82	12
BOLT, RECESSED, 6X12	L16	167	20	BUSH, 20MM	F7	70	6	CASE ASSY., UNDER.....	H3	90	9
	M2	169	16		F10	73	7		H4	91	10
BOLT, SETTING	G6	85	4	BUSH, 20X23X10.8	F10	73	6		H6	93	10
	G7	86	4	BUSH, RUBBER	L5	156	5	CASE ASSY., UPPER.....	H3	90	8
BOLT, SOCKET, 5X9	L16	167	18	BUSH, UPPER RUBBER	L5	156	4		H4	91	9
	M1	168	13						H6	93	9
	M2	169	15	[C]				CASE SUB ASSY., AIR CLEANER ...	K2	137	5
BOLT, SOCKET, 6MM	G5	84	6						K3	138	22
BOLT, SOCKET, 6X16	F3	66	6	CABLE COMP., CHOKE	H7	94	2	CASE, DRIVE CHAIN.....	L3	154	1
BOLT, SOCKET, 6X25	F3	66	7		H9	96	2	CASE, L. FR. BOTTOM.....	I3	106	14
BOLT, SOCKET, 8MM	I3	106	15	CABLE COMP., CLUTCH	H7	94	5	CASE, R. FR. BOTTOM.....	I2	105	7
BOLT, SPECIAL, 6X22	M13	180	8		H9	96	3	CASE, UNDER HALF DRIVE CHAIN..	K16	151	2

PART NAME INDEX

Part name	Address	Page	Ref.	Part name	Address	Page	Ref.	Part name	Address	Page	Ref.
CASE, UNDER HALF DRIVE CHAIN	L1	152	2	CLIP, WIRE, 2X100	M12	179	12	COVER COMP., R. CRANKCASE	E12	59	1
CASE, UPPER HALF DRIVE CHAIN	K16	151	1	CLUTCH ASSY., ONE WAY	G5	84	2	COVER SET, L. SIDE	J15	134	4
	L1	152	1	COCK ASSY., FUEL	J2	121	1		K1	136	3
CATCH COMP., SEAT	J9	128	10		J4	123	2				10
	J10	129	10	COIL COMP., IGNITION	M3	170	3	COVER SET, RR. FENDER	L7	158	5
CENTER, CLUTCH	E14	61	3		M5	172	1	COVER SET, R. SIDE	J15	134	1
CHAIN, CAM	E9	56	2	COLLAR	M5	172	10		K1	136	2
CHAIN, DRIVE	K16	151	3	COLLAR A, FR. FENDER	I1	104	4				9
	L1	152	3		M13	180	2	COVER SUB ASSY., AIR CLEANER	K2	137	9
	L3	154	2	COLLAR, 20MM	F10	73	7	COVER, AIR CLEANER DUCT	K2	137	7
CHAMBER SET, FLOAT	G2	81	4	COLLAR, 25MM	F7	70	16	COVER, BATTERY	L14	165	5
CIRCLIP	H12	99	23	COLLAR, 6.5X11X3	K13	148	2		L16	167	15
CIRCLIP, 17MM	F8	71	24	COLLAR, 9MM	E1	48	5		M1	168	11
CIRCLIP, EXTERNAL, 14MM	F15	78	18	COLLAR, CARRIER	J10	129	14		M2	169	13
CIRCLIP, EXTERNAL, 16MM	G1	80	14	COLLAR, CHAIN CASE SETTING	L7	158	9	COVER, BATTERY TERMINAL	L15	166	7
CIRCLIP, EXTERNAL, 17MM	F11	74	29	COLLAR, FAIRING SETTING	L12	163	9		M1	168	6
	F16	79	13	COLLAR, FR. AXLE DISTANCE	I6	109	5		M2	169	6
CLAMP	H3	90	4		I7	110	4	COVER, CHANGE PEDAL	K10	145	4
	H4	91	4		I9	112	4	COVER, COMBINATION SWITCH	H14	101	3
	H6	93	4		I10	113	4	COVER, CYLINDER HEAD	E2	49	1
CLAMPER A, FR. BRAKE HOSE	H11	98	3	COLLAR, FR. COWL	M9	176	5	COVER, L. CRANKCASE	F1	64	1
CLAMPER B, FR. BRAKE HOSE	H11	98	4	COLLAR, FR. WHEEL SIDE	I6	109	4	COVER, L. HANDLE LEVER	H8	95	19
CLAMPER, A.C. GENERATOR CORD	F3	66	3		I7	110	3		H10	97	21
CLAMPER, FR. BRAKE	H12	99	25		I9	112	3				36
CLAMP, CANISTER HOSE	K5	140	12		I10	113	3	COVER, MUFFLER	K7	142	4
CLAMP, TUBE	K3	138	13	COLLAR, FUEL TANK MOUNTING	J2	121	7		K8	143	4
			20		J5	124	14	COVER, O2 SENSOR	E6	53	14
	L14	165	7		J7	126	13	COVER, RUBBER	H1	88	2
	L16	167	19	COLLAR, HORN SETTING	M3	170	10		H2	89	3
	M2	169	18		M5	172	13	COVER, R. HANDLE LEVER	H7	94	14
CLIP	M4	171	15	COLLAR, KICK SPRING	F16	79	9		H9	96	16
	M5	172	20	COLLAR, METER	K5	140	9	COVER, STARTER MAGNETIC			
CLIP, 2X70	M12	179	13	COLLAR, MUFFLER MOUNTING	K7	142	7		L15	166	4
CLIP, 4X50	L12	163	10		K8	143	8	TERMINAL	M1	168	3
CLIP, BREATHER TUBE	K3	138	16	COLLAR, RADIATOR MOUNTING	J13	132	1		M2	169	3
			17	COLLAR, RR. AXLE DISTANCE	I14	117	11	COVER, STARTER MOTOR TERMINAL	L15	166	6
	K5	140	2		I16	119	7		M1	168	5
CLIP, HANGER PIN	I5	108	3	COLLAR, RR. AXLE SLEEVE	I14	117	9		M2	169	5
CLIP, HEADLIGHT	H1	88	5		I16	119	5	COVER, TOOL BOX	L6	157	3
	H2	89	6	COLLAR, RR. BRAKE PANEL SIDE	I12	115	3		L7	158	4
CLIP, HOSE	K5	140	11	COLLAR, RR. CUSHION RUBBER				COWL SET, FR.	M9	176	1
CLIP, PISTON PIN, 13MM	F6	69	5		BUSH	L5	156	3	M11	178	4
CLIP, SNAP FITTING	J14	133	8	COLLAR, RUBBER BUSH	L5	156	2		M12	179	4
	M10	177	20				3	COWL SET, L. RR.	J11	130	3
CLIP, TUBE	G4	83	28	COLLAR, R. CRANKSHAFT	F6	69	6	COWL SET, RR. CENTER	J11	130	4
			29	COLLAR, SEAT MOUNTING	J10	129	8	COWL SET, RR. LOWER	J13	132	2
	J2	121	14	COLLAR, SPRING	I2	105	3	COWL SET, R. FR.	M11	178	3
	J3	122	15	COLLAR, STARTER REDUCTION	G5	84	5	COWL SET, R. RR.	J11	130	2
	J6	125	22	COLLAR, WINKER STAY	K7	142	8	COWL, FR.	M9	176	1
			23		K8	143	9	COWL, L. UNDER	M13	180	5
	J7	126	19	CONTACT ASSY., NEUTRAL SWITCH	F5	68	21	COWL, RR. LOWER	J13	132	2
			22	CORD COMP., OXYGEN SENSOR	E6	53	13	COWL, RR. UPPER	J13	132	3
			22	COTTER, VALVE	E8	55	11	COWL, R. UNDER	M13	180	4
			23	COUNTERSHAFT COMP.	F7	70	2	CRANKCASE COMP., L.	F4	67	3
	K3	138	16		F10	73	2	CRANKCASE COMP., R.	F4	67	1
			17	COVER COMP., CYLINDER HEAD	E1	48	1	CRANKSHAFT COMP.	F6	69	1
CLIP, VALVE GUIDE	E3	50	7	COVER COMP., L. RR.	F1	64	2	CUP SET, FUEL STRAINER	J3	122	18
	E6	53	6				13		J4	123	4
					F2	65	13	CUSHION ASSY., RR.	L5	156	1

PART NAME INDEX

2-C 4

Part name	Address	Page	Ref.	Part name	Address	Page	Ref.	Part name	Address	Page	Ref.
CUSHION A, WINDSCREEN	M9	176	11	EMBLEM, SIDE COVER	N8	191	6	GASKET, OIL FILTER CAP.....	E16	63	10
CUSHION B, WINDSCREEN	M9	176	12	E-RING, 8MM	K9	144	13	GASKET, R. CRANKCASE COVER....	E12	59	2
CUSHION, C.D.I. UNIT	M3	170	1		K11	146	18	GASKET, TENSIONER LIFTER.....	E9	56	6
CUSHION, FR. COWL	M9	176	13	[F]				GAUGE, OIL LEVEL.....	E12	59	3
CUSHION, FR. FUEL TANK	J2	121	5					GEAR COMP., OIL PUMP.....	E16	63	2
	J5	124	12	FENDER, FR.	I1	104	2	GEAR COMP., STARTER DRIVEN....	G5	84	1
	J7	126	11	FENDER, HUGGER	L7	158	6	GEAR, COUNTERSHAFT FIFTH.....	F10	73	14
CUSHION, PGM-FI UNIT	M5	172	19	FENDER, RR.	L6	157	2	GEAR, COUNTERSHAFT FOURTH.....	F7	70	13
CUSHION, RR. COWL	J11	130	1		L7	158	3		F10	73	12
CYLINDER COMP.	E11	58	1	FILM, PROTECTION	K1	136	6	GEAR, COUNTERSHAFT LOW.....	F7	70	3
CYLINDER SET, MASTER	H11	98	15	FILM, TANK PROTECTOR	J2	121	3		F10	73	3
CYLINDER SUB ASSY., FR. BRAKE								GEAR, COUNTERSHAFT SECOND.....	F7	70	7
MASTER	H11	98	6						F10	73	8
C.D.I. UNIT	M3	170	2					GEAR, COUNTERSHAFT THIRD.....	F7	70	9
C.D.I. UNIT COMP., DIGITAL ...	M3	170	2						F10	73	10
[D]								GEAR, KICK STARTER IDLE.....	F16	79	6
DAMPER A, CONNECTOR	J7	126	5	FILTER, CUP	J3	122	19	GEAR, MAINSHAFT FIFTH.....	F10	73	13
DAMPER SET, WHEEL	I14	117	1		J4	123	7	GEAR, MAINSHAFT FOURTH.....	F7	70	10
	I16	119	1	FLANGE SUB ASSY., FINAL DRIVEN	I14	117	10		F10	73	11
DIAPHRAGM	H11	98	11		I16	119	6	GEAR, MAINSHAFT SECOND.....	F7	70	5
DISK, CLUTCH FRICTION	E14	61	4	FLAP, TIRE	I6	109	2		F10	73	5
					I7	110	1	GEAR, MAINSHAFT THIRD.....	F7	70	8
DISK, FR. BRAKE	I7	110	15		I14	117	16		F10	73	9
	I10	113	11	FLOAT SET	G2	81	3	GEAR, PRIMARY DRIVE.....	F6	69	7
DOWEL PIN, 10X12	E4	51	20	FLYWHEEL COMP.	F3	66	1	GEAR, SPEEDOMETER.....	I4	107	2
	E7	54	23						I7	110	12
	E11	58	4	FORK ASSY., L. FR.	I3	106	13		I10	113	9
DOWEL PIN, 6X10	E4	51	19	FORK ASSY., R. FR.	I2	105	1	GEAR, STARTER DRIVEN.....	G5	84	1
	E6	53	22	FORK C, GEARSHIFT	F14	77	2	GEAR, STARTER REDUCTION.....	G5	84	3
	E7	54	22	FORK, CENTER GEARSHIFT	F14	77	2	GRIP COMP., THROTTLE.....	H7	94	10
DOWEL PIN, 8X14	E1	48	9	FORK, GEARSHIFT	F14	77	1		H9	96	12
	E2	49	8		F15	78	20	GRIP, L. HANDLE	H7	94	11
	E12	59	7	FUEL UNIT	J5	124	17		H9	96	13
	E16	63	14		J7	126	17	GRIP, RR.	J9	128	2
	F1	64	7	FUEL UNIT SET	J2	121	10				14
	F5	68	11	FUSE	M4	171	21	GROMMET	J10	129	1
DRIVER, SCREW	M14	181	2	FUSE A	M4	171	20	GROMMET A, RR. COVER.....	K5	140	1
DRUM, GEARSHIFT	F14	77	5	FUSE, BLADE	L16	167	23	GROMMET, AIR CLEANER CASE....	J5	124	18
DUCT, AIR CLEANER	K2	137	4		M1	168	15		J7	126	18
DUST SEAL, 17X20X2.5	K9	144	11	FUSE, MINI	M2	169	21		J12	131	5
DUST SEAL, 21X37X7	I6	109	11		M6	173	27		J14	133	7
	I7	110	19	[G]				GROMMET, COMBINATION SWITCH...	M12	179	6
	I9	112	9	GASKET B, HEAD COVER	E1	48	3		H3	90	7
	I10	113	15		E2	49	3	GROMMET, SIDE COVER	J2	121	11
DUST SEAL, 27X40X4.5	I15	118	21	GASKET C, HEAD COVER	E1	48	4		J14	133	5
	J1	120	17	GASKET SET	G2	81	1		J15	134	2
DUST SEAL, 40X50X5	I7	110	20	GASKET, BYSTARTER	G3	82	22		K1	136	1
	I10	113	16	GASKET, CARBURETOR INSULATOR ..	E6	53	9	GROMMET, SPEEDOMETER	M13	180	7
DUST SEAL, BRAKE CAM	I4	107	6	GASKET, CYLINDER	E11	58	2	GROMMET, TAILLIGHT	L12	163	5
	I12	115	8	GASKET, CYLINDER HEAD	E3	50	8	GUARD, SARI	K12	147	8
DUST SEAL, STEERING HEAD	H16	103	5		E6	53	7		K13	148	12
[E]				GASKET, EX. PIPE	K7	142	1	GUIDE COMP., BRAKE CABLE.....	I1	104	7
ELEMENT COMP., AIR CLEANER ...	K2	137	1		K8	143	1	GUIDE, CABLE.....	H14	101	6
EMBLEM, PRODUCT	H3	90	14	GASKET, FLOAT CHAMBER	G3	82	18	GUIDE, CAM CHAIN.....	E9	56	7
	H14	101	10	GASKET, HEAD COVER	E1	48	2	GUIDE, CLUTCH CABLE.....	M7	174	5
					E2	49	2	GUIDE, CLUTCH OUTER.....	E14	61	2
				GASKET, L. COVER	F1	64	4	GUIDE, DRAIN HOSE.....	M7	174	3

PART NAME INDEX

2-C 6

Part name	Address	Page	Ref.	Part name	Address	Page	Ref.	Part name	Address	Page	Ref.
NUT, CAP, 6MM	H3	90	19	NUT, HEX., 8MM	I13	116	17	OUTER COMP., CLUTCH.....	E14	61	1
NUT, CAP, 8MM	M10	177	18		K16	151	12	OUTER COMP., STARTING CLUTCH..	G5	84	2
NUT, CLIP, 4MM	L6	157	6		L1	152	17				
NUT, COWL SETTING, 5MM	M9	176	16		L4	155	16	[P]			
NUT, CYLINDER HEAD	E4	51	17	NUT, LOCK, 14MM	E16	63	12	PACKING.....	I3	106	19
	E6	53	19	NUT, RR. AXLE SLEEVE	I14	117	19	PACKING, FUEL STRAINER CUP....	J4	123	1
NUT, EXHAUST PIPE, 8MM	K7	142	10		I16	119	12	PACKING, LENS.....	L8	159	3
	K8	143	11	NUT, RR. FENDER	L6	157	5		L12	163	4
NUT, FLANGE SPECIAL, 10MM	H13	100	10		L7	158	17				
	H15	102	14	NUT, SPECIAL FLANGE, 14MM	E14	61	12	PAD SET, FR.	I5	108	2
	K15	150	5	NUT, SPECIAL, 6MM	I12	115	11	PANEL COMP., RR. BRAKE.....	I12	115	4
NUT, FLANGE SPECIAL, 12MM	I6	109	10		I14	117	18	PANEL SUB COMP., FR. BRAKE....	I4	107	4
	I7	110	18		J1	120	23	PANEL, L. FR. COWL.....	M11	178	2
	I9	112	7		L1	152	13	PANEL, R. FR. COWL.....	M11	178	1
	I10	113	13	NUT, SPRING, 5MM	M12	179	10	PEDAL COMP., BRAKE.....	K10	145	14
	I12	115	13	NUT, SPRING, 6MM	K1	136	5	PEDAL, BRAKE.....	K9	144	9
	K16	151	10		K3	138	15		K10	145	14
	L1	152	14		L4	155	13	PEDAL, GEAR CHANGE.....	K9	144	1
NUT, FLANGE SPECIAL, 6MM	L3	154	12		L7	158	8		K10	145	1
	I7	110	17	NUT, SQUARE, 5MM	E3	50	11	PGM-FI UNIT.....	M5	172	18
	I12	115	12	NUT, STEERING STEM	H13	100	9	PIECE, OIL LOCK.....	I2	105	9
NUT, FLANGE SPECIAL, 8MM	I14	117	20		H15	102	13	PINION, KICK STARTER.....	F16	79	2
	J1	120	13	NUT, TAPPET ADJUSTING	E8	55	13	PIN A, PILLION STEP.....	K12	147	11
NUT, FLANGE, 10MM	K7	142	11	[O]				PIN B, DOWEL, 6X10.....	E4	51	19
	K8	143	12						E7	54	22
	L10	161	20	OIL SEAL, 12X18X4	E12	59	8	PIN COMP., HANGER.....	I5	108	8
	L11	162	12	OIL SEAL, 14X22X5	F5	68	12	PIN C, JOINT.....	K9	144	21
	M7	174	7	OIL SEAL, 16X28X7	E12	59	9		K11	146	23
NUT, FLANGE, 12MM	I9	112	7	OIL SEAL, 20X34X7	F8	71	27	PIN, KICK STARTER.....	K9	144	4
	I10	113	13		F11	74	27	PIN, LOCK, 8MM.....	E16	63	16
	I12	115	13	OIL SEAL, 47X60X7	I4	107	11	PIN, MAIN STEP BAR JOINT.....	K13	148	1
NUT, FLANGE, 14MM	F3	66	4	O-RING	G2	81	10	PIN, PISTON.....	F6	69	4
NUT, FLANGE, 5MM	L6	157	8		G6	85	9	PIN, SHIFT RETURN SPRING.....	F14	77	11
	L7	158	11					PIN, SPLIT, 1.6X15.....	K12	147	10
	L12	163	12					PIN, SPLIT, 2.0X12.....	K9	144	14
NUT, FLANGE, 6MM	H8	95	32						K11	146	20
	H11	97	33	O-RING, 13.8X2.5	F1	64	8	PIN, SPLIT, 2.0X15.....	I13	116	19
	I4	107	12		E12	59	10		K11	146	21
	I12	115	12	O-RING, 18X3	F5	68	13		K13	148	15
	J2	121	13	O-RING, 19.4X2.3	E9	56	10		K16	151	15
	J5	124	21	O-RING, 24.4X3.1	G6	85	8		L2	153	20
	J7	126	21		G7	86	8	PIN, SPLIT, 3.0X30.....	L4	155	19
NUT, FLANGE, 8MM	M7	174	7						K9	144	15
				O-RING, 31.7X2.4	F1	64	9		K15	150	7
NUT, FR. COWL	M8	175	8	O-RING, 33.5X3.0	E4	51	21	PIN, SPRING, 3X10.....	E12	59	11
NUT, HEX., 10MM	H8	95	26		E7	54	24	PIPE COMP., AIR FEED.....	K5	140	7
				O-RING, 39.5X5	J2	121	12	PIPE COMP., FR. FORK.....	I2	105	5
	H10	97	28		J5	124	19	PIPE COMP., INLET.....	E3	50	12
	L5	156	8		J7	126	20	PIPE COMP., STEERING HANDLE ..	H14	101	5
NUT, HEX., 6MM	H3	90	19	O-RING, 42MM	I15	118	22	PIPE, SEAT.....	I2	105	11
	H5	92	18		J1	120	18	PIPE, STEERING HANDLE.....	H13	100	4
	H6	93	19	O-RING, 7.3X2.2	G8	87	15		H14	101	5
	I13	116	16	O-RING, 8.5X1.5	H3	90	17	PISTON.....	F6	69	3
	I15	118	23		H4	91	16		I5	108	4
	J1	120	24		H6	93	17	PISTON COMP., VACUUM.....	G3	82	14
	K6	141	14	O-RING, 9.0X1.3	J4	123	6	PIVOT, SHIFT DRUM STOPPER ARM.	F14	77	15
	L1	152	16	O-RING, 9.8X2.8	K5	140	13	PLATE A2, FIXING.....	F7	70	15
	L4	155	15	O-RING, THROTTLE BODY	G8	87	5		F10	73	16

PART NAME INDEX

2-C 7

Part name	Address	Page	Ref.	Part name	Address	Page	Ref.	Part name	Address	Page	Ref.	
PLATE COMP., GEARSHIFT DRUM STOPPER	F14	77	6	RING, PISTON	I2	105	10	RUBBER, TAILLIGHT BRACKET	M5	172	8	
	F15	78	21	RING, SEAL	G8	87	14	[S]				
PLATE SET, VALVE	G2	81	7	ROD COMP., RR. BRAKE	K9	144	8	SCREEN SET, FUEL STRAINER	J3	122	17	
PLATE, BEARING HOLDER	F4	67	10		K10	145	10		J4	123	3	
PLATE, BEARING PUSH	F4	67	6	ROD, CLUTCH LIFTER	E14	61	9	SCREEN SET, WIND	M9	176	8	
PLATE, CLUTCH	E14	61	6	ROD, PUSH	H11	98	13	SCREEN, OIL FILTER	E16	63	5	
PLATE, CLUTCH LIFTER	E14	61	8	ROD, TIE	K10	145	3	SCREW-WASHER, 3X18	H6	93	15	
PLATE, CLUTCH PRESSURE	E14	61	7	ROLLER, 3X8.5	F15	78	19	SCREW-WASHER, 3X22	H3	90	6	
PLATE, DIAPHRAGM	H11	98	12	ROTOR, OIL FILTER	E16	63	6		H4	91	7	
PLATE, FR. ENGINE HANGER	M7	174	4	ROTOR, OIL PUMP INNER	E16	63	3		H6	93	7	
			15	ROTOR, OIL PUMP OUTER	E16	63	4	SCREW-WASHER, 4X12	H4	91	8	
PLATE, IDLE AIR CONTROL VALVE	G8	87	11	RUBBER A, KICK STARTER	K9	144	17		H6	93	8	
PLATE, KICK STOPPER	F16	79	3		K11	146	22	SCREW-WASHER, 4X22	M5	172	23	
PLATE, L. BEARING SETTING	F4	67	2	RUBBER A, SEAT SETTING	J9	128	7	SCREW-WASHER, 5X12	G4	83	27	
PLATE, PILLION STEP SIDE	K13	148	8		J10	129	5		G8	87	16	
PLATE, SPRING JOINT	I2	105	4	RUBBER B, SEAT SETTING	J10	129	6	SCREW-WASHER, 5X16	K3	138	18	
PLATE, STEP LOWER	K13	148	3	RUBBER B, SIDE SHELTER	J10	129	2	SCREW-WASHER, SPECIAL, 4X10	H3	90	15	
PLATE, STOPPER	E3	50	6	RUBBER B, STAND STOPPER	M7	174	9	SCREW-WASHER, TORX	G2	81	11	
	E6	53	5	RUBBER, BATTERY	L16	167	13	SCREW SET A	G2	81	5	
PLATE, TENSIONER SETTING	E9	56	4		M1	168	10	SCREW SET B	G2	81	6	
PLUG, BEARING PUSH	F4	67	4	RUBBER, CHANGE PEDAL	K9	144	16		G4	83	32	
PLUG, RR. FENDER	L7	158	15	RUBBER, FR. FENDER MOUNTING	I1	104	5	SCREW, BLEEDER	I5	108	11	
PLUG, SPARK	E3	50	13		L12	163	8	SCREW, FLAT	H11	98	10	
	E4	51	13	RUBBER, FUEL PUMP SHOCK	M13	180	3	SCREW, HINGE PATCH	L16	167	17	
	E6	53	11	RUBBER, FUEL TANK RR.	J7	126	3		M2	169	14	
PROTECTOR, MUFFLER	K8	143	5		J2	121	6		M9	176	14	
PUMP ASSY., FUEL	J7	126	2	RUBBER, GEAR CHANGE PEDAL	J5	124	13		M12	179	7	
PUMP ASSY., OIL	E16	63	1	RUBBER, HEADLIGHT CASE	J7	126	12	SCREW, MUFFLER PROTECTOR	K8	143	10	
[R]					K10	145	5	SCREW, OVAL, 5X12	E16	63	15	
RACE, STEERING BOTTOM CONE	H16	103	4	RUBBER, INSERT	MOUNTING	L7	158	2	SCREW, OVAL, 6X35	H15	102	20
RACE, STEERING TOP BALL	H16	103	2		L9	158	2	SCREW, PAN, 2X6	H4	91	15	
RACE, STEERING TOP CONE	H16	103	3	RUBBER, LOWER COWL MOUNTING	E3	50	1		H6	93	16	
RATCHET, STARTER	F16	79	4		E11	58	3	SCREW, PAN, 4X12	G4	83	25	
RECEIVER, CLUTCH CABLE	E12	59	6	RUBBER, MAIN STEP	M8	175	6		J5	124	20	
RECTIFIER ASSY., SILICON	M4	171	22	RUBBER, MOUNTING	K13	148	4	SCREW, PAN, 4X32	H10	97	29	
	M5	172	5		E1	48	8	SCREW, PAN, 4X45	H10	97	30	
RECTIFIER COMP., REGULATOR	M3	170	5	RUBBER, MUFFLER MOUNTING	E2	49	7	SCREW, PAN, 4X8	G3	82	24	
	M5	172	4		K7	142	6		H11	98	18	
REFLECTOR, REFLEX	L6	157	1	RUBBER, PILLION STEP	K8	143	7	SCREW, PAN, 5X10	H8	95	28	
	L7	158	1	RUBBER, PROTECTOR MOUNTING	K12	147	5	SCREW, PAN, 5X12	G4	83	26	
RELAY COMP., POWER	M4	171	13		K7	142	2	SCREW, PAN, 5X20	H8	95	29	
	M5	172	16	RUBBER, PROTECTOR PACKING	K8	143	2		H10	97	31	
RELAY COMP., WINKER	M4	171	11		K8	143	2	SCREW, PAN, 5X22	H8	95	30	
	M5	172	14	RUBBER, RR. FENDER CUSHION	H3	90	13		H10	97	32	
RESONATOR	K2	137	11		H4	91	13	SCREW, PAN, 6X12	M8	175	9	
RETAINER	J7	126	16	RUBBER, SEAT CUSHION	H6	93	13	SCREW, PAN, 6X20	M4	171	16	
RETAINER, GEAR BOX	I7	110	7	RUBBER, SEAT SETTING	J10	129	7	SCREW, PAN, 6X6	E9	56	8	
	I10	113	6	RUBBER, SHOCK	J9	128	8	SCREW, SIDE STAND PIVOT	K15	150	4	
RETAINER, VALVE SPRING	E8	55	9		L15	166	10	SCREW, SPECIAL, 6X14	J12	131	6	
RIM, FR. WHEEL	I7	110	8	RUBBER, SHROUD MOUNTING	M1	168	9		J16	135	6	
RIM, RR. WHEEL	I6	109	1		M2	169	9		K1	136	4	
	I14	117	14	RUBBER, SIDE COVER	J7	126	8		M12	179	8	
RING	G6	85	6	RUBBER, SEAT SETTING	J9	128	8	SCREW, SPECIAL, 6X8	L10	161	17	
	G7	86	6	RUBBER, SHOCK	L15	166	10	SCREW, TAPPET ADJUSTING	E8	55	12	
RING SET, PISTON	F6	69	2	RUBBER, STOPPER ARM	M1	168	9	SCREW, TAPPING, 3X12	L10	161	18	
RING, OIL SEAL STOPPER	I3	106	20		M2	169	9					
				RUBBER, TAILLIGHT BRACKET	J5	124	10					
					J7	126	8					
				RUBBER, STOPPER	J7	126	8					
				RUBBER, STOPPER ARM	I12	115	6					
				RUBBER, TAILLIGHT BRACKET	M3	170	8					

PART NAME INDEX

2-C 8

Part name	Address	Page	Ref.	Part name	Address	Page	Ref.	Part name	Address	Page	Ref.
SCREW, TAPPING, 3X16	H3	90	18	SHAFT A, GEARSHIFT FORK	F14	77	3	SPRING, GEARSHIFT RETURN	F14	77	10
	H4	91	17	SHAFT B, GEARSHIFT FORK	F14	77	4	SPRING, KICK RETURN	F16	79	8
	H6	93	18	SHAFT, MAIN STAND PIVOT	K15	150	2	SPRING, KICK STARTER STOPPER ..	K9	144	5
SCREW, TAPPING, 3X7	L10	161	18	SHAFT, REDUCTION GEAR	G5	84	4	SPRING, LEVER	K10	145	7
SCREW, TAPPING, 4X12	J12	131	7	SHAFT, ROCKER ARM	E8	55	4	SPRING, LOCK KEY SETTING	J9	128	1
			8	SHOE SET, BRAKE	I4	107	1	SPRING, OIL THROUGH	J9	128	4
	J14	133	10		I12	115	1	SPRING, PAD	J10	129	3
	J16	135	7	SLEEVE, RR. WHEEL	I14	117	8	SPRING, PUSH ROD	E16	63	9
	K1	136	8		I16	119	4	SPRING, RATCHET	I5	108	5
	L6	157	7		J1	120	26	SPRING, SEAT CATCH	H11	98	14
	L10	161	19	SLIDER, CHAIN	K16	151	8	SPRING, REBOUND	F16	79	5
	L11	162	10		L1	152	11	SPRING, SEAT CATCH	I2	105	6
			11		L3	154	8	SPRING, SHIFT DRUM STOPPER	J10	129	11
	L13	164	5	SOCKET ASSY., HEADLIGHT	H1	88	3	SPRING, STOP SWITCH	F14	77	8
			6		H2	89	4		K9	144	7
	M4	171	17	SOCKET COMP.	H3	90	10		K10	145	9
	M6	173	24		H4	91	11	SPRING, VALVE	E8	55	7
	M8	175	10		H5	92	20	SPRING, VALVE INNER	E8	55	8
	M12	179	11		H6	93	11	SPRING, VALVE OUTER	E8	55	7
	M13	180	9	SOCKET COMP., L. WINKER	L9	160	9	SPROCKET COMP., FINAL DRIVEN ..	I16	119	2
SCREW, TAPPING, 4X14	H3	90	16		L10	161	14		J1	120	27
	H4	91	14	SOCKET COMP., R. WINKER	L8	159	4	SPROCKET, CAM	E9	56	1
	H6	93	14		L10	161	12	SPROCKET, DRIVE	F7	70	14
SCREW, TAPPING, 4X16	J14	133	9	SOCKET COMP., TAILLIGHT	L13	164	1		F10	73	15
	L10	161	19	SPACER, IGNITION COIL	M5	172	2	SPROCKET, FINAL DRIVEN	I14	117	6
	M10	177	21	SPANNER, 10X12	M14	181	6		I16	119	2
SCREW, TAPPING, 4X20	L12	163	11	SPANNER, 14X17	M14	181	7	STAND COMP., MAIN	K15	150	1
SCREW, TAPPING, 4X8	E16	63	11	SPANNER, PIN	M14	181	8	STATOR COMP.	F3	66	2
SCREW, TAPPING, 5X12	H15	102	17	SPEEDOMETER ASSY.	H4	91	3				9
	L7	158	10		H6	93	3	STAY COMP., BRAKE HOSE CLAMPER	H12	99	26
SCREW, TAPPING, 5X16	K3	138	19	SPEEDOMETER COMP.	H3	90	3	STAY COMP., FR. COWL	M9	176	3
	M10	177	22	SPINDLE COMP., GEARSHIFT	F14	77	9	STAY COMP., FR. WINKER	M9	176	4
SCREW, TORX	G8	87	12	SPINDLE, KICK STARTER	F16	79	7	STAY COMP., WINKER	L9	160	10
SCREW, TORX, 5X17	G8	87	4	SPOKE SET A, 10X162.5	I6	109	14	STAY, AIR SUCTION VALVE	K5	140	3
SCREW, TORX, 5X8.7	G8	87	3	SPOKE SET A, 10X163	I6	109	13	STAY, FR. COWL	M8	175	2
SCREW, TRUSS, 5X20	M9	176	15	SPOKE SET A, 10X195	I8	111	24	STAY, FR. FENDER	I1	104	3
SCREW, TRUSS, 6X20	M8	175	7	SPOKE SET A, 10X195.5	I8	111	23	STAY, FR. NUMBER PLATE	M8	175	5
SCREW, U-LOCK FLAT, 6X12	H13	100	8	SPOKE SET A, RR.	I14	117	2		M9	176	9
	H15	102	12	SPOKE SET B, RR.	I14	117	3	STAY, FR. WINKER	M8	175	4
SEAL A, AIR CLEANER	K2	137	3	SPRING A, BRAKE ROD	K9	144	18	STAY, FUEL PUMP	J7	126	4
SEAL B, AIR CLEANER	K2	137	2	SPRING A, SIDE STAND	K15	150	9	STAY, HELMET HOLDER	J9	128	15
SEAL SET, FR. FORK	I3	106	12	SPRING G, MAIN STAND	K15	150	8	STAY, LOWER COWL	M12	179	5
SEAL SET, PISTON	I5	108	1	SPRING SET, BRAKE PEDAL	K9	144	10	STAY, L. FR. PANEL	M9	176	7
SEAL, DUST	I2	105	8		K10	145	15	STAY, RR. WINKER	L10	161	16
SEAL, GASKET	L8	159	3	SPRING, BEARING PUSH	F4	67	5		L11	162	9
	L11	162	3	SPRING, BRAKE ARM RETURN	I4	107	10	STAY, R. FR. PANEL	M9	176	6
SEAL, VALVE STEM	E8	55	1	SPRING, BRAKE ROD	K10	145	12	STAY, TAILLIGHT	L13	164	4
SEAT ASSY., DOUBLE	J9	128	6	SPRING, BRAKE SHOE	I4	107	5	STAY, UNDER COWL	M13	180	6
SEAT COMP., PILLION	J10	129	13		I12	115	7	STAY, WIRE	G3	82	15
SEAT COMP., SINGLE	J10	129	4	SPRING, CARBON BRUSH	G6	85	3		G8	87	6
SEAT, VALVE SPRING	E8	55	10		G7	86	3	STEM SUB ASSY., STEERING	H16	103	6
SENSOR ASSY., BANK ANGLE	M5	172	9	SPRING, CHANGE SWITCH CONTACT ..	F14	77	13	STOPPER COMP., GEARSHIFT DRUM ..	F14	77	7
SENSOR ASSY., THERMOSTAT OIL ..	E6	53	15	SPRING, CLUTCH	E14	61	10	STOPPER, CABLE	H7	94	4
SENSOR ASSY., THROTTLE	G3	82	23	SPRING, CLUTCH LEVER	E12	59	5	STOPPER, KICK ARM	K15	150	10
SENSOR SET	G8	87	1	SPRING, COMPRESSION COIL	G2	81	9	STRAINER ASSY., FUEL	J7	126	1
SENSOR, OXYGEN	E6	53	12	SPRING, DRUM STOPPER	F14	77	8	STRIPE A, L. FR. COWL	N3	186	7
SEPARATOR COMP.	H11	98	9	SPRING, FR. BRAKE SHOE	I4	107	5		N10	193	9
SET RING, 20MM	F8	71	25		I12	115	7	STRIPE A, L. FUEL TANK	N3	186	2
	F11	74	22	SPRING, FR. FORK	I2	105	2		N9	192	2

PART NAME INDEX

2-C 9

Part name	Address	Page	Ref.	Part name	Address	Page	Ref.	Part name	Address	Page	Ref.
STRIPE A, L. SIDE COVER	N6	189	10	SWITCH ASSY., STARTER MAGNETIC	M1	168	8	TUBE, BATTERY BREATHER.....	L14	165	2
STRIPE A, R. FR. COWL	N3	186	6		M2	169	8		L15	166	2
	N9	192	8	SWITCH ASSY., WINKER	H7	94	7	TUBE, BATTERY TRAY.....	L14	165	6
	N10	193	8		H9	96	7		L16	167	16
STRIPE A, R. FUEL TANK	N3	186	1	SWITCH COMP., FR. LEVER	H8	95	36	TUBE, BREATHER.....	K3	138	12
	N9	192	1		H9	96	8	TUBE, FUEL PUMP BREATHER.....	J7	126	15
STRIPE A, R. SIDE COVER	N6	189	9	SWITCH SET, NEUTRAL	F4	67	7	TUBE, VINYL, 11X15X40.....	K2	137	6
STRIPE B, L. FR. COWL	N3	186	9								
	N10	193	11	[T]				[V]			
STRIPE B, L. FUEL TANK	N3	186	4	TAILLIGHT UNIT	L12	163	1	VALVE ASSY., AIR SUCTION.....	K5	140	4
	N9	192	4		L13	164	2	VALVE ASSY., IDLE AIR CONTROL..	G8	87	10
STRIPE B, L. SIDE COVER	N6	189	12	TANK ASSY., FUEL	J2	121	2	VALVE COMP., FLOAT.....	G3	82	17
STRIPE B, R. FR. COWL	N3	186	8	TANK COMP., FUEL	J4	123	8	VALVE SET, STARTER.....	G2	81	8
	N10	193	10	TANK SET, FUEL	J4	123	8	VALVE, EX.	E8	55	6
STRIPE B, R. FUEL TANK	N3	186	3		J7	126	6	VALVE, IN.	E8	55	5
	N9	192	3	TENSIONER ASSY., CAM CHAIN....	E9	56	3	VALVE, RIM.....	I9	112	1
STRIPE B, R. SIDE COVER	N6	189	11	TERMINAL SET, BRUSH	G6	85	2		I10	113	1
STRIPE, L. FR. COWL	N9	192	6		G7	86	2	VISOR SET, FR.	I16	119	10
STRIPE, L. FR. VISOR	N2	185	6	THREAD COMP., STEERING HEAD					M8	175	1
	N6	189	6		TOP	H16	103	7			
STRIPE, L. FUEL TANK	N1	184	2	THROTTLE BODY ASSY.	G8	87	7	[W]			
	N5	188	2	THROUGH, OIL	E16	63	8	WASHER B, THRUST, 20MM.....	F11	74	19
STRIPE, L. RR. COWL	N2	185	13	TIRE, FR.	16	109	8	WASHER, 10.3MM.....	H13	100	12
	N7	190	14		17	110	9		H15	102	16
STRIPE, L. RR. LOWER COWL	N10	193	15		19	112	6		I3	106	18
STRIPE, L. SIDE COVER	N2	185	10					WASHER, 14MM.....	F15	78	17
STRIPE, R. FR. COWL	N9	192	5					WASHER, 14.1X29X2.8	E15	62	14
STRIPE, R. FR. VISOR	N2	185	5						F3	66	5
	N5	188	5					WASHER, 14.2X26X3.....	E16	63	13
	N6	189	5	TIRE, RR.	I10	113	7	WASHER, 17X22.....	K9	144	12
STRIPE, R. FUEL TANK	N1	184	1		I11	114	18		K15	150	6
	N5	188	1	TOP	I14	117	15	WASHER, 8MM.....	I12	115	14
STRIPE, R. RR. COWL	N2	185	12		I16	119	9	WASHER, DRAIN PLUG, 12MM.....	F5	68	14
	N6	189	13	TRAY, BATTERY	J1	120	22	WASHER, DRUM STOPPER.....	F15	78	16
STRIPE, R. RR. LOWER COWL	N10	193	14		G3	82	13	WASHER, OIL BOLT.....	H12	99	22
STRIPE, R. SIDE COVER	N2	185	9	TUBE	L14	165	4	WASHER, PILLION STEP.....	K12	147	6
SUB CORD	M3	170	7		L16	167	14	WASHER, PLAIN, 10MM.....	K7	142	12
SUB COVER, L. SIDE	J15	134	5	TUBE ASSY., BREATHER	M2	169	12		K8	143	13
SUB COVER, R. SIDE	J15	134	3		H2	89	1	WASHER, PLAIN, 12MM.....	E4	51	18
SUSPENSION, POWER RELAY	M4	171	14		16	109	9		E6	53	20
	M5	172	17	TUBE A, AIR SUCTION VALVE	J3	122	20	WASHER, PLAIN, 17MM.....	L5	156	9
SUSPENSION, WINKER RELAY	M4	171	12		J5	124	16		E15	62	13
	M5	172	15	TUBE B, AIR SUCTION VALVE	J5	124	16	WASHER, PLAIN, 4MM.....	L13	164	7
SWINGARM SUB ASSY., RR.	K16	151	9		J7	126	9	WASHER, PLAIN, 5MM.....	H8	95	33
	L1	152	12	TUBE COMP., AIR VENT	J11	114	19	WASHER, PLAIN, 6MM.....	H3	90	20
	L3	154	9	TUBE COMP., FUEL	J5	124	16		H5	92	19
SWITCH ASSY., COMBINATION & LOCK	H13	100	2		I14	117	4	WASHER, PLAIN, 6MM.....	H6	93	20
	H14	101	2	TUBE SET, TUFF UP	J1	120	19		I13	116	18
SWITCH ASSY., FR. STOP	H7	94	8	TUBE, 4.5X440	G4	83	30	WASHER, PLAIN, 4MM.....	L13	164	7
	H9	96	9		G4	83	30	WASHER, PLAIN, 5MM.....	H8	95	33
	H11	98	1	TUBE, 4.5X450	M2	169	19	WASHER, PLAIN, 6MM.....	H3	90	20
SWITCH ASSY., RR. STOP	K9	144	6	TUBE, 5X430	J6	125	26		H5	92	19
	K10	145	8		J7	126	24		I15	118	24
SWITCH ASSY., STARTER	H8	95	35	TUBE, 8X700	K2	137	10		J1	120	25
	H9	96	5	TUBE, AIR CLEANER CONNECTING ..	K3	138	24	WASHER, PLAIN, 6X16.....	M2	169	17
	L15	166	9		K5	140	8		L16	167	21
SWITCH ASSY., STARTER MAGNETIC	L15	166	9	TUBE, AIR SUCTION VALVE	K5	140	8		M2	169	17

